




# 杭州九源基因工程股份有限公司

Hangzhou Jiuyuan Gene Engineering Co., Ltd.

(A joint stock company incorporated in the People's Republic of China with limited liability)

Stock Code : 2566

## GLOBAL OFFERING



Sole Sponsor, Overall Coordinator, Joint Global Coordinator, Joint Bookrunner and Joint Lead Manager



**华泰国际**  
HUATAI INTERNATIONAL

Overall Coordinator, Joint Global Coordinator, Joint Bookrunner and Joint Lead Manager



**CITIC SECURITIES**

## IMPORTANT

**IMPORTANT:** If you are in any doubt about any of the contents of this prospectus, you should obtain independent professional advice.



# Hangzhou Jiuyuan Gene Engineering Co., Ltd. 杭州九源基因工程股份有限公司

(A joint stock company incorporated in the People's Republic of China with limited liability)

## Global Offering

Number of Offer Shares under the Global Offering	:	45,398,800 H Shares (subject to the Over-allotment Option)
Number of Hong Kong Offer Shares	:	4,540,000 H Shares (subject to reallocation)
Number of International Offer Shares	:	40,858,800 H Shares (subject to reallocation and the Over-allotment Option)
Maximum Offer Price	:	HK\$12.56 per H Share, plus brokerage of 1.0%, AFRC transaction levy of 0.00015%, SFC transaction levy of 0.0027% and Stock Exchange trading fee of 0.00565% (payable in full on application in Hong Kong dollars and subject to refund)
Nominal value	:	RMB1.00 per H Share
Stock code	:	2566

*Sole Sponsor, Overall Coordinator, Joint Global Coordinator,  
Joint Bookrunner and Joint Lead Manager*



**华泰国际**  
HUATAI INTERNATIONAL

*Overall Coordinator, Joint Global Coordinator, Joint Bookrunner and Joint Lead Manager*



**CITIC SECURITIES**

*Joint Bookrunners and Joint Lead Managers*



**招銀国际**  
CMB INTERNATIONAL



**瑞邦證券**



**百惠金控 PATRONS**

Hong Kong Exchanges and Clearing Limited, The Stock Exchange of Hong Kong Limited and Hong Kong Securities Clearing Company Limited take no responsibility for the contents of this prospectus, make no representation as to its accuracy or completeness and expressly disclaim any liability whatsoever for any loss howsoever arising from or in reliance upon the whole or any part of the contents of this prospectus.

A copy of this prospectus, having attached thereto the documents specified in "Documents Delivered to the Registrar of Companies and Available on Display" in Appendix VII to this prospectus, has been registered by the Registrar of Companies in Hong Kong as required by section 342C of the Companies (Winding Up and Miscellaneous Provisions) Ordinance (Chapter 32 of the Laws of Hong Kong). The Securities and Futures Commission and the Registrar of Companies in Hong Kong take no responsibility as to the contents of this prospectus or any other documents referred to above.

The Offer Price is expected to be determined by agreement between the Overall Coordinators (for themselves and on behalf of the Underwriters) and our Company on the Price Determination Date. The Price Determination Date is expected to be on or before Tuesday, November 26, 2024 (Hong Kong time).

The Offer Price will not be more than HK\$12.56 per Offer Share and is currently expected to be not less than HK\$11.48 per Offer Share. If, for any reason, the Offer Price is not agreed by 12:00 noon on Tuesday, November 26, 2024 (Hong Kong time) between the Overall Coordinators (for themselves and on behalf of the Underwriters) and our Company, the Global Offering will not proceed and will lapse.

The Overall Coordinators (for themselves and on behalf of the Underwriters) may, with our consent, reduce the number of Offer Shares being offered under the Global Offering and/or the indicative Offer Price range below that stated in this prospectus at any time on or prior to the morning of the last day for lodging applications under the Hong Kong Public Offering. In such a case, an announcement will be published on the websites of the Stock Exchange at [www.hkexnews.hk](http://www.hkexnews.hk) and the Company at [www.china-gene.com](http://www.china-gene.com) as soon as practicable following such decision to make such reduction, and in any event not later than the morning of the day which is the last day for lodging applications under the Hong Kong Public Offering. For further details, please refer to the sections headed "Structure of the Global Offering" and "How to Apply for Hong Kong Offer Shares."

The obligations of the Hong Kong Underwriters under the Hong Kong Underwriting Agreement are subject to termination by the Overall Coordinators (for themselves and on behalf of the Hong Kong Underwriters) if certain events occur prior to 8:00 a.m. on the Listing Date. Please refer to the paragraphs headed "Underwriting — Underwriting Arrangements and Expenses — Hong Kong Public Offering — Grounds for Termination" for further details.

Prior to making an investment decision, prospective investors should consider carefully all of the information set out in this prospectus, including the risk factors set out in the section headed "Risk Factors".

The Offer Shares have not been and will not be registered under the U.S. Securities Act or any state securities law in the United States and may not be offered, sold, pledged or transferred within the United States or to, or for the account or benefit of U.S. persons (as defined in Regulation S), except that Offer Shares may be offered, sold or delivered outside the United States in offshore transactions in reliance on Regulation S.

### ATTENTION

We have adopted a fully electronic application process for the Hong Kong Public Offering. We will not provide printed copies of this prospectus to the public in relation to the Hong Kong Public Offering.

This prospectus is available on the websites of the Stock Exchange ([www.hkexnews.hk](http://www.hkexnews.hk)) and our Company ([www.china-gene.com](http://www.china-gene.com)). If you require a printed copy of this prospectus, you may download and print from the website addresses above.

November 20, 2024

## IMPORTANT

### IMPORTANT NOTICE TO INVESTORS: FULLY ELECTRONIC APPLICATION PROCESS

We have adopted a fully electronic application process for the Hong Kong Public Offering. We will not provide any printed copies of this prospectus for use by the public.

This prospectus is available on the website of the Stock Exchange at [www.hkexnews.hk](http://www.hkexnews.hk) under the “*HKEXnews > New Listings > New Listing Information*” section, and the website of our Company at [www.china-gene.com](http://www.china-gene.com). If you require a printed copy of this prospectus, you may download and print from the website addresses above.

To apply for the Hong Kong Offer Shares, you may:

- (1) apply online through the **White Form eIPO** service at [www.eipo.com.hk](http://www.eipo.com.hk); or
- (2) apply electronically through the **HKSCC EIPO** channel and cause HKSCC Nominees to apply on your behalf by instructing your broker or custodian who is a HKSCC Participant to give **electronic application instructions** via HKSCC’s FINI system to apply for the Hong Kong Offer Shares on your behalf.

We will not provide any physical channels to accept any application for the Hong Kong Offer Shares by the public. The contents of the electronic version of this prospectus are identical to the printed prospectus as registered with the Registrar of Companies in Hong Kong pursuant to section 342C of the Companies (Winding Up and Miscellaneous Provisions) Ordinance (Chapter 32 of the Laws of Hong Kong).

If you are an **intermediary, broker or agent**, please remind your customers, clients or principals, as applicable, that this prospectus is available online at the website addresses above.

Please refer to “How to Apply for Hong Kong Offer Shares” in this prospectus for further details of the procedures through which you can apply for the Hong Kong Offer Shares electronically.

## IMPORTANT

Your application through the **White Form eIPO** service or the **HKSCC EIPO** channel must be for a minimum of 200 Hong Kong Offer Shares and in one of the numbers set out in the table below. No application for any other number of Hong Kong Offer Shares will be considered and such an application is liable to be rejected.

If you are applying through the **White Form eIPO** service, you may refer to the table below for the amount payable for the number of Shares you have selected. You must pay the respective amount payable on application in full upon application for Hong Kong Offer Shares.

If you are applying through the **HKSCC EIPO** channel, you are required to pre-fund your application based on the amount specified by your broker or custodian, as determined based on the applicable laws and regulations in Hong Kong.

### Hangzhou Jiuyuan Gene Engineering Co., Ltd. (Stock Code 2566)

(HK\$12.56 per Hong Kong Offer Share)

#### NUMBER OF HONG KONG OFFER SHARES THAT MAY BE APPLIED FOR AND PAYMENTS

No. of Hong Kong Offer Shares applied for	Amount payable <sup>(2)</sup> on application HK\$	No. of Hong Kong Offer Shares applied for	Amount payable <sup>(2)</sup> on application HK\$	No. of Hong Kong Offer Shares applied for	Amount payable <sup>(2)</sup> on application HK\$	No. of Hong Kong Offer Shares applied for	Amount payable <sup>(2)</sup> on application HK\$
200	2,537.33	4,000	50,746.68	60,000	761,200.06	450,000	5,709,000.42
400	5,074.67	5,000	63,433.34	70,000	888,066.73	500,000	6,343,333.80
600	7,612.00	6,000	76,120.00	80,000	1,014,933.41	600,000	7,612,000.55
800	10,149.34	7,000	88,806.67	90,000	1,141,800.09	700,000	8,880,667.32
1,000	12,686.67	8,000	101,493.34	100,000	1,268,666.75	800,000	10,149,334.08
1,200	15,224.00	9,000	114,180.01	150,000	1,903,000.15	900,000	11,418,000.85
1,400	17,761.33	10,000	126,866.68	200,000	2,537,333.52	1,000,000	12,686,667.60
1,600	20,298.67	20,000	253,733.35	250,000	3,171,666.90	1,500,000	19,030,001.40
1,800	22,836.00	30,000	380,600.03	300,000	3,806,000.28	2,000,000	25,373,335.20
2,000	25,373.34	40,000	507,466.70	350,000	4,440,333.65	2,270,000 <sup>(1)</sup>	28,798,735.45
3,000	38,060.01	50,000	634,333.38	400,000	5,074,667.05		

(1) Maximum number of Hong Kong Offer Share you may apply for.

(2) The amount payable is inclusive of brokerage, SFC transaction levy, the Stock Exchange trading fee and AFRC transaction levy. If your application is successful, brokerage will be paid to the Exchange Participants (as defined in the Listing Rules) and the SFC transaction levy, the Stock Exchange trading fee and AFRC transaction levy are paid to the Stock Exchange (in the case of the SFC transaction levy, collected by the Stock Exchange on behalf of the SFC; and in the case of the AFRC transaction levy, collected by the Stock Exchange on behalf of the AFRC).



## EXPECTED TIMETABLE<sup>(1)</sup>

*If there is any change in the following expected timetable of the Hong Kong Public Offering, our Company will issue an announcement to be published on the website of the Stock Exchange at [www.hkexnews.hk](http://www.hkexnews.hk) and the website of our Company at [www.china-gene.com](http://www.china-gene.com).*

Date<sup>(1)</sup>

Hong Kong Public Offering commences ..... 9:00 a.m. on  
Wednesday, November 20, 2024

Latest time to complete electronic applications under  
**White Form eIPO** service through the designated website  
at [www.eipo.com.hk](http://www.eipo.com.hk)<sup>(2)</sup> ..... 11:30 a.m. on  
Monday, November 25, 2024

Application lists of the Hong Kong Public Offering open<sup>(3)</sup> ..... 11:45 a.m. on  
Monday, November 25, 2024

Latest time to (a) complete payment of **White Form eIPO**  
applications by effecting internet banking transfer(s) or  
PPS payment transfer(s) and (b) give  
**electronic application instructions** to HKSCC<sup>(4)</sup> ..... 12:00 noon on  
Monday, November 25, 2024

If you are instructing your **broker** or **custodian** who is a HKSCC Participant will submit **electronic application instruction(s)** on your behalf through HKSCC's FINI system in accordance with your instruction, you are advised to contact your broker or custodian for the earliest and latest time for giving such instructions, as this may vary by **broker** or **custodian**.

Application lists of the Hong Kong Public Offering close<sup>(3)</sup> ..... 12:00 noon on  
Monday, November 25, 2024

Expected Price Determination Date<sup>(5)</sup> ..... Tuesday, November 26, 2024

Announcement of the Final Offer Price, the results of applications in the  
Hong Kong Public Offering, the level of indications of  
interest in the International Offering and the basis of  
allocation of the Hong Kong Offer Shares under the  
Hong Kong Public Offering to be published on the website  
of the Stock Exchange at [www.hkexnews.hk](http://www.hkexnews.hk)  
and the website of our Company at  
[www.china-gene.com](http://www.china-gene.com)<sup>(6)</sup> ..... at or before 11:00 p.m. on  
Wednesday, November 27, 2024

## EXPECTED TIMETABLE<sup>(1)</sup>

Results of allocations in the Hong Kong Public Offering (with successful applicants' identification document numbers, where appropriate) to be available through a variety of channels, including:

- (1) A full announcement of the Hong Kong Public Offering to be published on the website of the Stock Exchange at [www.hkexnews.hk](http://www.hkexnews.hk) and the website of our Company at [www.china-gene.com](http://www.china-gene.com)<sup>(6)</sup> ..... no later than 11:00 p.m. on  
Wednesday, November 27, 2024
  
- (2) Results of allocations in the Hong Kong Public Offering will be available at [www.iporesults.com.hk](http://www.iporesults.com.hk) (alternatively, [www.eipo.com.hk/eIPOAllotment](http://www.eipo.com.hk/eIPOAllotment)) with a "search by ID" function on a 24-hour basis from ..... 11:00 p.m. on  
Wednesday, November 27, 2024  
to 12:00 midnight on  
Tuesday, December 3, 2024
  
- (3) Allocation results telephone enquiry by  
calling +852 2862 8555 ..... between 9:00 a.m.  
and 6:00 p.m. from Thursday, November 28, 2024  
to Tuesday, December 3, 2024  
(excluding Saturday, Sunday and public holiday in Hong Kong)

Deposit of H Share certificates into CCASS in respect of wholly or partially successful application under the Hong Kong Public Offering on ..... Wednesday, November 27, 2024

Dispatch of H Share certificates in respect of wholly or partially successful applications pursuant to the Hong Kong Public Offering on or before<sup>(7)(9)</sup> ..... Wednesday, November 27, 2024

Dispatch/collection of refund cheques and **White Form** e-Refund payment instructions in respect of (i) wholly or partially successful applications (if applicable) and (ii) wholly or partially unsuccessful applications pursuant to the Hong Kong Public Offering on or before<sup>(8)(9)</sup> ..... Thursday, November 28, 2024

Dealings in H Shares on the Stock Exchange expected to commence at 9:00 a.m. on ..... Thursday, November 28, 2024

The above expected timetable is a summary only. Please refer to the sections headed "Structure of the Global Offering" and "How to Apply for Hong Kong Offer Shares" in this prospectus for details of the structure and conditions of the Global Offering, as well as the application procedures for Hong Kong Public Offering.

## EXPECTED TIMETABLE<sup>(1)</sup>

- 1 All dates and times refer to Hong Kong local dates and times, except as otherwise stated.
- 2 You will not be permitted to submit your application to the White Form eIPO Service Provider through the designated website at [www.eipo.com.hk](http://www.eipo.com.hk) after 11:30 a.m. on the last day for submitting applications. If you have already submitted your application and obtained an application reference number from the designated website on or before 11:30 a.m., you will be permitted to continue the application process (by completing payment of application monies) until 12:00 noon on the last day for submitting applications, when the application lists close.
- 3 If there is a “black” rainstorm warning or a tropical cyclone warning signal number 8 or above and/or Extreme Conditions in force in Hong Kong at any time between 9:00 a.m. and 12:00 noon on Monday, November 25, 2024, the application lists will not open or close on that day. Please refer to the paragraphs headed “How to Apply for Hong Kong Offer Shares — E. SEVERE WEATHER ARRANGEMENTS” in this prospectus.
- 4 Applicants who apply for Hong Kong Offer Shares by instructing your **broker** or **custodian** to give **electronic application instruction(s)** on your behalf via **HKSCC EIPO** channel should see “How to Apply for Hong Kong Offer Shares — A. APPLICATION FOR HONG KONG OFFER SHARES — 2. Application Channels” in this prospectus.
- 5 The Price Determination Date is expected to be on or before Tuesday, November 26, 2024. If, for any reason, the Offer Price is not agreed between the Overall Coordinators (for themselves and on behalf of the Underwriters) and our Company by 12:00 noon on Tuesday, November 26, 2024, the Global Offering will not proceed and will lapse.
- 6 None of the websites or any of the information contained on the websites forms part of this prospectus.
- 7 H Share certificates for the Offer Shares will become valid evidence of title at 8:00 a.m. on Thursday, November 28, 2024 provided that (i) the Global Offering has become unconditional in all respects and (ii) none of the Underwriting Agreements have been terminated in accordance with its terms.
- 8 White Form e-Refund payment instructions/refund cheques will be issued in respect of wholly or partially unsuccessful applications pursuant to the Hong Kong Public Offering and also in respect of wholly or partially successful applications in the event that the final Offer Price is less than the price payable per Offer Share on application. Part of the applicant’s Hong Kong identity card number or passport number, or, if the application is made by joint applicants, part of the Hong Kong identity card number or passport number of the first-named applicant, provided by the applicant(s) may be printed on the refund cheque, if any. Such data would also be transferred to a third party for refund purposes. Banks may require verification of an applicant’s Hong Kong identity card number or passport number before encashment of the refund cheque. Inaccurate completion of an applicant’s Hong Kong identity card number or passport number may invalidate or delay encashment of the refund cheque.
- 9 Applicants who have applied for Hong Kong Offer Shares through **HKSCC EIPO** channel should refer to the paragraphs headed “How to Apply for Hong Kong Offer Shares — D. DESPATCH/COLLECTION OF SHARE CERTIFICATES AND REFUND OF APPLICATION MONIES” in this prospectus for details.

Applicants who have applied through the **White Form eIPO** service and paid their applications monies through single bank accounts may have refund monies (if any) dispatched to the bank account in the form of White Form e-Refund payment instructions. Applicants who have applied through the **White Form eIPO** service and paid their application monies through multiple bank accounts may have refund monies (if any) dispatched to the address as specified in their application instructions in the form of refund checks by ordinary post at their own risk.

Further information is set out in the paragraphs headed “How to Apply for Hong Kong Offer Shares — D. DESPATCH/COLLECTION OF SHARE CERTIFICATES AND REFUND OF APPLICATION MONIES” in this prospectus.

# CONTENTS

## IMPORTANT NOTICE TO PROSPECTIVE INVESTORS

*This prospectus is issued by our Company solely in connection with the Hong Kong Public Offering and the Hong Kong Offer Shares and does not constitute an offer to sell or a solicitation of an offer to buy any security other than the Hong Kong Offer Shares offered by this prospectus pursuant to the Hong Kong Public Offering. This prospectus may not be used for the purpose of making, and does not constitute, an offer or invitation in any other jurisdiction or in any other circumstances. No action has been taken to permit a public offering of the Hong Kong Offer Shares in any jurisdiction other than Hong Kong and no action has been taken to permit the distribution of this prospectus in any jurisdiction other than Hong Kong. The distribution of this prospectus for purposes of a public offering and the offering and sale of the Hong Kong Offer Shares in other jurisdictions are subject to restrictions and may not be made except as permitted under the applicable securities laws of such jurisdictions pursuant to registration with or authorization by the relevant securities regulatory authorities or an exemption therefrom.*

*You should rely only on the information contained in this prospectus to make your investment decision. The Hong Kong Public Offering is made solely on the basis of the information contained and the representations made in this prospectus. We have not authorized anyone to provide you with information that is different from what is contained in this prospectus. Any information or representation not contained nor made in this prospectus must not be relied on by you as having been authorized by the Company, the Sole Sponsor, the Sponsor-Overall Coordinator, the Overall Coordinators, the Joint Global Coordinators, the Joint Bookrunners, the Joint Lead Managers, any of the Underwriters and the Capital Market Intermediaries, any of our or their respective directors, officers, employees, agents, or representatives of any of them or any other parties involved in the Global Offering. Information contained on our website ([www.china-gene.com](http://www.china-gene.com)) does not form part of this prospectus.*

	<i>Page</i>
<b>Expected Timetable</b> .....	i
<b>Contents</b> .....	iv
<b>Summary</b> .....	1
<b>Definitions</b> .....	26
<b>Glossary of Technical Terms</b> .....	41
<b>Forward-looking Statements</b> .....	55
<b>Risk Factors</b> .....	57
<b>Waivers from Strict Compliance with the Listing Rules</b> .....	120
<b>Information about this Prospectus and the Global Offering</b> .....	131

# CONTENTS

<b>Directors, Supervisors and Parties Involved in the Global Offering</b> .....	136
<b>Corporate Information</b> .....	141
<b>Industry Overview</b> .....	143
<b>Regulatory Overview</b> .....	191
<b>History, Development and Corporate Structure</b> .....	248
<b>Business</b> .....	269
<b>Relationship with our Single Largest Group of Shareholders</b> .....	428
<b>Connected Transactions</b> .....	437
<b>Directors, Supervisors and Senior Management</b> .....	457
<b>Substantial Shareholders</b> .....	478
<b>Share Capital</b> .....	481
<b>Financial Information</b> .....	486
<b>Future Plans and Use of Proceeds</b> .....	560
<b>Cornerstone Investors</b> .....	567
<b>Underwriting</b> .....	577
<b>Structure of the Global Offering</b> .....	588
<b>How to Apply for Hong Kong Offer Shares</b> .....	598
<b>Appendix I — Accountants' Report</b> .....	I-1
<b>Appendix II — Unaudited Pro Forma Financial Information</b> .....	II-1
<b>Appendix III — Taxation and Foreign Exchange</b> .....	III-1
<b>Appendix IV — Summary of Principal Legal and Regulatory Provisions</b> .	IV-1
<b>Appendix V — Summary of Articles of Association</b> .....	V-1
<b>Appendix VI — Statutory and General Information</b> .....	VI-1
<b>Appendix VII — Documents Delivered to the Registrar of Companies and Available on Display</b> .....	VII-1

## SUMMARY

*This summary aims to give you an overview of the information contained in this prospectus. As this is a summary, it does not contain all the information that may be important to you. You should read the whole document before you decide to invest in the Offer Shares. There are risks associated with any investment. Some of the particular risks in investing in the Offer Shares are set out in the section headed “Risk Factors” in this prospectus. You should read that section carefully before you decide to invest in the Offer Shares.*

### CHANGE OF COMPANY NAME

We are not engaged in genetic engineering business. We are in the process of preparing for a change in our company name and undertake to amend it to “Hangzhou Jiuyuan Genetic Biopharmaceutical Co., Ltd. (杭州九源基因生物醫藥股份有限公司)” within twelve months upon the Listing. We will update the status for our name change in our annual and interim reports after the Listing.

### OVERVIEW

Founded in 1993 and headquartered in Zhejiang Province, we are a biopharmaceutical company in China with over 30 years of proven track record in the R&D, manufacturing and commercialization of biopharmaceutical products and medical devices. We focus on four large and fast-growing therapeutic areas: orthopedics, metabolic diseases, oncology, and hematology. Collectively, these four therapeutic areas accounted for 51.5% of the total pharmaceutical sales in China in 2023, and outpaced the broader Chinese pharmaceutical industry from 2018 to 2023, a trend which is expected to continue in the near future, according to CIC.

Centred around these therapeutic areas, we have built a diversified product portfolio comprising eight marketed products, including China’s first recombinant human bone morphogenetic protein-2 (“rhBMP-2”) bone repair material, Guyoudao, and over ten product candidates, including the first semaglutide biosimilar in China to have obtained an IND approval and filed an NDA, JY29-2, as of the Latest Practicable Date. Our strategy starts by identifying therapeutic targets with market potential in our focused areas. Once the targets are identified, we pursue the development of China’s innovative and first follow-on products, leveraging our established R&D platforms, manufacturing capabilities, and sales and distribution network in China.

### Our Portfolio and Pipeline

Our marketed product portfolio includes one drug-device combination, two biological products, and five chemical drugs in orthopedics, oncology and hematology. Among them, several of our products are domestically developed first-to-market products and maintain a competitive position in their respective product category in terms of market share as measured by revenue in 2023. Notably, our drug-device combination product, Guyoudao, is the first product containing bone repair material with rhBMP-2 approved for sale in China, and ranked first by sales revenue in China’s bone repair material market in 2023, according to CIC. We acquired Guyoudao from Hangzhou Huadong Medicine Group Co., Ltd. (杭州華東醫藥集團有限公司) in 2010 recognizing its promising prospects, and it generated a significant portion of our revenue during the Track Record Period. For details of the transaction, please see “Business — Our Products — Our Marketed Products — Orthopedic Product.” Revenue generated from all of our marketed products accounted for 87.6%, 93.8%, 91.5% and 87.9% of our total revenue for the years ended December 31, 2021, 2022, 2023 and the six months ended June 30, 2024, respectively.



The following table sets forth selected information of all of our marketed products as of the Latest Practicable Date:

Marketed Products										
Product	Generic Name	Classification	Description	Indications	Approval Date	Product Type	Inclusion in NRD <sup>(1)</sup>	Inclusion in VBP <sup>(2)</sup>	Whether the Originator Holds Patents in China	Geographic Market
Orthopedics										
骨优® Guyoudao <sup>(3)</sup>	Bone repair material (recombinant human bone morphogenetic protein-2)	Drug-device combination	First marketed rhBMP-2 product in China	Filling and repair of bone defects, bone nonunion, bone delayed union, and graft repair of spinal fusion, joint fusion, and orthopedic bone graft	Oct 10, 2009	Class 3 medical device (drug-device combination)	N/A <sup>(4)</sup>	No	N/A	Mainland China, Pakistan
Oncology										
吉粒芬® Jilifen	Human granulocyte colony stimulating factor injection	Biologics	First marketed rhG-CSF product in China	Neutropenia	Nov 7, 1996	Recombinant protein	Yes, Part B	Yes, provincial <sup>(5)</sup>	No	Mainland China, Philippines, Pakistan, Guatemala
吉巨芬® Jijufen	Human interferon-11 Injection	Biologics	A plasmid-derived growth factor product produced through recombinant DNA technology	Chemotherapy-induced thrombocytopenia	Sep 18, 2003	Recombinant protein	Yes, Part B	Yes, provincial <sup>(6)</sup>	No	Mainland China, Pakistan
吉欧修® Jiouxie	Palonosetron hydrochloride injection	Generic small molecule drug	Long-acting 5-HT3 receptor antagonist	Nausea and vomiting induced by radiation therapy, chemotherapy or postoperatively	Dec 19, 2008	Small molecule drug	Yes, Part B	Yes, national <sup>(7)</sup>	No	Mainland China, Venezuela
吉美雅® Jimeiya	Fulvestrant injection	Generic small molecule drug	Estrogen receptor antagonist	Advanced breast cancer	Jun 28, 2022	Small molecule drug	Yes, Part B	Yes, national <sup>(8)</sup>	No	Mainland China
吉坦苏® Jiansu	Fosaprepitant dimeglumine injection	Generic small molecule drug	Neurokinin-1 receptor antagonists	Chemotherapy-induced nausea and vomiting	Aug 1, 2023	Small molecule drug	Yes, Part B	No	Yes, the originator's patent expired on Apr 23, 2003.	Mainland China
Hematology										

Notes:

- (1) The NRDL comprises Part A and Part B. Patients purchasing pharmaceuticals included in Part A of the NRDL are entitled to reimbursement of the entire amount of the purchase price, while patients purchasing pharmaceuticals included in Part B of the NRDL are required to pay a deductible amount and obtain reimbursement for the remainder of the purchase price. The amount of the deductible differs from region to region in the PRC. In principle, the NRDL was subject to a dynamic adjustment entitled to once a year. For details, please refer to the paragraphs headed “Regulatory Overview — Laws and Regulations in Relation to New Drugs — National Reimbursement Drug List.” The market demand for our marketed products is highly sensitive to the coverage of the NRDL. Please refer to the paragraphs headed “Risk Factors — Risks Relating to Our Business and Industry — If the products we sell are excluded or removed from national, provincial or other government sponsored medical insurance programs, or are included in any national or provincial negative catalogs, our sales, profitability and business prospects could be adversely affected.” We plan to seek collaboration with global partners to develop Guyoudao for markets outside of China in the future. Our partners will be responsible for clinical trials overseas.
- (2) Since there is no national-level reimbursement list for medical devices, the reimbursement policies for medical devices vary across different regions. Guyoudao has been gradually included in the provincial medical device reimbursement list since 2021. As of the Latest Practicable Date, Guyoudao had been included in the medical device reimbursement list of ten provinces and municipalities, namely Shanghai, Jilin, Anhui, Guangdong, Jiangxi, Hebei, Hainan, Hubei, Gansu and Chongqing.
- (3) Jilifen was included in the provincial volume-based procurement (“VBP”) scheme in Anhui with the cycle starting from July 2023 and ending in July 2024. Jijufen was included in the provincial VBP scheme in Shanxi, Guangdong, Henan, Qinghai, and Xinjiang with the cycle starting from December 2022 to July 2023 and ending from December 2023 to July 2025. It was also included in the provincial VBP scheme in Tianjin, Guangxi, Chongqing, Yunnan, Sichuan, and Inner Mongolia with the cycle starting from March 2024 to July 2024 and ending from March 2025 to July 2025.
- (4) Jipailin was included in the provincial VBP in Shanxi, Guangdong, and Henan with the cycle starting from December 2022 to April 2023 and ending from December 2024 to April 2025.
- (5) Jiouting (5mL: 0.25mg) won in the bidding process under the fifth batch of national VBP scheme. Jiouting (1.5mL: 0.075mg) won in the bidding process under the seventh batch of national VBP scheme. Jiouting (5mL: 0.25mg) was included in the national VBP cycle starting from September to October 2021, and ending from August to September 2024. Jiouting (1.5mL: 0.075mg) was included in the VBP cycle starting from November 2022 and ending in October 2025. Jifuwei won in the bidding process under the ninth batch of national VBP scheme. Jifuwei was included in the VBP in March 2024, and the cycle is expected to end in February 2028.
- (6) Yinuojia won in the bidding process under the eighth batch of national VBP scheme with the cycle starting from July 2023 and ending in June 2026. The VBP scheme has rolled out at both national and provincial levels. For details of the differences of the national and provincial VBP schemes, see “Business — Pricing — VBP Schemes — National and Provincial VBP Schemes.”

## SUMMARY

Beyond our offerings in orthopedics, oncology and hematology, we have nearly 18 years of experience in metabolic disease drug development. We initiated our research into the agonists to GLP-1 receptor, a key therapeutic target in metabolic diseases, in 2005. Based on our peptide drug technology platform, we developed the first biosimilar candidate to liraglutide (a GLP-1 receptor agonist) to have obtained the IND approval in China. For details of our peptide drug technology platform, see “Business — Research and Development — Our Product Development Platforms.” We transferred this product candidate to Zhongmei Huadong between 2017 and 2019 to raise funds for the development of our other product pipelines at that time. The terms and conditions for such transfers were arrived at after arm’s length negotiation and are in line with the industry average for similar arrangements. In particular, the transfer fees were determined based on the appraised value of the transferred technologies and intellectual properties assessed by an independent valuer. For details, please refer to the paragraphs headed “Business — Collaboration Arrangements — Transfer Agreements of Liluping (Liraglutide) with Zhongmei Huadong” for more details. Through our collaborative efforts with Zhongmei Huadong, this candidate became the first liraglutide biosimilar approved for the treatment of T2DM as well as obesity and overweight in China in March and June 2023, respectively.

Benefiting from the R&D experience we accumulated, we further developed another GLP-1 receptor agonist, JY29-2. JY29-2 is a semaglutide biosimilar and we are developing it under the brand name of Jiyoutai (吉优泰®) for the treatment of type 2 diabetes mellitus (“T2DM”), and under the brand name of Jikeqin (吉可亲®) for the treatment of obesity and overweight. JY29-2 (Jiyoutai) is the first semaglutide biosimilar in China to have obtained the IND approval, completed a Phase III clinical trial, and submitted an NDA. In January 2024, we obtained the IND approval from the NMPA to evaluate our JY29-2 (Jikeqin) for the treatment of obesity and overweight. Semaglutide products recorded global sales of US\$20.6 billion in 2023 by generic name, making it the top three best-selling drugs worldwide in 2023. However, the market size of semaglutide for the treatment of T2DM, overweight and obesity could potentially be limited by alternative prevention and treatment methods for such indications and medication treatment is used only for a portion of the total T2DM, overweight and obesity population. See “Risk Factors — Risks Relating to the Development of Our Product Candidates — The market opportunities for our product candidates may be smaller than we anticipate, which could render some product candidates less profitable than expected even if commercialized.”

As of the Latest Practicable Date, we had built a diversified candidate pipeline which spans across our focused therapeutic areas.

The following table sets forth selected information of our major product candidates as of the Latest Practicable Date:

Product Candidates <sup>(1)</sup>											
Product Candidate	Generic Name	Product Type	Expected Classification	Dosage Form	Target/MoA	Intended Indications	Pre-clinical	IND	Phase I	Phase II	Phase III
Metabolic Diseases Drugs											
JY29-2 吉依泰® Jiyoutai				Subcutaneous injection		T2DM					
JY29-2 吉依泰® Jikeqin®	Semaglutide <sup>(2)</sup>	Peptide	Biosimilar <sup>(4)</sup>		Glucagon-like peptide-1 (GLP-1) receptor agonist	Obesity and overweight					
JY29-2 (Oral)				Tablets		Obesity and overweight					
JY54	Amylin analog	Peptide	Category I innovative drug	Subcutaneous injection	Amylin analogues	Obesity and overweight					
JY05	Dulaglutide	Fusion protein	Biosimilar <sup>(4)</sup>	Subcutaneous injection	GLP-1 receptor agonist	T2DM					
Orthopedics											
JY23 <sup>(3)</sup>	Bone repair material with rhBMP-2	Drug-device combination	Drug-device combination	Bone graft	A combination of osteoinductive growth factor and carrier	Bone repair					
JY41	Romosozumab	Monoclonal antibody	Biosimilar <sup>(4)</sup>	Subcutaneous injection	Sclerostin inhibitor	Osteoporosis					
Oncology											
JY46 普乐舒® Jiufen	Polyethylene glycol (PEG)-grafted colony-stimulating factor (PEG-G-CSF)	Recombinant protein	Category III biologics	Subcutaneous injection	PEG-G-CSF	Neutropenia					
JY46 <sup>(5)</sup>	Avatrombopag	Small molecule drug	Generic small molecule drug	Tablets	Thrombopoietin receptor agonist	Thrombocytopenia induced by chronic liver diseases					
JY47	SIRPα monoclonal antibody	Monoclonal antibody	Category I innovative drug	Intravenous injection	CD47-SIRPα blockade	Solid tumors					
JY43	Daratumumab	Monoclonal antibody	Biosimilar <sup>(4)</sup>	Intravenous injection	CD38 inhibitor	Multiple myeloma					
JY43-2	Daratumumab (with recombinant human hyaluronidase)	Monoclonal antibody	Biosimilar <sup>(4)</sup>	Subcutaneous injection	CD38 inhibitor with recombinant human hyaluronidase	Multiple myeloma					

Notes:

- As of the Latest Practicable Date, we expected to conduct all the clinical trials of our product candidates in China and hold the exclusive rights to develop and commercialize such drug candidates worldwide.
- After communicating with the CDE, it has agreed that we can directly enter the Phase III clinical trial on JY29-2 (Jikeqin) as we have completed the Phase I clinical trial of JY29-2 (Jiyoutai).
- We plan to collaborate with global pharmaceutical companies in the future to develop JY29-2 for markets outside of China where our partners will be responsible for clinical trials overseas.
- According to the “Technical Guidelines for the Development and Evaluation of Biosimilars (Trial)” (《生物類似藥研發評價技術指導原則(試行)》) issued by the CDE in 2015, biosimilars are only required to undergo Phase I and Phase III clinical trials.
- We have completed the bioequivalence studies on JY49 as of the Latest Practicable Date, and no additional clinical trials are required for this drug candidate as a generic small molecule drug. We filed the NDA with the NMPA on Mar 15, 2024.
- As of the Latest Practicable Date, we expected to commercialize our product candidates in mainland China. We may consider expanding to overseas market in the future.
- After communicating with the Center for Medical Device Evaluation, it has agreed that we can directly enter clinical trial on JY23 without application.

## SUMMARY

In addition, we produce, sell and export various APIs leveraging our over 30 years of experience in drug manufacturing and well-established manufacturing facilities. During the Track Record Period, our products, primarily including APIs we produced, were sold to over 20 countries in Asia, Europe, Africa and South America. We are also developing a recombinant human hyaluronidase to be used as a biopharmaceutical excipient, which enables the administration of drugs through subcutaneous injections.

Our diversified portfolio of marketed products and APIs has enabled us to achieve steady financial results during the Track Record Period. Our revenue was RMB1,307.3 million, RMB1,125.4 million, RMB1,287.4 million and RMB702.4 million in 2021, 2022, 2023 and the six months ended June 30, 2024, respectively. Our net profit was RMB119.4 million, RMB59.9 million, RMB119.8 million and RMB105.3 million in 2021, 2022, 2023 and the six months ended June 30, 2024, respectively. For 2021, 2022, 2023 and the six months ended June 30, 2024, our gross profit margin was 72.7%, 75.9%, 77.0% and 77.0%, respectively, and our net profit margin was 9.1%, 5.3%, 9.3% and 15.0%, respectively.

Please refer to the paragraphs headed “Business — Our Products” for more details.

### Research and Development

With over 30 years of R&D experience, we have accumulated experience and built R&D capabilities evidenced by our established product development platforms, successfully commercialized products, R&D teams, research project participation record and IP protection capabilities. We have established six product development platforms which formed the bedrock of our R&D capabilities, including recombinant protein drug technology platform, peptide drug technology platform, drug-device combination technology platform, antibody drug technology platform, long-acting technology platform, and subcutaneous injection technology platform. See “Business — Research and Development — Our Product Development Platforms.” They enable us to quickly identify therapeutic targets with market potential and develop our pipeline products towards commercialization. Notably, three of our marketed products are the first domestically developed drug-device combination, generic biologics or chemical drug in their respective product class to receive approval for sales in China. Our R&D team had approximately 111 members as of June 30, 2024, over 61% of whom have obtained a Ph.D. degree or a master’s degree, collectively covering a broad range of academic disciplines. Key members of our R&D team had an average of over 20 years of experience in the pharmaceutical industry as of June 30, 2024. In addition, we have established a patent portfolio to protect our diversified products and product candidates. As of the Latest Practicable Date, we held 13 registered patents and nine pending patent applications in China, and one pending PCT applications.

### Manufacturing Capabilities

We have built drug manufacturing and quality control capabilities over the past three decades. As of the Latest Practicable Date, we had two manufacturing sites located in Hangzhou, Zhejiang Province with a total area size of approximately 28,000 square meters, which are designed and constructed in compliance with applicable GMP requirements in China. We have in-house manufacturing capabilities for therapeutic protein drugs, peptide drugs, small molecule drugs, drug-device combinations and APIs, meeting the demand of commercial sales of our products and the clinical development of our product candidates. The utilization rates of our production lines of small molecule injectable solution, large molecule injectable solution and drug-device combination in our manufacturing sites in 2023 were 42%, 81% and 50%, respectively. We had 391 manufacturing team members and 138 quality control team members as of June 30, 2024, led by key personnel with an average of over 15 years of experience in the pharmaceutical industry.

## SUMMARY

### Sales and Marketing

Empowered by our in-house sales and marketing team and third-party distributors, we have established a nationwide sales and distribution network. As of June 30, 2024, our sales and distribution network covered over 1,300 Class III hospitals and more than 3,500 other hospitals and medical institutions, located in over 95% of the prefecture-level districts and counties in China. Our professional in-house sales and marketing team had over 700 employees as of June 30, 2024. The management personnel, which accounted for over 30% of the sales and marketing team, had spent an average of more than nine years working with us as of June 30, 2024. We mostly rely on our in-house sales and marketing personnel to carry out our product promotion initiatives both domestically and overseas. Our vertically integrated and centralized marketing approach improves the efficiency of our resource allocation and allows for quick response to evolving market demands.

### OUR BUSINESS MODEL

Our business model is underpinned by our commercial capabilities and market insights. Having recognized the market potential of Guyoudao, we acquired it in 2010 and successfully launched it to the market. Because of our professional sales and marketing team and our established sales and distribution network, Guyoudao experienced rapid increase in sales volume and became our major revenue driver during the Track Record Period. Building on our commercialization capabilities, we have also successfully launched a variety of self-developed biologics and generic small molecule drugs covering several of the fast-growing therapeutic areas, many of which had a leading market share in their respective therapeutic areas in China during the Track Record Period.

We further developed our business model by building our R&D capabilities. We have benefited from our R&D efforts in enriching our product portfolio by identifying and developing product candidates with market potential, thereby establishing a product pipeline of early- to late-stage product candidates. Our product candidates cover multiple high potential therapeutic areas, such as JY29-2 (Jiyoutai), the first semaglutide biosimilar in China to have obtained an IND approval and filed an NDA. The diversified product pipeline creates near-term commercial visibility, helping us withstand market and regulatory changes and maintain a strong financial growth trajectory.

Our track record of successful commercialization has enabled us to continue to make significant investments into our R&D efforts. Our R&D capabilities have in turn enabled us to quickly respond to changing market demand and regulatory developments. To support the clinical development of product candidates and the commercial production of marketed products, we have also built strong in-house manufacturing capabilities. During the Track Record Period, we also entered into collaboration agreements with Zhongmei Huadong to provide R&D and manufacturing services, which further diversifies our revenue streams. In 2021, 2022, 2023 and the six months ended June 30, 2024, our gross profit was RMB950.4 million, RMB854.3 million, RMB990.7 million and RMB540.6 million, representing a gross profit margin of 72.7%, 75.9%, 77.0% and 77.0%, respectively. According to CIC, our gross profit margin during the Track Record Period, falls within the industry's median range.

Most of our marketed products and product candidates are biosimilars or generic small molecule drugs. Considering the relatively lower risk in biosimilar and generic drug development as compared to innovative drugs and the visible market potential, as well as taking into account our track record of developing biosimilars and generic small molecule drugs in China, we will continue to leverage our commercialization and R&D capabilities to develop, among others, new biosimilars in anticipation of upcoming major patent expiries for blockbuster drugs. Therefore, we expect to rely financially on this product segment going forward. Nevertheless, the successful development and commercialization of biosimilars may be affected by multiple factors, including but not limited to the timing of product launch, the successful negotiation of new collaboration contracts, the potential patent extension of the originator products, the rapid development in the relevant therapeutic areas and the evolvement of the competitive landscapes. In addition to



## SUMMARY

biosimilars, we are also developing innovative drugs, such as JY54 and JY47, and drug-device combination products, such as JY23, to further expand our product portfolio and increase our profitability in the long term.

In developing our business model, we plan to take the following specific measures to grow our product sales and to reverse the risks on and impact from regulatory and market forces:

### *Continue to generate steady revenue streams from Guyoudao*

We expect that the sales volume of and the revenue generated from Guyoudao will continue to grow after the Track Record Period. According to CIC, the market size of rhBMP-2 bone repair materials increased from RMB102.8 million in 2018 to RMB829.1 million in 2023, with a CAGR of 51.8% and is expected to further increase to RMB4,904.6 million in 2032, with a CAGR of 21.8% from 2023 to 2032. Despite the growing demand, there is a limited number of rhBMP-2 bone repair products available in China. The gap between the supply and demand arises primarily because the technical barriers in developing such products were relatively high, as it requires strong R&D and manufacturing capabilities in both pharmaceuticals and medical devices to develop BMP-2 products. As a result, there were only four commercialized rhBMP-2 products in the Chinese market as of the Latest Practicable Date, with Guyoudao being the earliest and the one with the largest market share, which is 85.5% in 2023. According to CIC, the market of rhBMP-2 products in China is still in a rapid development stage and there are relatively few industry players in this market. Therefore, the Chinese rhBMP-2 product market is still far from reaching market maturity or declining. As a result, we expect the sales volume of Guyoudao to continue to increase after the Track Record Period. For details of the four marketed rhBMP-2 products in the Chinese market as of the Latest Practicable Date, please refer to paragraphs headed “— Bone Repair Material Market” in the “Industry Overview” section. However, we anticipate that we will face increased competition in the future as new products enter into the bone repair material market. For example, we are aware of the existence of alternative treatment methods and several other bioactive agents in the rhBMP family that can induce bone formation, such as rhBMP-4 and rhBMP-7, and we may therefore face increased challenges in effectively competing with companies introducing such new products in China.

In addition, BMP bone repair materials are not covered in the 4th National VBP List for High-Value Consumables (“**4th National VBP List**”). Though BMP bone repair materials may be subject to certain price restrictions to be imposed by relevant regulatory authorities, such price restrictions, when compared to the pricing policies applicable to the medical devices included in the 4th National VBP List, are expected to exert less downward pressure on the price of the products, according to CIC. We expect to continue to generate steady revenue streams from Guyoudao after the Track Record Period along with its growth in sales volume, despite the potential decrease in prices. For details of the price restrictions and their potential impact on Guyoudao’s sales price and sales volume, please refer to the paragraphs headed “— Our Business Model” in the “Business” section.

To increase the commercial potential of Guyoudao and mitigate the negative impact of price restrictions on our financial performance, we have taken measures including (i) strengthening the sales and marketing efforts of Guyoudao and further increasing its sales volume, (ii) continuing to develop next-generation of rhBMP-2 products to sustain and strengthen our competitive edge, and (iii) actively tracking relevant policy development.

### *Develop new growth driver through commercializing JY29-2*

We plan to create a new growth driver through commercializing JY29-2, our semaglutide biosimilar. According to CIC, the market size of semaglutide in China is projected to rise from RMB4.9 billion in 2023 to RMB43.9 billion by 2032, at a CAGR of 27.5%. In addition, there is a global shortage of semaglutide, including its APIs, which brings substantial opportunities in the global market. JY29-2 (Jiyoutai) is the first semaglutide biosimilar in China to have obtained the IND approval, completed a Phase III



## SUMMARY

clinical trial, and submitted an NDA. We expect to maximize our potential first-mover advantage and achieve strong sales record considering the significant but currently unmet market demand for semaglutide products both domestically and worldwide.

To maximize the commercial potential of JY29-2 and mitigate the negative impact of price restrictions on our financial performance, we have taken measures including to (i) expand our sales and marketing team for the upcoming commercialization of JY29-2, and (ii) upgrade and expand our manufacturing capacities for the upcoming launch of JY29-2.

### *Drive long-term growth by expanding our product pipeline*

We have built a diversified portfolio of product candidates containing early- to late-stage innovative and follow-on product candidates, which spanned our focused therapeutic areas. Notably, we had submitted the NDA for JY06 (Jixinfen), our G-CSF product modified by PEG, JY49, an avatrombopag product, and JY29-2 (Jiyoutai), a semaglutide biosimilar with the NMPA in May 2023, March 2024 and April 2024, respectively. We expect to launch them to the market after receiving approvals. In addition to our near-commercial drug candidates, we also had JY29-2 (Jikeqin) undergoing late-stage clinical development as of the Latest Practicable Date. We believe our near-commercial drug candidates and candidates in the late-stage clinical development will provide us with ample near-term commercial visibility.

In addition to our biosimilar drug candidates, we are also developing two drug candidates JY54 and JY47, both of which are expected to be Category 1 innovative drugs. JY54 was in pre-clinical stage as of the Latest Practicable Date and we expect to initiate a Phase I clinical trial of JY47 in 2025. As innovative drugs have higher technical barriers and enjoy first-mover advantages, we believe our diversified portfolio of product candidates will enable us to explore long-term growth opportunities as well.

To develop and maintain a diversified portfolio of product candidates, we have taken measures including to (i) increase our R&D expenses and improve our R&D capabilities, and (ii) research on and develop first-to-market biosimilars and innovative drugs.

### *Optimize our operational efficiency and achieve cost-savings*

We created the robust product pipeline described above in a highly cost-efficient manner. Unlike many of our competitors, we conduct substantially all of the processes for both R&D and manufacturing in-house. With end-to-end control of each process, we have adopted various measures in our daily operation to improve our efficiency, including (1) improving our manufacturing capacities to scale up production, (2) identifying substitute materials to lower our cost of materials, (3) optimizing our production plan to increase the utilization rate of our production facilities; (4) improving the level of automation of our production process to lower our labor cost, and (5) adopting energy-saving facilities to lower our utilization cost. We believe that we will be able to leverage these advantages to achieve lower production costs compared to competitors who rely on third party manufacturers for their production needs.

Please refer to the paragraphs headed “Business — Our Business Model” for more details.

## OUR COMPETITIVE STRENGTHS

We believe we have the following competitive strengths:

- Over 30 years of R&D and commercialization experience in orthopedics, oncology and hematology, with Guyoudao as the first rhBMP-2 bone repair material commercialized in China
- An established pipeline in the field of metabolic diseases, with the first semaglutide biosimilar in China to have obtained an IND approval and filed an NDA

## SUMMARY

- In-house R&D capabilities evidenced by multiple product development platforms and IP protection capabilities
- A professional in-house sales and marketing team and a nationwide sales and distribution network
- GMP-standard commercial-scale manufacturing sites and quality control systems
- A seasoned management team with deep industry insights

## OUR STRATEGIES

We plan to execute the following strategies:

- Advance the development of our product candidates, enrich our product pipeline and further grow our drug development platforms
- Continue to expand our market and strengthen our commercialization capabilities
- Enhance our manufacturing and quality control capabilities
- Pursue collaboration opportunities to expand our business
- Recruit, develop and retain our talent

## PRICING

We are dedicated to closely monitoring new policies affecting the pricing of pharmaceuticals and medical devices in China and formulating strategies to stay competitive and profitable. Our pricing strategy and regulation are primarily dictated by three key mechanisms: the centralized tender process, the volume-based procurement (“VBP”) scheme, and the NRDL. In particular, all of our drug products are included in the NRDL as of the Latest Practicable Date. During the Track Record Period, Jiouting, Yinuojia and Jifuwei won in the bidding process under the national VBP scheme, and as of the Latest Practicable Date, no compound of our other marketed products or near commercialized product candidates was included in the national VBP scheme. Further, during the Track Record Period, our products Jilifen, Jijufen and Jipailin were included in the provincial VBP schemes.

The VBP scheme aims to achieve a lower price of pharmaceuticals and medical devices center on medical products with mature, high-volume clinical usage and sufficient market competition through a competitive bidding process for large-volume procurement. During the Track Record Period, the participation of our products in the VBP schemes affected the selling price and sales volume of our products. For example, winning bidders under the national VBP scheme often face substantial price cuts, and for manufacturers of pharmaceuticals with a large market share, the sales volume may decrease as they share the market with other winning bidders. With respect to our product Jiouting, the average selling price of Jiouting decreased from RMB25.9 thousand per unit in 2021 to RMB11.9 thousand per unit in 2022, and further to RMB3.4 thousand per unit in 2023; the sales volume of Jiouting decreased from 9.5 thousand units in 2021 to 5.7 thousand units in 2022, and further to 4.8 thousand units in 2023. With respect to our product Yinuojia, the procurement cycle for Yinuojia started from July 2023 and will last until June 2026. As the selling price decreased in the second half of 2023, the sales revenue of Yinuojia decreased by 18.4% from RMB235.4 million in 2022 to RMB192.0 million in 2023. We expect that both the sales volume and average selling price of Yinuojia in 2024 will experience a substantial decrease. In contrast, the sales volume of Jifuwei, which was

## SUMMARY

minimal during the Track Record, is expected to experience a substantial increase during its VBP cycle. Please refer to the paragraphs headed “Business — Pricing” for more details.

### OUR CUSTOMERS AND SUPPLIERS

#### Our Customers

Our customers primarily consist of our distributors and hospitals which directly purchase pharmaceutical and drug-device combination products from us. Our five largest customers for each year/period during the Track Record Period primarily included our distributors. The aggregate sales to our five largest customers, calculated on the group level with entities controlled by the same group combined together, for 2021, 2022, 2023 and the six months ended June 30, 2024 were RMB725.9 million, RMB539.4 million, RMB571.6 million and RMB328.6 million, respectively, representing 55.5%, 47.9%, 44.4% and 46.8% of our revenue for the respective period. Sales to our largest customer for 2021, 2022, 2023 and the six months ended June 30, 2024 were RMB330.9 million, RMB263.1 million, RMB281.5 million and RMB151.8 million, respectively, representing 25.3%, 23.4%, 21.9% and 21.6% of our revenue for the respective period. Sales to Huadong Medicine and its subsidiaries for 2021, 2022, 2023 and the six months ended June 30, 2024 were RMB97.0 million, RMB91.2 million, RMB131.2 million and RMB81.2 million, respectively, representing 7.4%, 8.1%, 10.2% and 11.6% of our revenue for the respective period. We generally grant credit terms of 30 to 90 days, with longer terms granted to our customers of drug-device combination product. Our customers generally settle with us by wire transfer and bank acceptance bill. Save for Huadong Medicine (on the group level), all of our five largest customers for each year/period during the Track Record Period are Independent Third Parties. Save for Huadong Medicine (on the group level), none of our Directors, their respective associates or any Shareholder who, to the knowledge of our Directors, owned more than 5% of our issued share capital as of the Latest Practicable Date, has any interest in any of our five largest customers for each year/period during the Track Record Period.

#### Our Suppliers

Our suppliers primarily include suppliers of the raw materials and equipment to support the manufacturing of our pharmaceutical and drug-device combination products. Purchases from our five largest suppliers, calculated on the group level with entities controlled by the same group combined together, for 2021, 2022, 2023 and the six months ended June 30, 2024 were RMB217.1 million, RMB139.1 million, RMB139.2 million and RMB60.2 million, respectively, representing 54.5%, 56.4%, 60.6% and 59.7% of our total purchase cost for the respective period. Purchases from our largest supplier for 2021, 2022, 2023 and the six months ended June 30, 2024 were RMB161.5 million, RMB95.0 million, RMB55.0 million and RMB27.0 million, respectively, representing 40.6%, 38.5%, 24.0% and 26.8% of our purchase cost for the respective period. Purchases from Huadong Medicine and its subsidiaries for 2021, 2022, 2023 and the six months ended June 30, 2024 were RMB11.7 million, RMB6.7 million, RMB7.5 million and RMB3.3 million, respectively, representing 2.9%, 2.7%, 3.3% and 3.3% of our purchase cost for the respective period. Save for Huadong Medicine, all of our five largest suppliers for each year/period during the Track Record Period are Independent Third Parties. We do not have substantial reliance on any single supplier. We believe that we have long and stable relationships with our existing major suppliers. According to CIC, it is common for pharmaceutical companies in China to have high supplier concentrations. For more details, please refer to the paragraphs headed “Risk Factors — Risks Relating to our Business and Industry — We had a limited number of suppliers during the Track Record Period and the loss of one or more of our key suppliers could disrupt our operations.” Save for Huadong Medicine, none of our Directors, their respective associates or any Shareholder who, to the knowledge of our Directors, owned more than 5% of our issued share capital as of the Latest Practicable Date, has any interest in any of our five largest suppliers for each year/period during the Track Record Period.

## SUMMARY

### Overlapping of Customers and Suppliers

During the Track Record Period, some of our customers procuring our products and/or R&D services were also our suppliers who provide us with the raw materials to support the manufacturing of our products. According to CIC, it is common in the pharmaceutical industry that a supplier of a market player may also be its customer or vice versa, due to their relatively broad range of business activities ranging from R&D, production, wholesale and retail of products, and the level of our Group's overlapping of customers and suppliers is not anomalous compared with the industry norm. Our Directors confirmed that all of our sales to and purchases from these overlapping customers and suppliers were entered into after due consideration taking into account the prevailing purchase and selling prices at the relevant times, conducted in the ordinary course of business under normal commercial terms and on arm's length basis. For details, please see "Business — Overlapping of Customers and Suppliers."

### SALES, MARKETING AND DISTRIBUTION

We promote our products primarily through our in-house sales and marketing team, through various marketing activities. We also engage third-party promoters to promote our products in a small number of medical institutions located in lower-tier cities or regions or that are otherwise not covered by our in-house sales and marketing team.

We sell our drug products primarily to distributors, which distribute such products to hospitals, other medical institutions and pharmacies in national and overseas markets. For our drug-device combination product, we sell it directly or through our distributors to hospitals in China. In addition, to a lesser extent, we sell APIs directly to pharmaceutical companies in overseas markets.

During the Track Record Period, sales to our five largest distributors, calculated on the group level, for 2021, 2022, 2023, and six months ended June 30, 2023 and 2024 generated RMB595.5 million, RMB499.7 million, RMB499.4 million, RMB279.7 million and RMB267.0 million, which approximately accounted for 45.6%, 44.4%, 38.8%, 42.2% and 38.0% of our total revenue, respectively. Sales to our five largest distributors decreased by 16.1% from RMB595.5 million in 2021 to RMB499.7 million in 2022, primarily due to a decrease of revenue from sales of Jiouting, resulting from a reduction in Jiouting's sales volume and sales price after its inclusion in the national VBP scheme. Sales to our five largest distributors remained relatively stable at RMB499.7 million in 2022 and RMB499.4 million in 2023, respectively. Sales to our five largest distributors decreased from RMB279.7 million in the six months ended June 30, 2023 to RMB267.0 million in the six months ended June 30, 2024, in line with our revenue growth.

The following table sets forth a breakdown of our revenue from sales of products by distribution channels during the Track Record Period.

	2021		Year Ended December 31, 2022		2023		Six Months Ended June 30, 2023		Six Months Ended June 30, 2024	
	RMB'000	% of revenue	RMB'000	% of revenue	RMB'000	% of revenue	RMB'000 (unaudited)	% of revenue	RMB'000	% of revenue
<b>Distributors</b>	952,082	72.8%	830,941	73.8%	848,341	65.9%	459,261	69.2%	417,712	59.5%
Domestic distribution	935,023	71.5%	829,583	73.7%	846,095	65.7%	458,186	69.0%	416,553	59.3%
Overseas distribution	17,059	1.3%	1,358	0.1%	2,246	0.2%	1,075	0.2%	1,159	0.2%
<b>Direct sales</b>	316,345	24.2%	274,164	24.4%	370,136	28.8%	179,776	27.1%	227,451	32.4%
Domestic direct sales	189,354	14.5%	223,129	19.8%	328,968	25.6%	167,592	25.3%	197,522	28.1%
Overseas direct sales	126,991	9.7%	51,035	4.5%	41,168	3.2%	12,184	1.8%	29,929	4.3%
<b>Total<sup>(1)</sup></b>	<b>1,268,427</b>	<b>97.0%</b>	<b>1,105,105</b>	<b>98.2%</b>	<b>1,218,477</b>	<b>94.6%</b>	<b>639,037</b>	<b>96.3%</b>	<b>645,163</b>	<b>91.9%</b>

## SUMMARY

*Note:*

- (1) Total revenue from sales of products by distributors and direct sales accounted for less than 100% of our total revenue during the Track Record Period, as we also generated revenue from pharmaceutical services which accounted for 3.0%, 1.8%, 5.4%, 3.7% and 8.1% of our total revenue in 2021, 2022, 2023 and the six months ended June 30, 2023 and 2024, respectively. Please refer to the paragraphs headed “Financial Information — Description of Major Components of Our Results of Operations — Revenue — Revenue by Nature” for more details.

The following table sets forth the movement of the number of our distributors in our domestic distribution network for the periods indicated below.

	Year ended December 31,			Six months ended June 30, 2024
	2021	2022	2023	
Number of distributors at the beginning of the period <sup>(1)</sup>	681	709	743	794
Addition of new distributors <sup>(2)</sup>	210	201	241	115
Termination of existing distributors <sup>(3)</sup>	182	167	190	299
Net increase/(decrease) in distributors	28	34	51	(184)
Number of distributors at the end of the period	<u>709</u>	<u>743</u>	<u>794</u>	<u>610</u>

*Notes:*

- (1) The numbers of distributors in this table are calculated on entity level, without combining distributors belonging to the same group.
- (2) New distributors refer to distributors who (i) had at least one transaction with us in the relevant period; and (ii) did not have any transaction with us in the immediately preceding financial year.
- (3) Terminated distributors refer to distributors who (i) did not have any transaction with us in the relevant period; and (ii) had at least one transaction with us in the immediately preceding financial year.

Please refer to the paragraphs headed “Business — Sales, Marketing and Distribution — Distribution” for more details about our distributorship model.

## COMPETITION

The pharmaceutical market in China is highly competitive and is characterized by a number of established pharmaceutical companies, as well as some emerging biotechnology companies. We face competition from other pharmaceutical companies and emerging biotechnology companies engaged in the research, development, production, marketing or sales of pharmaceutical products and medical devices. Our key competitors are large national and regional manufacturers of pharmaceutical products and medical devices, including large State-owned pharmaceutical companies. We also compete with multinational pharmaceutical companies.



## SUMMARY

Our products primarily compete with products that are indicated for similar conditions as our products on the basis of efficacy, safety, price, brand, general market acceptance, and recognition. The identities of our key competitors vary by product and, in certain cases, our competitors may have greater financial and research and development resources than us, may elect to focus these resources on developing, importing or in-licensing and marketing products in China that are substitutes for our products and may have broader sales and marketing infrastructure with which to do so. Please refer to the section headed “Industry Overview” in this prospectus for more details about the major competitors of our products.

### **BUSINESS ACTIVITIES WITH REGIONS SUBJECT TO INTERNATIONAL SANCTIONS**

During the Track Record Period, we sold products, including APIs we produced, to certain customers in the Relevant Regions, contributing an aggregate of RMB123.2 million, RMB47.5 million, RMB38.2 million and RMB26.4 million for the years ended December 31, 2021, 2022, 2023 and the six months ended June 30, 2024, respectively, accounting for 9.4%, 4.2%, 3.0% and 3.8% of our total revenue during the respective period. These transactions were carried out by our Group entities incorporated in China without any nexuses to the United States, the European Union, the United Kingdom or Australia, including any persons domiciled or entities incorporated from these regions, other than payments received denominated in USD and EUR.

Based on our current understanding and as advised by our International Sanctions Legal Adviser, our Directors believe that we are not subject to sanctions risk that could have a material adverse effect on our transactions involving the Relevant Regions during the Track Record Period, and our Directors do not foresee any material adverse effect to our business or operations for continuing our business in relation to the Relevant Regions. Based on the above, we intend to continue our current business involving the Relevant Regions during the ordinary course of our business if and when suitable business opportunities arise, subject to our strict adherence to our internal control and risk management measures. For more details, please refer to the paragraphs headed “Business — Business Activities with Regions Subject to International Sanctions.”

### **RISK FACTORS**

Our business and the Global Offering involve certain risks including those set out in the section headed “Risk Factors” in this prospectus. As different investors may have different interpretations and criteria when determining the significance of a risk, you should read the “Risk Factors” section in its entirety before you decide to invest in our Offer Shares. Some of the major risks that we face include:

- Pricing regulations or other policies such as volume-based procurement that are intended to reduce healthcare costs could subject us to pricing and volume pressures and adversely affect our operations, revenue and profitability. Under the terms of our distribution agreements, we and the relevant distributors may adjust the supply price of our products in the event of a price change as a result of regulatory or policy changes or centralized tender processes. However, in the event that any retail price changes after our products are delivered to our distributors but before they are sold to medical institutions, we may bear the upside potential as well as downside risk from any such retail price change for the relevant products.
- We operate in a highly competitive environment, and we may not be able to compete effectively against current and future competitors selling competing drugs, which could subject us to the pressure of price reduction and adversely affect our operations, revenue and profitability.



## SUMMARY

- We rely on the sales of certain major products in China, which account for a substantial portion of our total revenue. If we are unable to maintain the sales volume, pricing levels and profit margins of such products due to factors such as competition or change in market environment, our operations, revenue and profitability could be adversely affected. Factors that could adversely affect the sales volumes, pricing levels and profitability of the products we sell include but not limited to the impact of government pricing regulations. Our revenue from oncology and hematology therapeutic areas declined during the Track Record Period primarily because most of our marketed products in these therapeutics areas are biosimilars or generic small molecule drugs subject to the impact of the VBP schemes, which has exerted downward pressure on the prices and sales volume of relevant products during the Track Record Period.
- If the products we sell are excluded or removed from national, provincial or other government sponsored medical insurance programs, or are included in any national or provincial negative catalogs, our sales, profitability and business prospects could be adversely affected.
- Our products and future approved product candidates may fail to achieve or maintain the degree of market acceptance by physicians, medical institutions, pharmacies, patients, third-party payers and others in the medical community necessary for commercial success, and the actual market size of our product candidates might be smaller than expected.
- If the clinical trials of our product candidates fail to demonstrate safety and efficacy profiles to the satisfaction of regulatory agencies, or fail to produce positive results, we may incur additional costs in completing the development and commercialization of the product candidate, or delay the completion schedule, or ultimately fail to complete the development and commercialization of the product candidates.
- If we are unable to succeed in tender processes to sell our products to public hospitals and other medical institutions, we may lose market share and our operations, revenue and profitability could be adversely affected.
- If we fail to maintain and optimize an effective distribution network for our products or encounter problems with our distributors, our operations, revenue and profitability could be adversely affected.

### RELATIONSHIP WITH OUR SINGLE LARGEST GROUP OF SHAREHOLDERS

As of the Latest Practicable Date, Huadong Medicine, through its wholly-owned subsidiary Zhongmei Huadong, held approximately 21.06% of our total issued share capital and was our single largest Shareholder. Immediately following the completion of the Global Offering, Huadong Medicine, through Zhongmei Huadong, will be interested in approximately 17.16% of our total issued share capital, assuming the Over-allotment Option is not exercised. Therefore, upon completion of the Global Offering, our Group will not have any controlling shareholder as defined under the Listing Rules, while Huadong Medicine and Zhongmei Huadong will remain as our Single Largest Group of Shareholders. Please refer to the section headed “Relationship with Our Single Largest Group of Shareholders” in this prospectus for more details.

Our Group has entered into and will continue to engage in certain transactions with Huadong Medicine and Zhongmei Huadong, which will constitute continuing connected transactions upon the Listing. Please refer to the section headed “Connected Transactions” in this prospectus for more details.

## SUMMARY

### OUR PRE-IPO INVESTORS

Our Company has completed six rounds of investments from the Pre-IPO Investors through equity subscriptions and transfers. We utilized the proceeds from the Pre-IPO Investments (i.e. US\$600,000) as follows: 98.4% for plant construction, 1.4% for laboratory rental, and 0.2% for other operating expenses. Please refer to the paragraphs headed “History, Development and Corporate Structure — Pre-IPO Investments” for details of the identity and background of our Pre-IPO Investors.

### SUMMARY OF HISTORICAL FINANCIAL INFORMATION

The following tables set forth summary financial data from our consolidated financial information for the Track Record Period, extracted from the Accountants’ Report set out in Appendix I to this prospectus.

#### Summary of Consolidated Statements of Profit or Loss

The following table sets forth a summary of our consolidated statements of profit or loss, with line items in absolute amounts and as percentages of our revenue for the periods indicated.

	2021		Year ended December 31, 2022		2023		Six months ended June 30, 2023		2024	
	Amount	% of revenue	Amount	% of revenue	Amount	% of revenue	Amount	% of revenue	Amount	% of revenue
	<i>(RMB in thousands, except for percentages)</i>									
	<i>(unaudited)</i>									
Revenue	1,307,251	100.0%	1,125,405	100.0%	1,287,408	100.0%	663,419	100.0%	702,360	100.0%
Cost of sales	(356,844)	(27.3%)	(271,143)	(24.1%)	(296,739)	(23.0%)	(133,858)	(20.2%)	(161,800)	(23.0%)
<b>Gross profit</b>	<b>950,407</b>	<b>72.7%</b>	<b>854,262</b>	<b>75.9%</b>	<b>990,669</b>	<b>77.0%</b>	<b>529,561</b>	<b>79.8%</b>	<b>540,560</b>	<b>77.0%</b>
Other income and gains	7,093	0.5%	14,549	1.3%	6,899	0.5%	1,809	0.3%	9,163	1.3%
Selling and distribution expenses	(649,553)	(49.7%)	(609,074)	(54.1%)	(663,745)	(51.6%)	(337,565)	(50.9%)	(341,549)	(48.6%)
Administrative expenses	(36,524)	(2.8%)	(39,946)	(3.5%)	(59,879)	(4.7%)	(15,720)	(2.4%)	(33,759)	(4.8%)
Research and development costs	(132,631)	(10.1%)	(158,312)	(14.1%)	(127,757)	(9.9%)	(65,253)	(9.8%)	(37,288)	(5.3%)
Other expenses	(1,537)	(0.1%)	(1,018)	(0.1%)	(1,869)	(0.1%)	(673)	(0.1%)	(3,505)	(0.5%)
Finance costs	(9,720)	(0.7%)	(9,042)	(0.8%)	(9,386)	(0.7%)	(4,774)	(0.7%)	(3,789)	(0.5%)
<b>Profit before tax</b>	<b>127,535</b>	<b>9.8%</b>	<b>51,419</b>	<b>4.6%</b>	<b>134,932</b>	<b>10.5%</b>	<b>107,385</b>	<b>16.2%</b>	<b>129,833</b>	<b>18.5%</b>
Income tax (expense)/credit	(8,122)	(0.6%)	8,448	0.8%	(15,157)	(1.2%)	(11,024)	(1.7%)	(24,485)	(3.5%)
<b>Profit for the year/period</b>	<b>119,413</b>	<b>9.1%</b>	<b>59,867</b>	<b>5.3%</b>	<b>119,775</b>	<b>9.3%</b>	<b>96,361</b>	<b>14.5%</b>	<b>105,348</b>	<b>15.0%</b>

Our profit for the year decreased from RMB119.4 million in 2021 to RMB59.9 million in 2022. This was mainly due to a 13.9% decrease in revenue, primarily as a result of a decrease in the sales revenue of Jiouting and API of enoxaparin. Our profit for the year increased from RMB59.9 million in 2022 to RMB119.8 million in 2023. This increase was mainly driven by a 14.4% increase in revenue, primarily as a result of an increase in the sales revenue of Guyoudao. Our profit increased from RMB96.4 million in the six months ended June 30, 2023 to RMB105.3 million in the six months ended June 30, 2024, in line with our revenue growth, primarily due to an increase in the sales revenue of Guyoudao.

## SUMMARY

### Non-HKFRS Measure

To supplement our consolidated financial statements which are presented under HKFRS, we also use adjusted net profit (a non-HKFRS measure) as an additional financial measure, which is not required by, or presented in accordance with HKFRS.

We define adjusted net profit (a non-HKFRS measure) as profit for the year/period adjusted by adding back (i) share award expenses, and (ii) listing expenses. Share award expenses arise from granting share-based payment to selected employees including directors, the amount of which is non-cash in nature. Listing expenses primarily consist of professional fees associated with the Listing and the Global Offering.

The following table reconciles our adjusted net profit (a non-HKFRS measure) for the year presented in accordance with HKFRS.

	For the Year Ended December 31,			For the Six Months Ended June 30,	
	2021	2022	2023	2023	2024
	<i>(RMB in thousands)</i>				
	<i>(unaudited)</i>				
<b>Profit for the year/period</b>	<b>119,413</b>	<b>59,867</b>	<b>119,775</b>	<b>96,361</b>	<b>105,348</b>
Adjusted for:					
Share award expenses	147	180	11,933	90	3,036
Listing expenses	–	–	9,926	–	6,471
<b>Non-HKFRS measure: Adjusted net profit</b>	<b>119,560</b>	<b>60,047</b>	<b>141,634</b>	<b>96,451</b>	<b>114,855</b>

### Revenue

For the years ended December 31, 2021, 2022, 2023 and the six months ended June 30, 2023 and 2024, our revenue amounted to RMB1,307.3 million, RMB1,125.4 million, RMB1,287.4 million, RMB663.4 million and RMB702.4 million, respectively. During the Track Record Period, we generated substantially all of our revenue from sales of pharmaceutical products that we manufactured in-house, which accounted for 97.0%, 98.2%, 94.6%, 96.3% and 91.9% of our total revenue in 2021, 2022, 2023 and the six months ended June 30, 2023 and 2024. To a much lesser extent, we also generated revenue from pharmaceutical services.

During the Track Record Period, mainland China stood as the primary source of our revenue, contributing 89.6%, 95.4%, 96.7%, 98.1% and 95.7% of our total revenue in 2021, 2022, 2023 and the six months ended June 30, 2023 and 2024, respectively.

## SUMMARY

### Revenue by Therapeutic Areas

The following table sets forth a breakdown of our revenue by sales of products by therapeutic areas in both absolute amounts and as percentages of our revenue for the periods indicated:

	2021		Year ended December 31, 2022		2023		Six months ended June 30, 2023		2024	
	Amount	% of total revenue	Amount	% of total revenue	Amount	% of total revenue	Amount	% of total revenue	Amount	% of total revenue
(RMB in thousands, except for percentages) (unaudited)										
Orthopedics	355,146	27.2%	444,340	39.5%	708,873	55.1%	367,697	55.4%	414,099	59.0%
Oncology	488,905	37.4%	328,079	29.2%	248,207	19.3%	107,194	16.2%	134,016	19.1%
Hematology	301,712	23.1%	283,100	25.2%	220,976	17.2%	153,253	23.1%	69,429	9.9%
Other <sup>(1)</sup>	122,664	9.4%	49,586	4.4%	40,421	3.1%	10,893	1.6%	27,619	3.9%
<b>Total</b>	<b>1,268,427</b>	<b>97.0%</b>	<b>1,105,105</b>	<b>98.2%</b>	<b>1,218,477</b>	<b>94.6%</b>	<b>639,037</b>	<b>96.3%</b>	<b>645,163</b>	<b>91.9%</b>

Note:

(1) It mainly consists of APIs.

### Revenue by Marketed Products

The following table sets forth the sales of our marketed products during the Track Record Period in absolute amounts and as percentages of our total revenue for the periods indicated:

	2021		Year ended December 31, 2022		2023		Six months ended June 30, 2023		2024	
	Amount	% of total revenue	Amount	% of total revenue	Amount	% of total revenue	Amount	% of total revenue	Amount	% of total revenue
(RMB in thousands, except for percentages) (unaudited)										
Guyoudao	355,146	27.2%	444,340	39.5%	708,873	55.1%	367,697	55.4%	414,099	59.0%
Yinuojia	243,329	18.6%	235,375	20.9%	192,046	14.9%	134,666	20.3%	63,333	9.0%
Jilifen	145,838	11.2%	165,964	14.7%	142,537	11.1%	60,539	9.1%	74,749	10.6%
Jijufen	97,181	7.4%	94,298	8.4%	80,523	6.3%	35,621	5.4%	42,022	6.0%
Jipailin	58,383	4.5%	47,725	4.2%	28,930	2.2%	18,587	2.8%	6,096	0.9%
Jiouting	245,886	18.8%	67,817	6.0%	16,548	1.3%	8,429	1.3%	7,709	1.1%
Jifuwei	–	–	–	–	8,599	0.7%	2,605	0.4%	9,536	1.4%
<b>Total</b>	<b>1,145,763</b>	<b>87.6%</b>	<b>1,055,519</b>	<b>93.8%</b>	<b>1,178,056</b>	<b>91.5%</b>	<b>628,144</b>	<b>94.7%</b>	<b>617,544</b>	<b>87.9%</b>

Our revenue increased by 5.9% from RMB663.4 million in the six months ended June 30, 2023 to RMB702.4 million in the six months ended June 30, 2024, due to an increase of RMB6.1 million in revenue from sales of goods and increase of RMB32.8 million in revenue from pharmaceutical services. Our revenue increased by 14.4% from RMB1,125.4 million in 2022 to RMB1,287.4 million in 2023, primarily due to an increase of RMB113.4 million in revenue from sales of goods. Our revenue decreased by 13.9% from RMB1,307.3 million in 2021 to RMB1,125.4 million in 2022, primarily due to a decrease of RMB163.3 million in revenue from sales of goods.

## SUMMARY

Our revenue from sales of goods increased by 1.0% from RMB639.0 million in the six months ended June 30, 2023 to RMB645.2 million in the six months ended June 30, 2024, primarily due to the increase in sales volume from Guyoudao. Our revenue from sales of goods increased by 10.3% from RMB1,105.1 million in 2022 to RMB1,218.5 million in 2023, primarily due to the rapid increase in sales revenue from Guyoudao. Our revenue from sales of goods decreased by 12.9% from RMB1,268.4 million in 2021 to RMB1,105.1 million in 2022, primarily due to a decrease of revenue from sales of Jiouting and API of enoxaparin. Our revenue generated from Jiouting decreased by 72.4% from RMB245.9 million in 2021 to RMB67.8 million in 2022, which was due to a reduction in Jiouting's sales volume and sales price after its inclusion in the VBP scheme. Our revenue generated from sales of enoxaparin API decreased by 61.3% from RMB121.8 million in 2021 to RMB47.1 million in 2022, which was mainly due to a geopolitical conflict which affected our sales to a client in Ukraine. The decrease of revenue from sales of Jiouting and enoxaparin API was partially offset by a 25.1% increase in revenue from the sales of Guyoudao, rising from RMB355.1 million to RMB444.3 million. Such increase was mainly due to the continuous growth of Guyoudao's sales volume.

Our revenue from oncology and hematology therapeutic areas declined during the Track Record Period primarily because most of our marketed products in these therapeutics areas are biosimilars or generic small molecule drugs subject to the impact of the VBP schemes, which has exerted downward pressure on the prices and sales volume of relevant products during the Track Record Period. See "Business — Pricing — VBP Schemes" for more details. Our revenue from other therapeutic areas decreased from 2021 to 2023 mainly because the sales of enoxaparin API dropped as a result of a geopolitical conflict which affected our sales to a client in Ukraine. Our revenue from other therapeutic areas increased in the six months ended June 30, 2024, compared to the same period in 2023, primarily due to increased demand from overseas customers for the enoxaparin API.

### **Gross Profit and Gross Profit Margin**

Our gross profit increased by 2.1% from RMB529.6 million in the six months ended June 30, 2023 to RMB540.6 million in the six months ended June 30, 2024, and our gross profit margin decreased from 79.8% in the six months ended June 30, 2023 to 77.0% in the six months ended June 30, 2024, primarily because the price reduction of Yinuoja subsequent to its inclusion in the national VBP scheme.

Our gross profit increased by 16.0% from RMB854.3 million in 2022 to RMB990.7 million in 2023, and our gross profit margin increased from 75.9% in 2022 to 77.0% in 2023, primarily because the increased proportion of sales revenue from Guyoudao, which has a comparatively high gross profit margin.

Our gross profit decreased by 10.1% from RMB950.4 million in 2021 to RMB854.3 million in 2022. Our gross profit margin increased from 72.7% in 2021 to 75.9% in 2022, primarily due to (i) the increased proportion of sales revenue from Guyoudao, which has a comparatively high gross profit margin, and our cost reduction achieved through optimizing the manufacturing process of Guyoudao, which further increased its gross profit margin, and (ii) a decrease in the percentage of our revenue generated from sales of API to overseas markets, which have a relatively low gross profit margin.

Please refer to the paragraphs headed "Financial Information — Period to Period Comparison of Results of Operations" in this prospectus for detailed analysis.

## SUMMARY

### Summary of Consolidated Statements of Financial Position

	As of December 31,			As of
	2021	2022	2023	June 30,
	(RMB in thousands)			2024
Total non-current assets	435,294	454,825	467,958	482,626
Total current assets	747,906	758,755	839,738	954,057
Total current liabilities	400,521	355,932	347,516	373,531
Net current assets	347,385	402,823	492,222	580,526
Total non-current liabilities	64,542	91,464	62,288	56,876
Net assets	718,137	766,184	897,892	1,006,276
Equity				
Paid-in capital	53,446	53,446	–	–
Share capital	–	–	200,000	200,000
Reserves	664,691	712,738	697,892	806,276
<b>Total Equity</b>	<b>718,137</b>	<b>766,184</b>	<b>897,892</b>	<b>1,006,276</b>

Our net current assets increased from RMB492.2 million as of December 31, 2023 to RMB580.5 million as of June 30, 2024. The increase was primarily due to (i) an increase in trade and bills receivables of RMB77.3 million; (ii) an increase in due from related parties of RMB49.7 million; and (iii) a decrease in other payables and accruals of RMB22.4 million. The increase was partially offset by an increase in interest-bearing bank borrowings of RMB43.8 million.

Our net current assets increased from RMB402.8 million as of December 31, 2022 to RMB492.2 million as of December 31, 2023. The increase was primarily due to (i) an increase in trade and bills receivables of RMB58.0 million; (ii) an increase in cash and cash equivalents of RMB21.6 million and (iii) a decrease in interest-bearing bank borrowings of RMB10.7 million. This increase was partially offset by (i) a decrease in amount due from related parties of RMB2.2 million; and (ii) an increase in other payables and accruals of RMB12.8 million.

Our net current assets increased from RMB347.4 million as of December 31, 2021 to RMB402.8 million as of December 31, 2022. This increase was primarily due to (i) an increase in trade and bills receivables of RMB64.2 million; (ii) a decrease in interest-bearing bank borrowings of RMB16.0 million; (iii) a decrease in trade payables of RMB14.8 million; and (iv) a decrease in other payables and accruals of RMB9.2 million. This increase was partially offset by (i) a decrease in inventories of RMB29.6 million; (ii) a decrease in cash and cash equivalents of RMB23.3 million; and (iii) a decrease in prepayments, other receivables and other assets of RMB8.5 million.

Our net assets increased from RMB897.9 million as of December 31, 2023 to RMB1,006.3 million as of June 30, 2024, primarily due to our profit and total comprehensive income for the period of RMB105.3 million. Our net asset increased from RMB766.2 million as of December 31, 2022 to RMB897.9 million as of December 31, 2023, primarily due to an increase in our profit and total comprehensive income for the year of RMB119.8 million and our equity-settled share award arrangements of RMB11.9 million. Our net asset increased from RMB718.1 million as of December 31, 2021 to RMB766.2 million as of December 31, 2022, primarily due to an increase of our profit and total comprehensive income for the year of RMB59.9 million, which was partially offset by our dividend declared in the amount of RMB12.0 million.



## SUMMARY

Please refer to the paragraphs headed “Financial Information — Discussion of Selected Items from the Consolidated Statements of Financial Position” and “Consolidated Statements of Changes in Equity” included in the Accountants’ Report as set out in Appendix I to this Prospectus for detailed analysis.

### Summary of Consolidated Statements of Cash Flows

The following table sets forth a summary of our consolidated statements of cash flows for periods indicated.

		Year ended December 31,		Six months ended June 30,	
	2021	2022	2023	2023	2024
			<i>(RMB in thousands)</i>		
			<i>(unaudited)</i>		
Net cash flows from/(used in)					
operating activities	67,529	22,559	135,765	(13,303)	(12,537)
Net cash flows used in					
investing activities	(62,863)	(58,942)	(46,983)	(15,300)	(32,723)
Net cash flows from/(used in)					
financing activities	41,228	12,892	(67,350)	16,616	30,852
<b>Cash and cash equivalents at the end of the year/period</b>	<b>94,829</b>	<b>71,540</b>	<b>93,178</b>	<b>59,815</b>	<b>78,770</b>

Our net cash flows used in operating activities for the six months ended June 30, 2024 was RMB12.5 million. This cash outflow was primarily attributable to (i) profit before tax of RMB129.8 million, as adjusted to reflect non-cash and non-operating items, which principally included depreciation of property, plant and equipment of RMB17.5 million, write-down of inventories to net realizable value of RMB6.3 million, and net impairment losses on financial assets of RMB3.0 million; and (ii) an increase in trade and bills receivables of RMB79.6 million, which resulted from growth of sales, and a decrease in other payables and accruals of RMB22.7 million, which resulted from the settlement of employee bonuses.

Please refer to the paragraphs headed “Financial Information — Liquidity and Capital Resources — Cash Flows” for detailed analysis.

### Key Financial Ratios

The following table sets forth certain of our key financial ratios as of the dates and for the periods indicated.

## SUMMARY

	Year ended December 31,			Six months ended
	2021	2022	2023	June 30, 2024
<b>Profitability ratios</b>				
Net profit margin <sup>(1)</sup>	9.1%	5.3%	9.3%	15.0%
Gross profit margin <sup>(2)</sup>	72.7%	75.9%	77.0%	77.0%
Return on equity <sup>(3)</sup>	18.1%	8.1%	14.4%	20.9%
Return on total assets <sup>(4)</sup>	10.6%	5.0%	9.5%	14.7%
<b>Liquidity ratios</b>				
Current ratio <sup>(5)</sup>	1.9	2.1	2.4	2.6
<b>Leverage ratio</b>				
Gearing ratio <sup>(6)</sup>	39.3%	36.9%	31.3%	30.0%

*Notes:*

- (1) Net profit margin is calculated based on profit for the year/period divided by revenue and multiplied by 100.0%.
- (2) Gross profit margin is calculated based on gross profit divided by revenue and multiplied by 100.0%.
- (3) Return on equity is calculated based on profit for the year/period divided by the arithmetic mean of the opening and closing balances of total equity and multiplied by 100.0%.
- (4) Return on total assets is calculated based on profit for the year/period divided by the arithmetic mean of the opening and closing balances of total assets and multiplied by 100.0%.
- (5) Current ratio is calculated based on total current assets divided by total current liabilities.
- (6) Gearing ratio is calculated using total liabilities divided by total assets and multiplied by 100.0%.

See “Financial Information — Key Financial Ratios” for detailed analysis.

## OFFERING STATISTICS

	Based on an Offer Price of HK\$11.48 per Offer Share	Based on an Offer Price of HK\$12.56 per Offer Share
Market capitalization of our Shares <sup>(1)</sup>	HK\$2,817.2 million	HK\$3,082.2 million
Market capitalization of our H Shares <sup>(2)</sup>	HK\$1,252.4 million	HK\$1,370.3 million
Unaudited pro forma adjusted consolidated net tangible assets per Offer Share <sup>(3)</sup>	HK\$5.80	HK\$5.99

*Notes:*

- (1) The calculation of the market capitalization of our Shares is based on 245,398,800 Shares expected to be in issue immediately after completion of the Global Offering (assuming the Over-allotment Option is not exercised).
- (2) The calculation of the market capitalization of our H Shares is based on the 109,096,785 H Shares expected to be in issue immediately upon completion of the Global Offering (assuming the Over-allotment Option is not exercised).
- (3) The unaudited pro forma adjusted consolidated net tangible assets attributable to owners of the Company per Share has been arrived at after adjustments referred to in “Unaudited Pro Forma Financial Information” in Appendix II to this prospectus and on the basis of 245,398,800 Shares in issue at the respective Offer Price of HK\$11.48 and HK\$12.56, assuming that the Shares issued pursuant to the Global Offering were issued on June 30, 2024 (assuming the Over-allotment Option is not exercised).

## SUMMARY

### LISTING EXPENSES

Our listing expenses mainly include underwriting commissions, professional fees paid to legal advisers and the Reporting Accountants for their services rendered in relation to the Listing and the Global Offering. The estimated total listing expenses (based on the mid-point of our indicative price range for the Global Offering and assuming that the Over-allotment Option is not exercised) for the Global Offering are approximately RMB71.8 million (equivalent to HK\$77.5 million), representing 14.2% of the gross IPO proceeds. The estimated total listing expenses consist of (i) underwriting-related expenses (including but not limited to commissions and fees) of approximately RMB23.4 million (approximately HK\$25.2 million), and (ii) non-underwriting related expenses of approximately RMB48.4 million (approximately HK\$52.3 million), which consist of fees and expenses of legal advisers and Reporting Accountants of approximately RMB31.3 million (approximately HK\$33.8 million), and other fees and expenses of approximately RMB17.1 million (approximately HK\$18.5 million). During the Track Record Period, we incurred listing expenses of RMB31.1 million (equivalent to HK\$33.6 million), out of which RMB16.4 million (equivalent to HK\$17.7 million) was charged to our consolidated statements of profit or loss, and the remaining amount of RMB14.7 million (equivalent to HK\$15.9 million) directly attributable to the issuance of Shares will be deducted from equity upon the completion of the Global Offering. We expect to incur additional listing expenses of approximately RMB40.7 million (equivalent to HK\$43.9 million), of which RMB13.8 million (equivalent to HK\$14.9 million) is expected to be charged to our consolidated statements of profit or loss and RMB26.9 million (equivalent to HK\$29.0 million) will be deducted from equity. The listing expenses above are the best estimate as of the Latest Practicable Date and are for reference only. The actual amount may differ from such estimate.

### DIVIDENDS

We declared a cash dividend of RMB12.0 million in 2022, which have been fully settled. Other than that, no dividend has been proposed, paid or declared by us during the Track Record Period. We do not currently have a formal dividend policy or a fixed dividend payout ratio. No dividend shall be declared or payable except out of our profits and reserves lawfully available for distribution. Regulations in the PRC currently permit payment of dividends of a PRC company only out of accumulated distributable after-tax profits as determined in accordance with its articles of association and the accounting standards and regulations in China. Any future declaration and payment as well as the amount of dividends will be subject to relevant PRC regulations.

### FUTURE PLANS AND USE OF PROCEEDS

We estimate the net proceeds of the Global Offering which we will receive, assuming an Offer Price of HK\$12.02 per Offer Share (being the mid-point of the Offer Price range stated in this prospectus), will be approximately HK\$468.1 million, after deduction of underwriting fees and commissions and estimated expenses payable by us in connection with the Global Offering and assuming the Over-allotment Option is not exercised.

- Approximately 40.0% (or HK\$187.3 million) will be allocated to the continued research and development of our selected product candidates in our strategically focused therapeutic areas.
- Approximately 30.0% (or HK\$140.4 million) of the net proceeds will be used in the marketing and commercialization of our existing and near-commercialized products.
- Approximately 10.0% (or HK\$46.8 million) of the net proceeds will be used to pursue strategic collaboration to enrich our product portfolio in our targeted therapeutic areas.

## SUMMARY

- Approximately 10.0% (or HK\$46.8 million) of the net proceeds will be used on our manufacturing system to construct new production lines, and to upgrade and further automate our existing production facilities to prepare for the potential increase in demand for our products and the launch of new products.
- The remaining amount of approximately 10.0% (or HK\$46.8 million) of the net proceeds will be used to provide funding for our working capital and other general corporate purposes.

Please refer to the section headed “Future Plans and Use of Proceeds” for more details.

### IMPACT OF THE COVID-19 OUTBREAK

The COVID-19 pandemic since early 2020 and its recurrence in China in 2022 have caused temporary disruption to our business operations in the first quarter of 2020 and the fourth quarter of 2022 to the extent that necessary on-site sales, marketing and R&D activities had to be delayed, which has had a negative impact on our business operations during the Track Record Period. However, the outbreak of COVID-19 had not caused any early termination of our clinical trials, and during the Track Record Period and up to the Latest Practicable Date, the COVID-19 pandemic did not have any material adverse effect on our results of operations and financial position. Given that the COVID-19 prevention and control policies had been substantially lifted since December 2022, our Directors are of the view that it is unlikely that the COVID-19 pandemic will have a material adverse effect on our business going forward. However, we cannot assure you that the COVID-19 pandemic will not further escalate or have material adverse effect on our performance in the future. Please refer to the paragraphs headed “Risk Factors — Risks Relating to our Business and Industry — Our business could be adversely affected by natural disasters, public health crises such as the COVID-19 pandemic, political crises, economic downturns or other unexpected events.”

### RECENT DEVELOPMENT

#### Major Developments on Our Product Candidates

##### *JY29-2 (Jiyoutai 吉优泰<sup>®</sup> and Jikeqin 吉可亲<sup>®</sup>) Semaglutide Injection*

In October 2023, we completed the Phase III clinical trial for JY29-2 (Jiyoutai) for the treatment of T2DM. In January 2024, NMPA announced that it had approved Novo Nordisk’s Rybelsus (诺和忻<sup>®</sup>) for the treatment of T2DM, making it the first orally administrated GLP-1 receptor agonist drug available in the Chinese market. With Rybelsus (诺和忻<sup>®</sup>) approved and available in the market, we expect other companies including us developing semaglutide-based products may face increased competition. The entry of a well-established player like Novo Nordisk may impact pricing, market share and adoption rates for competing products. As of the Latest Practicable Date, 16 GLP-1 receptor agonist products were approved in China for the treatment T2DM, including seven domestically developed products. As of the Latest Practicable Date, there were 240 ongoing clinical trials evaluating GLP-1 receptor agonist drug candidates for the treatment of T2DM in China, including 45 Phase III clinical trials. Please refer to the section headed “Industry Overview” in this prospectus for more details.

In January 2024, we obtained the IND approval from the NMPA to evaluate JY29-2 (Jikeqin) for the treatment of obesity and overweight. We have initiated the Phase III trial to evaluate JY29-2 (Jikeqin) for this indication in October 2024. On June 18, 2024, Novo

## SUMMARY

Nordisk's semaglutide product Wegovy (诺和盈®) for the treatment of overweight and obesity was approved in China which could present competition for our JY29-2 (Jikeqin). In light of the anticipated competition, we have initiated a head-to-head study for our JY29-2 (Jikeqin) with Wegovy as part of our Phase III trial to evaluate JY29-2 (Jikeqin) for the treatment of obesity and overweight.

### *JY49 Avatrombopag Maleate*

In October 2023, we completed the bioequivalence study for JY49, an avatrombopag product. We submitted the NDA in March 2024 in China.

## Recent Regulatory Developments

### *Price Restrictions on Guyoudao*

The National Healthcare Security Administration (國家醫保局) implemented the centralized volume-based procurement (“**VBP**”) scheme for high-value medical consumables since 2020, which focuses on medical devices and consumables with mature, high-volume clinical usage and sufficient market competition. In 2023, the Joint Office for the Procurement of High-Value Medical Consumables (國家組織高值醫用耗材聯合採購辦公室) published the Notice on the National Volume-Based Procurement Scheme of Intraocular Lenses and Sport and Exercise Medical Consumables (the “**Procurement Notice**”), which announced, among others, the 4th VBP list for high-value medical consumables (the “**4th VBP List**”). Medical devices included in the 4th VBP List experienced considerable price reductions. BMP bone repair materials, characterized by their unique combination of biologics with medical device and innovativeness, are not included in the 4th VBP List.

Nevertheless, Clause 5 of the Procurement Notice (the “**Clause 5**”) provided that, for certain medical devices which are not included in the 4th VBP List, the local governments shall regulate their price through measures (the “**Price Regulation**”) such as the implementation of bidding requirement or price restrictions. BMP bone repair materials are among such products listed in Clause 5 and therefore, are subject to the Price Regulation to be imposed by relevant local regulatory authorities. According to CIC, such Price Regulation, when compared to the pricing policies under the national VBP scheme, is expected to exert less downward pressure on the prices of BMP bone repair materials. As of now, local regulatory authorities have not released detailed implementation rules for the Price Regulation, which may potentially come into effect as early as the second half of 2024 and may vary across provinces and be implemented nationwide in phases. In the absence of official guidance, the scope of potential price reductions under the Price Regulation remains uncertain. Additionally, since the government began to regulate prices of medical devices through bidding requirements or price restrictions only recently in 2023, there are not adequate previous benchmarks for comparison.

As advised by CIC, there is a possibility that the expected price decrease for rhBMP-2 products following the implementation of the Price Regulation could range from 10% to 25%, based on three instances of similar price regulation policies enacted by certain local authorities. In the meantime, we expect that the sales volume of Guyoudao will continue to increase as a result of our sales and marketing efforts and lowered prices after the Price Regulation is implemented. As the impact of the Price Regulation is expected to be mitigated by the future increase in Guyoudao's sales volume, we expect to continue to generate steady revenue streams from Guyoudao after the Track Record Period along with its growth in sales volume, despite the potential decreases in price. For details regarding the implication of the Price Reduction on our financial and operational performance, see “Business — Our Business Model — Continue to generate steady revenue streams from Guyoudao.”

## SUMMARY

### *Overseas Listing*

Pursuant to the Trial Administrative Measures of Overseas Securities Offering and Listing by Domestic Enterprises (《境內企業境外發行證券和上市管理試行辦法》), we have filed requisite materials with the CSRC with respect to the Global Offering within specified time limit on January 24, 2024, and obtained the Record-filing Notice from the CSRC in respect of Overseas Offering and Listing and H Share Full Circulation on June 1, 2024.

### *Anti-corruption Campaign*

The PRC government has taken increasingly stringent measures to correct corruptive practices in the pharmaceutical industry (“**Anti-corruption Campaign**”) since 2023. In May 2023, the National Health Commission (“**NHC**”) and 13 other government agencies jointly issued the Key Points for the Correction of Malpractice in the Purchase and Sales of Medical Products and Medical Services in 2023 (2023年糾正醫藥購銷領域和醫療服務中不正之風工作要點). The concerted effort aimed to achieve full coverage of areas with high corruption risks such as speaker programs, hospitality expenses, sponsorships, and donations. In July 2023, the NHC and nine other government agencies announced the commencement of a year-long nationwide campaign targeting corruption in the healthcare industry. The Anti-corruption Campaign has caused certain short-term impact on us, including that (i) we have observed more prudential hospital and physician practices in terms of spending on product procurement; (ii) hospitals once refused entry to pharmaceutical representatives and medical academic conferences were either canceled or postponed; and (iii) to proactively react to the Anti-corruption Campaign, we have conducted self-assessment and self-inspection of the internal control measures for anti-corruption and anti-bribery. As this campaign deepens, our proposed sales and marketing programs may be impacted, and furthermore, the anti-corruption campaign may influence the behavior of certain of our customers and their spending patterns. As of the date of this prospectus, to the best knowledge of our Directors, we have not received any investigation notices related to the Anti-corruption Campaign. For details regarding the short-term impact on us and our procedures and controls to monitor anti-corruption and anti-bribery compliance, see “Business — Risk Management and Internal Control — Anti-corruption and Anti-bribery.”

### **No Material Adverse Change**

After performing sufficient due diligence work which our Directors consider appropriate and after due and careful consideration, the Directors confirm that, up to the date of this prospectus, there has been no material adverse change in our financial or trading position or prospects since June 30, 2024, being the latest date of our consolidated financial statements as set out in Appendix I to this prospectus, and there is no event since June 30, 2024 that would materially affect the information as set out in the Accountants’ Report included in Appendix I to this prospectus.



## DEFINITIONS

*In this prospectus, unless the context otherwise requires, the following terms and expressions shall have the meanings set out below. Certain other terms are explained in "Glossary of Technical Terms."*

"Accountants' Report"	the accountants' report of our Company, the text of which is set out in Appendix I to this prospectus
"affiliate(s)"	with respect to any specified person, any other person, directly or indirectly, controlling or controlled by or under direct or indirect common control with such specified person
"AFRC"	Accounting and Financial Reporting Council of Hong Kong
"Alibaba Health HK"	Alibaba Health (Hong Kong) Technology Company Limited, one of our cornerstone investors as set out in the section headed "Cornerstone Investors" in this prospectus
"Articles of Association" or "Articles"	the articles of association of our Company adopted by special resolution on January 17, 2024 with effect from the Listing Date, as amended, supplemented or otherwise modified from time to time, a summary of which is set out in Appendix V to this prospectus
"associate(s)"	has the meaning ascribed to it under the Listing Rules
"Audit Committee"	the audit committee of our Board
"Board" or "Board of Directors"	the board of Directors of our Company
"Business Day"	a day on which banks in Hong Kong are generally open for normal business to the public and which is not a Saturday, Sunday or public holiday in Hong Kong
"Capital Market Intermediary(ies)"	Huatai Financial Holdings (Hong Kong) Limited, CLSA Limited, CMB International Capital Limited, Ruibang Securities Limited and Patrons Securities Limited
"CCASS"	Central Clearing and Settlement System established and operated by HKSCC

## DEFINITIONS

“Chengheda”	Chengheda (Hangzhou) Enterprise Management Partnership (誠和達(杭州)企業管理合夥企業), a limited liability partnership established under the laws of the PRC on July 20, 2023, one of our employee shareholding platforms
“CHF”	Swiss franc, the lawful currency of Switzerland
“China” or “PRC”	the People’s Republic of China and for the purpose of this prospectus only, unless the context otherwise requires, excludes Hong Kong, the Macau Special Administrative Region of the People’s Republic of China and Taiwan
“CIC” or “Industry Consultant”	China Insights Industry Consultancy Limited, our industry consultant, an independent market research and consulting company
“close associate(s)”	has the meaning ascribed to it under the Listing Rules
“CNIPA”	China National Intellectual Property Administration (國家知識產權局)
“Companies Ordinance”	Companies Ordinance (Chapter 622 of the Laws of Hong Kong), as amended, supplemented or otherwise modified from time to time
“Companies (Winding Up and Miscellaneous Provisions) Ordinance”	Companies (Winding Up and Miscellaneous Provisions) Ordinance (Chapter 32 of the Laws of Hong Kong), as amended, supplemented or otherwise modified from time to time
“Company,” “our Company” or “the Company”	Hangzhou Jiuyuan Gene Engineering Co., Ltd. (杭州九源基因工程股份有限公司), a limited liability company established under the laws of the PRC on December 31, 1993 and converted into a joint stock company with limited liability on December 5, 2023
“Compliance Adviser”	Maxa Capital Limited

## DEFINITIONS

“Comprehensively Sanctioned Countries”	any country or territory subject to a general and comprehensive export, import, financial or investment embargo under sanctions related law or regulation of the Relevant Jurisdiction, currently Cuba, Iran, North Korea, Syria, the Crimea Region of Russia/Ukraine, the self-proclaimed Luhansk People’s Republic and Donetsk People’s Republic regions, Zaporizhzhia and Kherson regions
“connected person(s)”	has the meaning ascribed to it under the Listing Rules
“connected transaction(s)”	has the meaning ascribed to it under the Listing Rules
“core connected person(s)”	has the meaning ascribed to it under the Listing Rules
“Corporate Governance Code”	Corporate Governance Code set out in Appendix C1 to the Listing Rules
“Cosmotrust Biopharmaceutical”	Hangzhou Cosmotrust Biopharmaceutical Co., Ltd. (杭州宇信生物醫藥有限公司), a limited liability company established under the laws of the PRC on June 24, 2020
“CQFE”	Corporacion Quimico-farmaceutica Esteve, Sociedad Anónima, a corporation organized under the laws of the Kingdom of Spain on June 6, 1986
“CSDC”	China Securities Depository and Clearing Corporation Limited (中國證券登記結算有限責任公司)
“CSRC”	China Securities Regulatory Commission (中國證券監督管理委員會)
“Delta Capital HK”	Delta Capital Hong Kong Limited, one of our cornerstone investors as set out in the section headed “Cornerstone Investors” in this prospectus
“Director(s)” or “our Director(s)”	the director(s) of our Company
“Domestic Share(s)”	ordinary share(s) in the share capital of our Company with a nominal value of RMB1.00 each, which is/are subscribed for and paid up in Renminbi by domestic investors and not listed or traded on any stock exchange

## DEFINITIONS

“EIT”	PRC enterprise income tax
“EIT Law”	Enterprise Income Tax Law of the PRC (《中華人民共和國企業所得稅法》), as amended, supplemented or otherwise modified from time to time
“Exchange Participant”	a person (a) who, in accordance with the Rules of the Stock Exchange, may trade on or through the Stock Exchange; and (b) whose name is entered in a list, register or roll kept by the Stock Exchange as a person who may trade on or through the Stock Exchange
“Extreme Conditions”	extreme conditions as announced by the Government of Hong Kong
“FINI” or “Fast Interface for New Issuance”	an online platform operated by HKSCC that is mandatory for admission to trading and, where applicable, the collection and processing of specified information on subscription in and settlement for all New Listings
“Fosun Industrial”	Fosun Industrial Co., Limited (復星實業(香港)有限公司), one of our cornerstone investors as set out in the section headed “Cornerstone Investors” in this prospectus
“General Rules of HKSCC”	the General Rules of HKSCC as may be amended or modified from time to time and where the context so permits, shall include the HKSCC Operational Procedures
“Global Offering”	the Hong Kong Public Offering and the International Offering
“Group,” “our Group,” “we” or “us”	our Company and our subsidiary from time to time
“Guide for New Listing Applicants”	the Guide for New Listing Applicants issued by the Stock Exchange, as amended, supplemented or otherwise modified from time to time
“H Share(s)”	ordinary share(s) in the share capital of our Company with a nominal value of RMB1.00 each, which will be subscribed for and traded in Hong Kong dollars and listed on the Stock Exchange
“H Share Registrar”	Computershare Hong Kong Investor Services Limited
“HK\$” or “Hong Kong dollars”	Hong Kong dollars, the lawful currency of Hong Kong

## DEFINITIONS

“Hangzhou Huasheng”	Hangzhou Huasheng Pharmaceutical Group Co., Ltd. (杭州華昇醫藥集團有限公司, formerly known successively as 杭州華東醫藥集團控股有限公司, 杭州華東醫藥集團投資有限公司 and 杭州博華投資有限公司), a limited liability company established under the laws of the PRC on March 25, 2002
“Hangzhou Investment”	Hangzhou Investment Holdings Co., Ltd. (杭州市金融投資集團有限公司, formerly known as 杭州市投資控股有限公司), a limited liability company established under the laws of the PRC on August 28, 1997
“Hangzhou Weitai”	Hangzhou Weitai Investment Ltd. (杭州維泰投資有限公司), a limited liability company established under the laws of the PRC on December 7, 2006 and deregistered on December 5, 2023
“Heda HK”	Heda Jinyuan (HK) Co., Limited (和達金源(香港)有限公司), one of our cornerstone investors as set out in the section headed “Cornerstone Investors” in this prospectus
“Highland Pharma”	Highland Pharma Limited, a private company limited by shares incorporated under the laws of Ireland on January 31, 2003
“HKFRSs”	Hong Kong Financial Reporting Standards issued by the Hong Kong Institute of Certified Public Accountants
“HK King-Friend”	Hong Kong King-Friend Industrial Company Limited (香港健友實業有限公司), one of our cornerstone investors as set out in the section headed “Cornerstone Investors” in this prospectus
“HKSCC”	Hong Kong Securities Clearing Company Limited, a wholly-owned subsidiary of Hong Kong Exchanges and Clearing Limited
“HKSCC EIPO”	the application for the Hong Kong Offer Shares to be issued in the name of HKSCC Nominees and deposited directly into CCASS to be credited to your or a designated HKSCC Participant’s stock account through causing HKSCC Nominees to apply on your behalf, including by instructing your broker or custodian who is a HKSCC Participant to give electronic application instructions via HKSCC’s FINI system to apply for the Hong Kong Offer Shares on your behalf
“HKSCC Nominees”	HKSCC Nominees Limited, a wholly-owned subsidiary of HKSCC

## DEFINITIONS

“HKSCC Operational Procedures”	the operational procedures of HKSCC, containing the practices, procedures and administrative or other requirements relating to HKSCC’s services and the operations and functions of CCASS, FINI or any other platform, facility or system established, operated and/or otherwise provided by or through HKSCC, as from time to time in force
“HKSCC Participant”	a participant admitted to participate in CCASS as a direct clearing participant, a general clearing participant or a custodian participant
“Hong Kong”	the Hong Kong Special Administrative Region of the PRC
“Hong Kong Offer Shares”	4,540,000 H Shares (subject to reallocation as described in “Structure of the Global Offering”) initially offered by our Company for subscription at the Offer Price pursuant to the Hong Kong Public Offering
“Hong Kong Public Offering”	the offering of the Hong Kong Offer Shares for subscription by the public in Hong Kong at the Offer Price, on and subject to the terms and conditions described in “Structure of the Global Offering — The Hong Kong Public Offering”
“Hong Kong Underwriters”	the underwriters listed in “Underwriting — Hong Kong Underwriters,” being the underwriters of the Hong Kong Public Offering
“Hong Kong Underwriting Agreement”	the underwriting agreement dated Tuesday, November 19, 2024 relating to the Hong Kong Public Offering entered into by, among others, our Company, the Sole Sponsor, the Overall Coordinators and the Hong Kong Underwriters, as further described in “Underwriting — Underwriting Arrangements and Expenses — Hong Kong Public Offering — Hong Kong Underwriting Agreement”
“Huadong Medicine”	Huadong Medicine Co., Ltd. (華東醫藥股份有限公司), a limited liability company established under the laws of the PRC on March 31, 1993, the A shares of which are listed on the Shenzhen Stock Exchange (stock code: 000963.SZ)
“independent third party(ies)”	entity(ies) or person(s) who is/are not connected person(s) of our Company or its subsidiary



## DEFINITIONS

“International Offer Shares”	40,858,800 H Shares (subject to reallocation and the exercise of the Over-allotment Option as described in “Structure of the Global Offering”) initially offered by our Company pursuant to the International Offering
“International Offering”	the conditional placing of the International Offer Shares by the International Underwriters at the Offer Price outside the United States in offshore transactions in reliance on Regulation S in each case on and subject to the terms and conditions of the International Underwriting Agreement, as further described in “Structure of the Global Offering — International Offering”
“International Sanctions”	all applicable laws and regulations related to economic sanctions, export controls, trade embargoes and wider prohibitions and restrictions on international trade and investment related activities, including those adopted, administered and enforced by the United States, the European Union and its member states, the United Nations, the United Kingdom and its overseas territories or Australia
“International Sanctions Legal Adviser”	Hogan Lovells, our legal adviser as to International Sanctions laws
“International Underwriters”	the international underwriters who are expected to enter into the International Underwriting Agreement to underwrite the International Offering
“International Underwriting Agreement”	the underwriting agreement relating to the International Offering expected to be entered into on or around the Price Determination Date by, among others, our Company, the Overall Coordinators and the International Underwriters, as further described in “Underwriting — Underwriting Arrangements and Expenses — International Offering — International Underwriting Agreement”
“Joint Bookrunners”	Huatai Financial Holdings (Hong Kong) Limited, CLSA Limited, CMB International Capital Limited, Ruibang Securities Limited and Patrons Securities Limited
“Joint Global Coordinators”	Huatai Financial Holdings (Hong Kong) Limited and CLSA Limited

## DEFINITIONS

“Joint Lead Managers”	Huatai Financial Holdings (Hong Kong) Limited, CLSA Limited, CMB International Capital Limited, Ruibang Securities Limited and Patrons Securities Limited
“Jointown International”	Jointown International Group Company Limited, one of our cornerstone investors as set out in the section headed “Cornerstone Investors” in this prospectus
“Latest Practicable Date”	November 13, 2024, being the latest practicable date for the purpose of ascertaining certain information contained in this prospectus prior to its publication
“Listing”	the listing of the H Shares on the Main Board of the Stock Exchange
“Listing Date”	the date expected to be on or about Thursday, November 28, 2024, on which the H Shares are listed and from which dealings therein are permitted to take place on the Main Board of the Stock Exchange
“Listing Rules”	the Rules Governing the Listing of Securities on The Stock Exchange of Hong Kong Limited, as amended, supplemented or otherwise modified from time to time
“Main Board”	the stock exchange (excluding the option market) operated by the Stock Exchange which is independent from and operated in parallel with the GEM of the Stock Exchange
“MIIT”	Ministry of Industry and Information Technology of the PRC (中華人民共和國工業和信息化部)
“MOF”	Ministry of Finance of the PRC (中華人民共和國財政部)
“MOFCOM”	Ministry of Commerce of the PRC (中華人民共和國商務部)
“MOST”	Ministry of Science and Technology of the PRC (中華人民共和國科學技術部)
“Nanbeiju”	Hangzhou Nanbeiju Enterprise Management Partnership (杭州南北聚企業管理合夥企業) a limited liability partnership established under the laws of the PRC on July 21, 2023, one of our employee shareholding platforms

## DEFINITIONS

“NDRC”	National Development and Reform Commission of the PRC (中華人民共和國國家發展和改革委員會)
“Nomination Committee”	the nomination committee of our Board
“OFAC”	the U.S. Department of Treasury’s Office of Foreign Assets Control
“Offer Price”	the final price per Offer Share in Hong Kong dollars (exclusive of brokerage of 1.0%, AFRC transaction levy of 0.00015%, SFC transaction levy of 0.0027% and Stock Exchange trading fee of 0.00565%) at which the Offer Shares are to be subscribed for or purchased pursuant to the Global Offering, to be determined as described in “Structure of the Global Offering — Pricing and Allocation”
“Offer Share(s)”	the Hong Kong Offer Share(s) and/or the International Offer Share(s), as the context may require
“Overall Coordinators”	Huatai Financial Holdings (Hong Kong) Limited and CLSA Limited
“Over-allotment Option”	the option granted by our Company to the International Underwriters, exercisable by the Overall Coordinators (for themselves and on behalf of the International Underwriters) pursuant to the International Underwriting Agreement, to require our Company to allot and issue up to an aggregate of 6,809,800 additional H Shares at the Offer Price, representing approximately 15% of the Offer Shares initially available under the Global Offering, to cover, among other things, over-allocations in the International Offering, if any, the details of which are described in “Structure of the Global Offering — Over-allotment Option”
“PBOC”	People’s Bank of China (中國人民銀行), the central bank of the PRC
“PCT”	the Patent Cooperation Treaty

## DEFINITIONS

“PRC AoA Guidelines”	Guidelines for the Articles of Association of Listed Companies (《上市公司章程指引》), as amended, supplemented or otherwise modified from time to time
“PRC Company Law”	Company Law of the PRC (《中華人民共和國公司法》), as amended, supplemented or otherwise modified from time to time
“PRC Government” or “State”	the central government of the PRC, including all governmental subdivisions (including principal, municipal and other regional or local government entities) and instrumentalities
“PRC Legal Adviser”	Zhejiang T&C Law Firm, our legal adviser as to PRC law
“Pre-IPO Investment(s)”	the investment(s) in our Company undertaken by the Pre-IPO Investors, the details of which are set out in “History, Development and Corporate Structure”
“Pre-IPO Investor(s)”	the pre-IPO investor(s) described in “History, Development and Corporate Structure”
“Price Determination Agreement”	the agreement to be entered into by the Overall Coordinators (for themselves and on behalf of the Underwriters) and our Company on the Price Determination Date to record and fix the Offer Price
“Price Determination Date”	the date, expected to be on or before Tuesday, November 26, 2024, on which the Offer Price is to be fixed for the purposes of the Global Offering
“Primary Sanctioned Activity”	any activities in a Comprehensively Sanctioned Country or (i) with; or (ii) directly or indirectly benefiting or involving the property or interests in property of, a Sanctioned Target by the Company incorporated or located in a Relevant Jurisdiction or which otherwise has a nexus with such jurisdiction with respect to the relevant activity, such that it is subject to the relevant sanctions law and regulation
“prospectus”	this prospectus being issued in connection with the Hong Kong Public Offering

## DEFINITIONS

“Qingfanghao”	Hangzhou Qingfanghao Enterprise Management Partnership (杭州晴方好企業管理合夥企業), a limited liability partnership established under the laws of the PRC on July 21, 2023, one of our employee shareholding platforms
“Regulation S”	Regulation S under the U.S. Securities Act
“Relevant Jurisdiction”	any jurisdiction that is relevant to the Company and has sanctions related law or regulation restricting, among other things, its nationals and/or entities which are incorporated or located in that jurisdiction from directly or indirectly making assets or services available to or otherwise dealing in assets or certain countries, governments, person or entities targeted by such law or regulation. For the purpose of this prospectus, Relevant Jurisdictions include United States, Europe Union, United Nations, the United Kingdom and Australia
“Relevant Persons”	the Company, together with its investors and Shareholders and persons who might directly or indirectly, be involved in permitting the Listing, trading clearing and settlement of its Shares including the Stock Exchange and related group companies
“Relevant Regions”	Egypt, Hong Kong, Russia (excluding Crimea, the self-proclaimed Luhansk People’s Republic, Donetsk People’s Republic, Kherson and Zaporizhzhia regions of Ukraine), Turkey, Ukraine (excluding Crimea, the self-proclaimed Luhansk People’s Republic, Donetsk People’s Republic, Kherson and Zaporizhzhia regions of Ukraine) and Venezuela
“Remuneration and Appraisal Committee”	the remuneration and appraisal committee of our Board
“RMB” or “Renminbi”	Renminbi, the lawful currency of the PRC
“SAFE”	State Administration of Foreign Exchange of the PRC (中華人民共和國國家外匯管理局)
“SAIC”	State Administration of Industry and Commerce of the PRC (中華人民共和國國家工商行政管理總局)

## DEFINITIONS

“SAMR”	State Administration for Market Regulation of the PRC (中華人民共和國國家市場監督管理總局)
“Sanctioned Person”	certain person(s) and identity(ies) listed on OFAC’s Specially Designated Nationals and Blocked Persons List or other restricted parties lists maintained by the United States, Europe Union, the United Nations or Australia
“Sanctioned Target”	any person or entity (i) designated on any list of targeted persons or entities issued under the sanctions-related law or regulation of a Relevant Jurisdiction; (ii) that is, or is owned or controlled by, a government of a country subject to International Sanctions; or (iii) that is the target of sanctions under the law or regulation of a Relevant Jurisdiction because of a relationship of ownership, control, or agency with a person or entity described in (i) or (ii)
“SAT”	State Administration of Taxation of the PRC (中華人民共和國國家稅務總局)
“SDN”	individuals and entities that are listed on the SDN List
“SDN List”	the list of Specially Designated Nationals, and Blocked Persons maintained by OFAC, which sets forth individuals and entities that are subject to its sanctions and restricted from dealings with U.S. persons
“Secondary Sanctionable Activity”	certain activity by the Company that may result in the imposition of sanctions against the Relevant Person(s) by a Relevant Jurisdiction (including designation as a Sanctioned Target or the imposition of penalties), even though the Company is not incorporated or located in that Relevant Jurisdiction and does not otherwise have any nexus sutra that Relevant Jurisdiction
“SFC”	Securities and Futures Commission of Hong Kong
“SFO”	Securities and Futures Ordinance (Chapter 571 of the Laws of Hong Kong), as amended, supplemented or otherwise modified from time to time



## DEFINITIONS

“Shanghai-Hong Kong Stock Connect”	a securities trading and clearing links program developed by the Stock Exchange, Shanghai Stock Exchange, HKSCC and CSDC for mutual market access between Hong Kong and Shanghai
“Share(s)”	ordinary share(s) in the share capital of our Company with a nominal value of RMB1.00 each, comprising Unlisted Share(s) and H Share(s)
“Shareholder(s)”	holder(s) of the Share(s)
“Shenzhen-Hong Kong Stock Connect”	a securities trading and clearing links program to be developed by the Stock Exchange, Shenzhen Stock Exchange, HKSCC and CSDC for mutual market access between Hong Kong and Shenzhen
“Single Largest Group of Shareholders”	collectively, Huadong Medicine and Zhongmei Huadong
“Sole Sponsor”	Huatai Financial Holdings (Hong Kong) Limited
“Sponsor-Overall Coordinator”	Huatai Financial Holdings (Hong Kong) Limited
“Stabilizing Manager”	Huatai Financial Holdings (Hong Kong) Limited
“State Council”	State Council of the PRC (中華人民共和國國務院)
“Stock Exchange”	The Stock Exchange of Hong Kong Limited, a wholly-owned subsidiary of Hong Kong Exchanges and Clearing Limited
“Subsidiary(ies)”	has the meaning ascribed to it under the Listing Rules
“Substantial Shareholder(s)”	has the meaning ascribed to it under the Listing Rules
“Supervisor(s)”	member(s) of our Supervisory Committee
“Supervisory Committee”	the supervisory committee of our Company
“Takeovers Code”	the Codes on Takeovers and Mergers and Share Buy-backs issued by the SFC, as amended, supplemented or otherwise modified from time to time
“Track Record Period”	the years ended December 31, 2021, 2022 and 2023 and the six months ended June 30, 2024

## DEFINITIONS

“Trial Measures for Overseas Listing”	Trial Administrative Measures of Overseas Securities Offering and Listing by Domestic Companies (《境內企業境外發行證券和上市管理試行辦法》), as amended, supplemented or otherwise modified from time to time
“U.S.” or “United States”	the United States of America, its territories and possessions, any State of the United States, and the District of Columbia
“U.S. dollar”, “US\$” or “USD”	United States dollar, the lawful currency of the United States
“U.S. Securities Act”	United States Securities Act of 1933 and the rules and regulations promulgated thereunder, as amended, supplemented or otherwise modified from time to time
“Underwriters”	the Hong Kong Underwriters and the International Underwriters
“Underwriting Agreements”	the Hong Kong Underwriting Agreement and the International Underwriting Agreement
“Unlisted Foreign Share(s)”	ordinary share(s) issued by the Company with a nominal value of RMB1.00 each which is/are subscribed for and paid for in currency other than RMB by foreign investors and not listed on any stock exchange
“Unlisted Share(s)”	Domestic Shares and Unlisted Foreign Shares
“Wanliyang”	Wanliyang Group Co., Ltd. (萬里揚集團有限公司), a limited liability company incorporated under the laws of the PRC on June 13, 2003
“White Form eIPO”	the application for the Hong Kong Offer Shares to be issued in the applicant’s own name by submitting applications online through the designated website of <b>White Form eIPO</b> Service Provider at <a href="http://www.eipo.com.hk">www.eipo.com.hk</a>
“White Form eIPO Service Provider”	Computershare Hong Kong Investor Services Limited

## DEFINITIONS

“Yingyuan Investment”	Zhejiang Yingyuan Investment Management Co., Ltd. (浙江盈元投資管理有限公司), a limited liability company incorporated under the laws of the PRC on June 27, 2000
“Zhejiang Wangxin”	Zhejiang Wangxin Technology Venture Capital Co., Ltd. (浙江網新科技創投有限公司), a limited liability company established under the laws of the PRC on June 3, 2010, which is a wholly-owned subsidiary of Insigma Technology Co., Ltd. (浙大網新科技股份有限公司)
“Zhongmei Huadong”	Hangzhou Zhongmei Huadong Pharmaceutical Co., Ltd. (杭州中美華東製藥有限公司), a limited liability company established under the laws of the PRC on December 31, 1992, which is a wholly-owned subsidiary of Huadong Medicine
“%”	per cent

*For ease of reference, the names of Chinese laws and regulations, governmental authorities, institutions, natural persons or other entities (including our subsidiary) have been included in this prospectus in both the Chinese and English languages and in the event of any inconsistency, the Chinese versions shall prevail.*

*Certain amounts and percentage figures included in this prospectus have been subject to rounding. Accordingly, figures shown as totals in certain tables may not be an arithmetic aggregation of the figures preceding them. Any discrepancies in any table or chart between the total shown and the sum of the amounts listed are due to rounding.*

## GLOSSARY OF TECHNICAL TERMS

*This glossary contains definitions of certain technical terms used in this prospectus in connection with us and our business. These may not correspond to standard industry definitions and may not be comparable to similarly terms adopted by other companies.*

“ADCC”	antibody-dependent cellular cytotoxicity, a mechanism of the immune system whereby immune cells can destroy target cells, such as virally infected cells or tumor cells, that are coated with antibodies
“ADCP”	antibody-dependent cellular phagocytosis, a process by which phagocytic cells, such as macrophages, neutrophils, and dendritic cells, engulf and digest target cells that have been opsonized (marked) by specific antibodies
“agonist”	a molecule that binds to a receptor on a cell and triggers a response by that cell which can be used therapeutically to activate receptors in order to treat certain conditions
“amylin”	a hormone that is co-secreted with insulin by the beta cells of the pancreas
“anticoagulant”	a type of medication that helps keep blood from forming clots
“API”	active pharmaceutical ingredient, the substance in a pharmaceutical drug that is biologically active
“aplastic anemia”	a rare, noncancerous disorder in which the blood marrow is unable to adequately produce blood cells required for survival
“aprepitant”	a selective antagonist of the neurokinin-1 receptor, used as a medication to prevent nausea and vomiting
“avatrombopag”	a medication that increases platelet counts to reduce bleeding risks
“bioequivalence study”	a type of evaluation to determine whether a generic drug is equivalent to an original drug in terms of biochemical similarity
“biological drug” or “biologics”	a drug product derived from human, animal, or microorganisms using biotechnology

## GLOSSARY OF TECHNICAL TERMS

“biosimilar”	the generic version of a patented biological drug
“BMI”	body mass index, a numerical value calculated from height and weight, providing a standardized measure to classify underweight, healthy weight, overweight, and obesity
“BMP”	bone morphogenetic protein, a biologically active protein that stimulates bone growth and repair
“bone injury”	a disruption in the structural integrity of bones causing an array of symptoms including bone defects, bone nonunion, bone delayed union, spinal fusion, and joint fusion
“bone repair material”	a term used to refer materials used to facilitate the healing of bone injuries, including BMP bone repair materials, non-bioactive artificial bones and natural bones
“Category I innovative drug”	innovative chemical drugs that have not been marketed anywhere in the world according to the NMPA
“Category III biological product”	a biological product that is (i) manufactured outside China, having marketing authorization outside China, and applying for marketing authorization in China, (ii) has received marketing authorization outside China but not in China, and is applying for manufacturing and marketing authorization in China, (iii) a biosimilar and (iv) other biological products
“CDC”	complement dependent cytotoxicity, a function of the complement system that kills pathogens by damaging their membranes without the involvement of antibodies or cells of the immune system
“CDE”	Center for Drug Evaluation of NMPA (國家藥品監督管理局藥品審評中心), a division of the NMPA mainly responsible for review and approval of IND and NDA
“CD38”	cluster of differentiation 38, a glycoprotein with ectoenzymatic functions, which is expressed on plasma cells and other lymphoid and myeloid cell populations

## GLOSSARY OF TECHNICAL TERMS

“CD4”	cluster of differentiation 4, a glycoprotein found on the surface of immune cells such as T helper cells
“CD47”	cluster of differentiation 47, a broadly expressed protein that costimulates T cells, facilitates leukocyte migration, and inhibits macrophage scavenger function
“centralized tender”	a procurement process in the form of public tender operated and organized by provincial or municipal government agencies for the procurement of drugs and medical devices by the public medical institutions, the bids of which will be assessed by a committee composed of pharmaceutical and medical experts based on a number of factors, including but not limited to, bid price, product quality, clinical effectiveness, product safety, qualifications and reputation of the manufacturer, after-sale services and innovation
“chondrocyte”	a type of cell found in cartilage tissue that produces and maintains the cartilaginous matrix, essential for skeletal function and joint movement
“Class 3 medical device”	in China, medical devices are divided into Class I, Class II, and Class III with risk levels rising in sequential order. The risk level is determined based on the device’s intended purpose with various other factors, including structure characteristics, the form of use, the status of use, whether the device contacting the body, etc. Class 3 medical devices, including but not limited to drug-device combination products mainly functioning as medical devices, medical devices that can be absorbed by the human body and active body-contacting devices that have a significant influence on medical effects, are characterized by higher risks, requiring rigorous evaluation and regulatory control to ensure safety and effectiveness, subject to specific oversight measures
“Class II hospital”	hospital affiliated with a medium size city, county or district with a capacity exceeding 100 registered beds but less than 500



## GLOSSARY OF TECHNICAL TERMS

“Class III hospital”	top-level hospital in China, typically having more than 500 registered beds, providing high-level specialist medical and healthcare services
“CMC”	chemistry, manufacturing, and controls
“CSD”	critical-size defect, bone or tissue wound or defect that will not heal by itself without intervention over a long period
“daratumumab”	an anti-CD38 drug for the treatment multiple myeloma
“delayed union”	when a fracture takes longer than usual to heal
“detemir”	a long-acting insulin analog used to control high blood sugar in diabetes by mimicking the body’s natural insulin response
“diabetes”	a chronic disease that occurs either when the pancreas does not produce enough insulin or when the body cannot effectively use the insulin it produces
“DPP-4 inhibitor”	dipeptidyl peptidase 4 inhibitor, a class of oral hypoglycemics that block the enzyme dipeptidyl peptidase-4 to prolong incretin hormone activity to regulate blood glucose levels for the treatment of T2DM
“drug-device combination”	drug-device combination products refer to medical products composed of drugs and medical devices, and are produced as a single entity. Drug-device combination products can play a critical role in enhancing the therapeutic benefit of drugs, ensuring patient convenience, and reducing costs to the healthcare system. In China, drug-device combination products can be divided into drug-led drug-device combination products, which shall be registered in accordance with the relevant requirements for drugs, and device-led drug-device combination products, such as Guyoudao, which shall be registered in accordance with the relevant requirements for medical devices

## GLOSSARY OF TECHNICAL TERMS

“drug master file”	a confidential document submitted to regulatory agencies containing detailed information about facilities, processes, or materials used in the manufacturing, processing, and packaging of a drug
“dulaglutide”	a GLP-1 receptor agonist used for the management of T2DM, enhancing insulin secretion and suppressing glucagon
“E. Coli expression system”	a widely used platform for producing recombinant proteins that utilizes engineered Escherichia coli bacteria for gene expression
“enoxaparin sodium”	a low molecular weight heparin as a type of medication that helps prevent the formation of harmful blood clots in the body
“enterokinase”	an enzyme that plays a crucial role in digestion by activating the enzymes that break down the food in the small intestine
“excipient”	an inactive substance formulated alongside the active ingredient of a medication, used to bulk up formulations that contain potent active ingredients
“exenatide”	a GLP-1 receptor agonist used in T2DM treatment to enhance insulin secretion and lower blood glucose levels
“expert consensus”	a statement or guideline on a particular medical topic, formulated by a panel of experts reflecting the medical knowledge accumulated by those experts and provides information about professional medical care and advice
“factor IIa”	also known as thrombin, a key enzyme in the blood coagulation process that converts fibrinogen to fibrin, leading to clot formation
“factor Xa”	an enzyme in the coagulation cascade that plays a central role in converting prothrombin to thrombin, leading to blood clot formation
“first-to-market”	first to receive NDA approval
“FDA”	U.S. Food and Drug Administration

## GLOSSARY OF TECHNICAL TERMS

“FDA drug shortage list”	an official register maintained by the FDA detailing current shortages of pharmaceutical drugs in the U.S.
“fosaprepitant”	a medication used as an antiemetic to prevent nausea and vomiting caused by chemotherapy
“fulvestrant”	an estrogen receptor antagonist used for treating hormone-receptor-positive metastatic breast cancer in postmenopausal women
“G-CSF”	granulocyte colony-stimulating factor, a glycoprotein that stimulates the bone marrow to produce granulocytes and stem cells and release them into the bloodstream
“gastrointestinal peristalsis”	a series of wave-like muscle contractions that occur in the gastrointestinal tract that move food and liquid through the digestive system
“generic pharmaceutical” or “generic drug”	a pharmaceutical that contains the same active ingredients as an original formulation and is comparable in dosage form, strength, quality, performance and intended use
“GFA”	gross floor area
“glass ampoules”	a small, sealed glass container that is used to hold a pharmaceutical compound, typically a liquid, in a sterile condition
“glioblastoma”	a fast-growing, aggressive type of central nervous system tumor that forms on the supportive tissue of the brain
“GLP-1”	Glucagon-like peptide-1, an incretin hormone secreted by L-cells in the distal intestinal ileum and colon after eating
“GLP-1RA”	Glucagon-like peptide-1 receptor agonist, a class of drugs that reduce blood sugar and energy intake by activating the GLP-1 receptor
“glucagon”	a hormone produced by the pancreas that raises blood glucose levels, acting as a counterbalance to insulin

## GLOSSARY OF TECHNICAL TERMS

“glucocorticoid osteoporosis”	a common form of secondary osteoporosis, resulting from chronic use of glucocorticoid medications, which can interfere with bone remodeling and calcium absorption, leading to increased bone fragility and risk of fractures
“GMP”	good manufacturing practice, the practices required in order to conform to the guidelines recommended by agencies that control the authorization and licensing of the manufacture and sale of products
“GSP”	good supply practice, guidelines and regulations from time to time issued pursuant to the Drug Administration Law of the PRC (《中華人民共和國藥品管理法》) to provide quality assurance and ensure that pharmaceutical distribution enterprises distribute pharmaceutical products in compliance with the guidelines and regulations
“HbA1c”	glycated hemoglobin, a type of protein that is chemically linked to sugar, the level of which is indicative of the blood sugar level and can be used as a diagnostic test for diabetes
“helper T cell”	also known as CD4+ cell or CD4-positive cell, a type of T cell that activate and direct other immune cells, orchestrating the response of body to infections and diseases by releasing signaling molecules called cytokines
“hematopoietic stem cell”	an undifferentiated cell found in the bone marrow that have the ability to give rise to all types of blood cells, including red blood cells, white blood cells, and platelets.
“hemodialysis”	a medical procedure used to remove waste products and excess fluid from the blood when the kidneys are not functioning properly
“HR+ breast cancer”	hormone receptor-positive breast cancer, a subtype of breast cancer that has cells expressing receptors for hormones such as estrogen and/or progesterone

## GLOSSARY OF TECHNICAL TERMS

“hyaluronidase”	an enzyme that catalyzes the degradation of hyaluronic acid, breaking down its polysaccharide chains to facilitate the dispersion and absorption of fluids and drugs
“hypoglycemia”	a medical condition characterized by an abnormally low level of glucose (sugar) in the blood, often resulting in symptoms such as shakiness, sweating, confusion, and in severe cases, unconsciousness or seizures
“idiopathic”	a term used to describe a disease or condition that arises spontaneously or for which the cause is unknown
“IL”	interleukin, a type of cytokine that are expressed and secreted by white blood cells (leukocytes) and various other cells within the body
“IL-11 receptor” or “IL-11R $\alpha$ ”	a protein that binds interleukin-11 (IL-11), a cytokine involved in a variety of cellular processes such as inflammation, bone metabolism, and tissue regeneration
“IND”	investigational new drug, an application and approval process required before drug candidates may commence clinical trials
“intravenous administration”	a method of delivering medication or fluids directly into the bloodstream through a vein
“IP”	intellectual property
“KOLs”	Key Opinion Leaders, doctors that influence their peers’ medical practice, including but not limited to prescribing behavior
“light-chain amyloidosis”	a rare and serious condition caused by the abnormal proliferation of plasma cells in the bone marrow, leading to the production of misfolded light chains that form amyloid deposits in tissues and organs, impairing their normal function
“liraglutide”	a GLP-1 receptor agonist with an extended half-life

## GLOSSARY OF TECHNICAL TERMS

“low molecular weight heparin sodium” or “LMWH”	a class of anticoagulant medications used to prevent and treat thrombosis
“lyophilized powder”	a medication or vaccine preparation that has been freeze-dried into a powder form
“lyophilized powder injection”	a medication or vaccine preparation that has been freeze-dried into a powder form for stability and is intended to be reconstituted with a solvent or diluent before use as an injectable therapy
“MASH”	metabolic dysfunction-associated steatohepatitis, also known as nonalcoholic steatohepatitis, severe form of nonalcoholic fatty liver disease characterized by inflammation of the liver and damage to liver cells, which can lead to fibrosis (scarring) or cirrhosis
“medical device”	instrument, apparatus, implement, machine, implant, <i>in vitro</i> reagent, or other similar or related article intended for the diagnosis, prevention, monitoring, treatment, or alleviation of disease
“megakaryocyte progenitor cell”	a precursor cell in the bone marrow that gives rise to megakaryocytes, which are the large bone marrow cells responsible for the production of platelets necessary for blood clotting
“metabolic disease”	a medical condition that occurs when the normal metabolism reactions of a patient are disrupted, affecting how the patient’s body processes and distributes macronutrients like proteins, fats, and carbohydrates
“monoclonal antibody”	an antibody produced from a cell lineage made by cloning a unique white blood cell
“MSC”	mesenchymal stem cell, a type of cell that can differentiate into a variety of cell types, including osteoblasts (bone cells), chondrocytes (cartilage cells), myocytes (muscle cells), and adipocytes (fat cells that give rise to marrow adipose tissue)
“multiple myeloma”	a type of blood cancer that affects plasma cells, which are a type of white blood cell made in the bone marrow

## GLOSSARY OF TECHNICAL TERMS

“myelodysplastic”	a group of diverse bone marrow disorders in which the bone marrow does not produce enough healthy blood cells
“NCCN”	National Comprehensive Cancer Network, an alliance of leading cancer centers dedicated to improving the quality, effectiveness, and efficiency of cancer care so that patients can live better lives who develops evidence-based clinical guidelines to provide high-quality, state-of-the-art care to cancer patients
“NDA”	New Drug Application, the formal proposal to apply for the approval a new pharmaceutical for sale and marketing
“neutropenia”	a hematological disorder characterized by an abnormally low count of neutrophils, which are a type of white blood cell that serves as a primary defense against infections by destroying bacteria, fungi, and other pathogens in the blood
“NK-1”	neurokinin-1, a neurotransmitter that plays a role in the vomiting reflex
“NMPA”	National Medical Products Administration (國家藥品監督管理局), the Chinese regulatory body responsible for the supervision and administration of pharmaceuticals, medical devices, and cosmetics in China
“non-Q-wave myocardial infarction”	a type of heart attack which does not produce the specific Q waves on an electrocardiogram that are typically associated with a classic heart attack
“non-ST myocardial infarction”	a type of heart attack that does not cause ST-segment elevation on an electrocardiogram
“nonunion”	when a broken bone fails to heal
“NRDL”	China’s National Reimbursement Drug List
“obesity”	a medical condition characterized by an excess of body fat that presents a risk to health, typically defined by a body mass index (BMI) of 28 or higher in China



## GLOSSARY OF TECHNICAL TERMS

“ONFH”	osteonecrosis of the femoral head, a medical condition characterized by the death of bone tissue in the head of the femur (thigh bone) due to a lack of blood supply
“originator product”	the original pharmaceutical drug that has been authorized for market after having proven its safety, efficacy, and quality through extensive research, including preclinical and clinical studies
“orthopedic”	the branch of medicine dealing with the correction of deformities of bones or muscles
“osteoblast”	a type of cell that is responsible for bone formation. Osteoblasts synthesize and secrete the collagen matrix and calcium salts needed to build the hard structure of bone
“osteoconduction”	a property of a material acting as a scaffold that supports the attachment, growth, and proliferation of new bone cells
“osteoinductive”	the ability of drugs or medical devices to induce the differentiation of bone progenitor cells into osteoblasts
“osteoporosis”	a skeletal disorder characterized by compromised bone strength predisposing to an increased risk of fracture
“overweight”	a term used to refer an excess body weight relative to height, typically defined by a body mass index (BMI) of 25 to 29.9
“palonosetron”	a 5-HT <sub>3</sub> receptor antagonist used for the treatment of chemotherapy-induced nausea and vomiting
“Part A of the NRDL”	Part A of the National Reimbursement Drug List, a category of the NRDL that typically includes essential medicines that are covered at a higher reimbursement rate
“Part B of the NRDL”	Part B of the National Reimbursement Drug List, a category of the NRDL that typically includes considered non-essential but are still covered by the national insurance system, albeit at a lower reimbursement rate compared to Part A drugs

## GLOSSARY OF TECHNICAL TERMS

“PEG modification”	polyethylene glycol modification, also known as PEGylation, a process of covalent attachment of PEG polymer chains to another molecule, normally a drug or therapeutic protein
“peptide drug”	a type of pharmaceutical that is composed of peptides, which are short chains of amino acids, the building blocks of proteins
“Phase I trial”	an initial clinical study conducted to evaluate the safety, tolerability, pharmacokinetics, and pharmacodynamics of a candidate drug or treatment in a small group of participants
“Phase II trial”	a clinical study designed to evaluate the efficacy, optimal dosing, and safety of a candidate drug or treatment in a targeted patient population
“Phase III trial”	a pivotal, large-scale study designed to evaluate the efficacy and monitor adverse reactions in diverse patient populations of a candidate drug or treatment to confirm its safety and effectiveness before regulatory approval
“Phase IV trial”	post-marketing surveillance study conducted to assess the long-term effects, optimal use, and additional safety parameters of a candidate drug or treatment in a broad patient population after regulatory approval
“protein expression system”	a method used in biotechnology to produce proteins by controlling the expression of genes in selected host cells
“R&D”	research and development
“receptor”	a protein molecule usually found on the surface of a cell that receives chemical signals from outside the cell
“recombinant DNA technology”	the technology used for producing artificial different genetic materials (DNA) through the combination of DNA from different sources

## GLOSSARY OF TECHNICAL TERMS

“recombinant protein”	a protein that has been produced in a laboratory using cells transfected with DNA engineered to carry the gene for a desired polypeptide. Recombinant proteins can have the same amino acid sequence as the corresponding naturally occurring protein, or have their sequence modified for improved properties such as solubility or production yield. Recombinant protein can play a critical role in increasing production of proteins, modifying gene sequences, and manufacturing useful commercial products
“rhBMP-2”	recombinant human bone morphogenetic protein 2, biologically engineered protein that is a synthetic version of a naturally occurring protein in the body known as bone morphogenetic protein 2 that stimulates bone growth and repair
“romosozumab”	a monoclonal antibody medication used for the treatment of osteoporosis
“sclerostin”	a negative regulator of bone growth
“semaglutide”	a peptide drug akin to the hormone GLP-1 developed for the treatment of diabetes, overweight and obesity and is being studied for 28 other indications, including MASH, Alzheimer’s disease, and cardiovascular diseases
“serotonin” or “5-HT3”	a neurotransmitter that has a wide array of functions in the human body that is linked to the feeling of nausea
“SGLT-2 inhibitor”	sodium-glucose cotransporter-2 inhibitor, a class of medications used primarily in the treatment of type 2 diabetes that work by inhibiting the sodium-glucose cotransporter-2 protein in the kidneys, resulting in the reduction of blood glucose levels by promoting the excretion of excess glucose in the urine
“SIRP $\alpha$ ”	signal regulatory protein alpha, a transmembrane protein that is found on the surface of certain cells, including neurons, immune cells, and others
“subcutaneous drug administration”	a route of drug administration where medications are injected into the subcutaneous layer of tissue beneath the skin

## GLOSSARY OF TECHNICAL TERMS

“systemic lupus erythematosus”	an autoimmune disease in which the immune system mistakenly attacks healthy tissue in many parts of the body
“T1DM”	type 1 diabetes mellitus, a disorder characterized by the pancreas’s failure to produce insulin, necessitating life-long insulin therapy
“T2DM”	type 2 diabetes mellitus, a metabolic disorder marked by insulin resistance and relative insulin deficiency, often associated with obesity and lifestyle factors
“thrombocytopenia”	a medical condition characterized by an abnormally low level of platelets in the blood
“thrombosis”	the formation of a blood clot, known as a thrombus, within a blood vessel
“trabecular bone”	a highly porous form of bone tissue that is organized into a network of interconnected rods and plates called trabeculae which surround pores that are filled with bone marrow
“unstable angina”	a medical condition characterized by sudden and unpredictable chest pain
“venous thromboembolic disease” or “VTE”	a medical condition that occurs when a blood clot forms in a vein
“volume-based procurement scheme” or “VBP scheme”	a set of drug and medical device procurement regulations implemented in China. The VBP scheme aims to achieve a lower price of pharmaceuticals and medical devices center on medical products with mature, high-volume clinical usage and sufficient market competition through a competitive bidding process for large-volume procurement. VBP scheme has been rolled out at both national and provincial levels
“β-cell”	a type of cell found in the pancreatic islets that produces and secretes the hormone insulin, which is crucial for regulating blood glucose levels
“5-HT3”	5-hydroxytryptamine receptor 3, a type of receptor for serotonin that is found in the central and peripheral nervous systems

## FORWARD-LOOKING STATEMENTS

This prospectus contains forward-looking statements and information that relate to our current expectations and views of future events. These forward-looking statements are contained principally in “Summary,” “Risk Factors,” “Industry Overview,” “Business,” “Financial Information” and “Future Plans and Use of Proceeds.” These statements relate to events that involve known and unknown risks, uncertainties and other factors, including those listed in “Risk Factors,” which may cause our actual results, performance or achievements to be materially different from any future results, performance or achievements expressed or implied by the forward-looking statements.

In some cases, these forward-looking statements can be identified by words or phrases such as “may,” “might,” “ought to,” “project,” “seek,” “will,” “would,” “expect,” “anticipate,” “aim,” “estimate,” “intend,” “could,” “should,” “consider,” “plan,” “believe,” “predict,” “project,” “potential,” “continue,” “outlook,” “schedule,” “going forward,” “is/are likely to” or other similar expressions. These forward-looking statements include, among other things, statements relating to:

- our operations and business prospects;
- our financial condition and performance;
- our capital expenditure plan;
- our ability to maintain good relationships with our business partners;
- future developments, trends and conditions (including economic, political and business conditions) in the industries and markets in which we operate or plan to operate;
- changes to the regulatory environment in the industries and markets in which we operate;
- the actions and developments of our competitors;
- the ability of third parties to perform in accordance with contractual terms and specifications;
- our ability to retain senior management and key personnel and recruit qualified staff;
- our ability to control or reduce costs;
- our ability to control our risks;
- our financial condition and performance, debt levels and capital needs;
- our dividend policy;
- various business opportunities that we may pursue;

## FORWARD-LOOKING STATEMENTS

- our business strategies, objectives and plans and our ability to achieve these strategies;
- changes or volatility in interest rates, foreign exchange rates, equity prices or other rates or prices, including those pertaining to the PRC and the industry and markets in which we operate; and
- capital market developments.

These forward-looking statements are subject to risks, uncertainties and assumptions, some of which are beyond our control. In addition, these forward-looking statements reflect our current views with respect to future events and are not a guarantee of future performance. Actual outcomes may differ materially from the information contained in the forward-looking statements as a result of a number of factors, including, without limitation, the risk factors set out in “Risk Factors.”

The forward-looking statements made in this prospectus relate only to events or information as of the date on which the statements are made in this prospectus. Except as required by law, we undertake no obligation to update or revise publicly any forward-looking statements, whether as a result of new information, future events or otherwise, after the date on which the statements are made or to reflect the occurrence of unanticipated events. You should read this prospectus completely and with the understanding that our actual future results or performance may be materially different from what we expect.

In this prospectus, statements of, or references to, our intentions or those of any of our Directors are made as of the date of this prospectus. Any of these intentions may change in light of future development.

## RISK FACTORS

*You should carefully consider all of the information set out in this prospectus, including the risks and uncertainties described below, before making an investment in our H Shares. Our business, financial condition and results of operations could be materially and adversely affected by any of these risks and uncertainties. The trading price of our H Shares could decline due to any of these risks, and you may lose all or part of your investment. Additional risks and uncertainties not presently known to us, or not expressed or implied below, or that we deem immaterial, could also harm our business, financial condition and results of operations.*

### RISKS RELATING TO OUR BUSINESS AND INDUSTRY

#### Key Risks Relating to Our Business and Industry

*Pricing regulations or other policies such as volume-based procurement (the “VBP”) that are intended to reduce healthcare costs could subject us to pricing and volume pressures and adversely affect our operations, revenue and profitability.*

PRC government authorities may reform the schemes of pricing control and statutory tender processes for pharmaceutical products or revise other policies affecting prices of pharmaceutical products over time. In November 2018, the Joint Procurement Office led by the State Administration for Medical Insurance published the “Papers on Centralized Drug Procurement in “4+7” Cities” (《4+7城市藥品集中採購文件》) (the “**Paper**”), which launched the national pilot scheme for centralized VBP. The Papers listed 31 drugs for this pilot scheme together with an intended volume commitment for each drug. The manufacturers and importers of the drugs are invited to bid to supply the drugs to public medical institutions in the “4+7” cities. The move is aimed at reducing drug prices and may potentially impact how drugs are priced and procured in China. On January 1, 2019, the General Office of the State Council also published the “Notice of Issuing Pilot Program of the Centralized Procurement and Use of Drugs Organized by the State” (the “**Notice**”) (《國務院辦公廳關於印發國家組織藥品集中採購和使用試點方案的通知》). The Notice provides additional detailed measures in the implementation of the national pilot scheme for centralized VBP in the “4+7” cities. Among the 31 drugs listed in the Papers for the pilot scheme, 25 drugs were successfully procured. In September 2019, the Joint Procurement Office published the “Papers on Centralized Drug Procurement in Alliance Areas” (《聯盟地區藥品集中採購文件》), which further expanded the scope of centralized VBP of such 25 drugs to 25 provinces and autonomous regions (except for the “4+7” cities listed in the Papers). In October 2023, the Joint Procurement Office published the “Papers on Centralized Drug Procurement Nationwide” (《全國藥品集中採購文件》), listing 42 drugs for centralized procurement together with an intended volume commitment for each drug. Please refer to the paragraphs headed “Regulatory Overview — Laws and Regulations in Relation to New Drugs — The Drug Centralized Procurement in ‘4+7 Cities’ and Nationwide” for more details.

As of the Latest Practicable Date, we won the bids to supply three of our products, Jiouting, Yinuojia and Jifuwei, to public medical institutions nationally at discounted prices under relevant VBP lists. This mechanism operates on the principle of purchasing larger quantities of pharmaceutical products at lower prices. While this allows us to sell



## RISK FACTORS

our products in larger volumes, it also exerts downward pressure on the prices at which we sell our products to our distributors, thus impacting our gross profits and gross profit margins. For example, the average selling price of Jiouting decreased from RMB25.9 thousand in 2021 to RMB11.9 thousand in 2022, and further to RMB3.4 thousand in 2023, mainly because the inclusion of Jiouting into the relevant VBP schemes during the Track Record Period. There are uncertainties with respect to future drug coverage of centralized VBP schemes. As a result, there can be no assurance that we may have additional drugs added to such schemes in the future, which may result in increased pricing pressure on us and adversely affect our revenue and profitability. If our competitors win the bid in such schemes while we fail to do so for our products with the same generic names, demands for our products may decrease and our revenue, profitability and market share could be adversely affected. Moreover, even if we win the bid for our products, there may be discrepancies between the estimated procurement volumes set out in the tender documents and the actual procurement volumes. Consequently, there are uncertainties with respect to the impact of the implementation of centralized VBP schemes on the sales volume as well as the revenue of the winning products.

The National Healthcare Security Administration (國家醫保局) implemented the centralized VBP scheme for high-value medical consumables since 2020, which focuses on medical devices and consumables with mature, high-volume clinical usage and sufficient market competition. In 2023, the Joint Office for the Procurement of High-Value Medical Consumables (國家組織高值醫用耗材聯合採購辦公室) published the Notice on the National Volume-Based Procurement Scheme of Intraocular Lenses and Sport and Exercise Medical Consumables (the “**Procurement Notice**”), which announced, among others, the 4th VBP list for high-value medical consumables (the “**4th VBP List**”). Medical devices included in the 4th VBP List experienced considerable price reductions. BMP bone repair materials, characterized by their unique combination of biologics with medical device and innovativeness, are not included in the 4th VBP List.

Nevertheless, Clause 5 of the Procurement Notice (the “**Clause 5**”) provided that, for certain medical devices which are not included in the 4th VBP List, the local governments shall regulate their price through measures (the “**Price Regulation**”) such as the implementation of bidding requirement or price restrictions. BMP bone repair materials are among such products listed in Clause 5 and therefore, are subject to the Price Regulation to be imposed by relevant local regulatory authorities. According to CIC, such Price Regulation may result in uncertainties with respect to the impact of such price restrictions on the sales volume and revenue of Guyoudao. Pursuant to the Procurement Notice, manufacturers of BMP bone repair materials can choose to participate in the 4th VBP List on a voluntary basis. The application deadline to participate in the 4th VBP List is November 30, 2023 and no manufacturers of BMP bone repair materials participated in the 4th VBP List. According to CIC, it is unlikely that manufacturers of rhBMP-2 products would voluntarily participate in the national VBP scheme given the potential substantial decrease in sales price and the profit margin.

## RISK FACTORS

As of now, local regulatory authorities have not released detailed implementation rules for the Price Regulation, which may potentially come into effect as early as the second half of 2024 and may vary across provinces and be implemented nationwide in phases. In the absence of official guidance, the scope of potential price reductions under the Price Regulation remains uncertain. Additionally, since the government began to regulate prices of medical devices through bidding requirements or price restrictions only recently in 2023, there are not adequate previous benchmarks for comparison.

As advised by CIC, three instances of similar price regulation policies enacted by certain local authorities may serve as reference points for understanding the mechanisms and potential range of price restrictions under the Price Regulation: (1) Guizhou Provincial Healthcare Security Administration (貴州省醫療保障局) imposed price restrictions on certain orthopedic medical devices in 2023, which led to an average price reduction of 24.1% post-implementation; (2) Sichuan Province Healthcare Security (四川省醫療保障局) introduced a bidding requirement in the procurement of dental crowns in 2023, resulting in an average price decrease of 20.9%; and (3) Anhui Provincial Centralized Procurement Platform (安徽省醫藥集中採購平台) imposed price restrictions on certain vascular access devices in 2024, which led to an average price reduction of 18.8%. As further advised by CIC, as these precedents vary across different provinces and do not include BMP bone repair materials, it would not be prudent to directly infer that the anticipated price reductions resulting from the Price Regulation will align with any of these examples; however, drawing from these market precedents, there is a possibility that the expected price decrease for rhBMP-2 products following the implementation of the Price Regulation could range from 10% to 25%.

Unlike the 4th VBP List, the Price Regulation to be imposed is not volume based. As the Price Regulation does not stipulate the quantity of a product the winning bidder can sell, it generally does not have any direct impact on the sales volume of the product. Nevertheless, as the Price Regulation typically leads to price decreases, it can increase the patient access to the product and correspondingly, sales of the product as a result of lowered price.

Any such or future changes of policies, which we may not be able to predict or control, could create uncertainties materially and adversely affecting our product pricing, and accordingly, revenue and profitability.

Further, under the terms of our distribution agreements, we and the relevant distributors may adjust the supply price of our products in the event of a price change as a result of regulatory or policy changes or centralized tender processes. However, in the event that any retail price changes after our products are delivered to our distributors but before they are sold to medical institutions, we may bear the upside potential as well as downside risk from any such retail price change for the relevant products. As advised by the CIC, it is customary practice in the pharmaceutical industry for market players to bear risks from retail price change as a result of regulatory or policy changes or centralized tender processes even after the products are delivered to distributors. According to our distribution agreements, compensation is provided only for orders currently being executed and impacted. In such case, we would offset the sales revenue for relevant period by the compensation amount that we paid to relevant distributors, determined based on

## RISK FACTORS

the disparity in prices before and after the price reduction. During the Track Record Period, following the price reduction of our product Yinuojia subsequent to its inclusion into the national VBP scheme in 2023, we made the price adjustment compensation to relevant distributors amounting to RMB1.3 million in 2023, which is relatively minimal primarily attributable to our effective inventory management policy. See “Business — Sale, Marketing and Distribution — Distribution — Distributor Management — Price Adjustment Compensation” for more details.

*We operate in a highly competitive environment, and we may not be able to compete effectively against current and future competitors selling competing drugs, which could subject us to the pressure of price reduction and adversely affect our operations, revenue and profitability.*

We operate in a highly competitive environment and we may not be able to compete effectively against current and future competitors. Our inability to compete effectively could result in decrease of sales, reduction of price and loss of market share, any of which could have a material adverse effect on our results of operations and profit margins.

Our key competitors are large national and regional manufacturers of pharmaceutical and medical device products, including large state-owned pharmaceutical companies. We also compete with multinational pharmaceutical companies. Our products primarily compete with products that are indicated for similar conditions as our products on the basis of efficacy, safety, price, brand, general market acceptance and recognition. Our competitors may be able to more quickly or more successfully discover, develop, acquire or market effective substitutes for our products for a number of reasons, including:

- the patents for certain products in our product portfolio, as well as certain product candidates we intend to develop, do not cover the underlying APIs. Therefore, our competitors may formulate substitute products utilizing the same APIs. In addition, the patents for certain products in our product portfolio have expired or will expire in a short period of time. Following the expiration of the relevant patents, our existing or future competitors may be able to develop and introduce substitute products to our products which may be identical in formulation;
- we sourced APIs for certain of our products from third-party suppliers, some of whom are our competitors and are well-positioned to compete with us leveraging their strong control over the APIs essential for the production of our relevant products;
- certain of our main products have been sold in the PRC market for a long period of time, which makes these products susceptible to substitute products that are more effective clinically or cost-wise as a result of technological developments, changes in treatment protocols and other medical advances that have occurred subsequent to the initial development of our products;

## RISK FACTORS

- our products typically target conditions that are in high demand for medical treatment in China, and, as a result, our competitors, some of whom may have greater clinical, research, regulatory, manufacturing, marketing, financial and human resources than us, may elect to focus these resources on developing, importing or in-licensing and marketing products in the PRC that are substitutes for our products or in areas where we are developing product candidates or new indications for our existing products; and
- many of our competitors have more extensive sales and marketing resources than us, which enables them to have better access to hospitals and medical institutions in order to gain market acceptance for their substitute products.

Most of our marketed products and product candidates are biosimilars or generic chemical drugs. Considering the relatively lower risk in biosimilar and generic drug development as compared to innovative drugs and the visible market potential, as well as taking into account our track record of developing biosimilars and generic chemical drugs in China, we will continue to leverage our strong commercialization and R&D capabilities to develop, among others, new biosimilars in anticipation of upcoming major patent expiries for blockbuster drugs. Therefore, we expect to rely financially on this product segment going forward. Nevertheless, the successful development and commercialization of biosimilars may be affected by multiple factors, including but not limited to the timing of product launch, the successful negotiation of new collaboration contracts, the potential patent extension of the originator products, the rapid development in the relevant therapeutic areas and the evolvement of the competitive landscapes.

In particular, as most of our marketed products are generic pharmaceuticals, they face strong competition from the originator drugs and other generic versions, which may be sold at lower prices and therefore put pricing pressure on our products. Certain of our products are first-to-market generic pharmaceutical products based on originator drugs, and the protection or monitoring period, if any, for many of our products has lapsed. Please refer to the paragraphs headed “Business — Our Products — Our Marketed Products — Oncology Products — Jilifen” and “— Hematology Products — Jipailin” for more details. Further, other pharmaceutical companies may obtain the relevant production approvals to sell generic pharmaceutical products with similar formulation or production processes in China, which could subject us to additional competition and adversely affect our business and results of operations. If we fail to protect our products from competition and remain competitive, our revenue and profitability may be materially and adversely affected.

Our products may also face increased competition from substitute products manufactured by overseas pharmaceutical companies that are seeking to access or further penetrate the PRC market. To the extent that our competitors’ substitute products are, or are perceived to be, more clinically or cost effective than ours, or otherwise gain wider market acceptance than any of our pharmaceutical products, this could adversely affect our sales volumes and pricing levels for the relevant products. If pharmaceutical products manufactured overseas are perceived more favorably than products manufactured

## RISK FACTORS

domestically in the PRC, it could erode our market share and have a material and adverse impact on our results of operations and prospects.

In addition, there may also be significant consolidation in the pharmaceutical industry among our competitors, or alliances developed among competitors that may rapidly acquire significant market share. If we fail to effectively compete with our competitors or adjust to structural changes in the pharmaceutical industry, our operations and profitability may be materially and adversely affected.

*We rely on the sales of certain major products in China, which account for a substantial portion of our total revenue. If we are unable to maintain the sales volume, pricing levels and profit margins of such products due to factors such as competition or change in market environment, our operations, revenue and profitability could be adversely affected.*

During the Track Record Period, our revenue was primarily generated from the sales of three products in mainland China, mainly including Guyoudao, Yinuojia and Jilifen. Revenue generated from such three products accounted for 56.9%, 75.1%, 81.1% and 78.6% of our total revenue for the years ended December 31, 2021, 2022, 2023 and the six months ended June 30, 2024, respectively, among which, revenue generated from Guyoudao accounted for 27.2%, 39.5%, 55.1% and 59.0% of our total revenue for the respective year. We expect that revenue from the sales of these products will continue to contribute a significant portion of our revenue in the near future. If we fail to maintain the sales volume, pricing levels and profit margins of our commercialized products, to achieve or further promote the widespread market acceptance of our products, or to grow or retain our customers or consumer base, our business, results of operations and financial condition may be materially and adversely affected.

As our revenue is, and we expect will continue to be, concentrated in a certain major products, we may be particularly susceptible to factors adversely affecting the sales volume, pricing level or profitability of any of the products we generate revenue from. Factors that could adversely affect the sales volumes, pricing levels and profitability of the products we sell include: exclusion from, or reduced coverage under, the provincial or other government-sponsored medical insurance programs, the impact of government pricing regulations, competition and lack of success in the centralized tender process necessary for sales to PRC public hospitals and other medical institutions, sales of substitute products by competitors, interruptions in the supply of raw materials, increases in the cost of raw materials, issues with product quality or side effects, intellectual property infringements, adverse changes in our sales and distribution network, and unfavorable policy, regulatory or enforcement changes. Many of these factors are outside of our control, and any factor adversely affecting the sales volumes, pricing levels and profit margins of our products could adversely affect our operations, revenue and profitability. For example, our revenue from oncology and hematology therapeutic areas declined during the Track Record Period primarily because most of our marketed products in these therapeutics areas are biosimilars or generic small molecule drugs subject to the impact of the VBP schemes, which has exerted downward pressure on the prices and sales volume of relevant products during the Track Record Period. See “Business — Pricing — VBP Schemes” for more details.

## RISK FACTORS

*If the products we sell are excluded or removed from national, provincial or other government sponsored medical insurance programs, or are included in any national or provincial negative catalogs, our sales, profitability and business prospects could be adversely affected.*

Under medical insurance programs in the PRC, patients are entitled to full or partial reimbursement of costs for pharmaceutical products listed in the NRDL or relevant provincial medical insurance catalogs, or included in provincial insurance schemes regarding special medications for the treatment of major diseases, or other medical insurance reimbursement lists. The inclusion or exclusion of a pharmaceutical product in or from any of such medical insurance catalogs, or any limitation imposed on the coverage of a pharmaceutical product, will significantly affect the demand for such product in the PRC. As of the Latest Practicable Date, all of our marketed drug products have been listed in the Part B of the NRDL list. Being part of the NRDL has implications for our Company as it determines the medical insurance reimbursement standards for our products. This may also lead to a decrease in the price of our products in certain provinces due to the transparent, multi-party negotiation mechanism for pricing. Since there is no national-level reimbursement list for medical devices, the reimbursement policies for medical devices vary across different regions. As of the Latest Practicable Date, our drug combination products were included in the medical device reimbursement list of ten provinces and municipalities, namely Shanghai, Jilin, Anhui, Guangdong, Jiangxi, Hebei, Hainan, Hubei, Gansu and Chongqing. Please refer to the paragraphs headed “Business — Pricing — National Reimbursement Drug List” for more details.

The selection of pharmaceutical products for listing in medical insurance catalogs is based on a variety of factors, including clinical needs, frequency of use, effectiveness, safety and price, many of which are beyond our control. Moreover, the relevant PRC government authorities may also, from time to time, based on the actual situation, review and revise, or change the scope of reimbursement for, the products that are already listed in any medical insurance catalog. There can be no assurance that any of our products currently listed in these medical insurance catalogs will remain listed, or that changes in the scope of reimbursement will not negatively affect our products. If any of our products or their indications are removed from any medical insurance catalog, or if the scope of reimbursement is reduced, demand for our products may decrease and our revenue and profitability could be adversely affected. Furthermore, if we are unable to get new products listed in these medical insurance catalogs, our business prospects could be adversely affected.

In addition, the National Health Commission (國家衛生健康委員會, the “NHC”) and National Administration of Traditional Chinese Medicine (國家中醫藥管理局) jointly issued the “First Batch of National Key Drug List for Monitoring and Prescription Control (Chemical and Biological Products)” (《第一批國家重點監控合理用藥藥品目錄(化藥和生物製品)》) (the “**Control List**”) in June 2019, which requires medical institutions to strictly monitor and control the clinical use of pharmaceuticals included therein, therefore significantly decreasing physicians’ capability as well as willingness to prescribe the relevant pharmaceuticals. As of the date of this prospectus, none of our products is included in the Control List. There can be no assurance that similar catalogs will be issued at national or provincial level, nor can we predict future pharmaceutical coverage of such



## RISK FACTORS

catalogs. If any of our products are included in such negative catalogs, demand for our products may decrease and our revenue and profitability could be adversely affected.

*Our products and future approved product candidates may fail to achieve or maintain the degree of market acceptance by physicians, medical institutions, pharmacies, patients, third-party payers and others in the medical community necessary for commercial success, and the actual market size of our product candidates might be smaller than expected.*

The commercial success of our products, including existing or future products, is highly dependent on their continued market acceptance among patients, healthcare practitioners, and others in the medical community. We believe that the market acceptance of our products and future approved product candidates depends on many factors, including: (i) the perceived advantages of our products over competing products and the availability and success of competing products; (ii) the safety and efficacy of our products and the prevalence and severity of side effects, if any; (iii) the pricing and cost effectiveness of our products; (iv) the effectiveness of our sales and marketing efforts; (v) publicity concerning our products or competing products; and (vi) our ability to respond to changes in needs and preferences of healthcare practitioners and patients.

In addition, market acceptance of a product is also affected by whether it is included in the NRDL or provincial medical insurance catalogs. For more details, please refer to the paragraphs headed “— If the products we sell are excluded or removed from national, provincial or other government sponsored medical insurance programs, or are included in any national or provincial negative catalogs, our sales, profitability and business prospects could be adversely affected” in this section. If our products fail to achieve or maintain widespread market acceptance, or if new products introduced by our competitors are more cost-effective or are received more favorably by physicians, medical institutions, pharmacies, patients, third-party payers and others in the medical community, our products may be rendered obsolete, and the demand for our products may decline and our business and profitability may be materially and adversely affected.

Furthermore, the actual market size of our product candidates may not be as large as we anticipate, influenced by various factors such as market acceptance, pricing, and patient availability. The number of patients in the addressable markets may turn out to be lower than expected, or new patient identification and access may become more challenging. Any of the above unfavorable developments could adversely impact on our business, financial condition and results of operations.

*If the clinical trials of our product candidates fail to demonstrate safety and efficacy profiles to the satisfaction of regulatory agencies, or fail to produce positive results, we may incur additional costs in completing the development and commercialization of the product candidates, or delay the completion schedule, or ultimately fail to complete the development and commercialization of the product candidates.*

Before obtaining regulatory approval for the sale of our product candidates, we must conduct extensive clinical trials to demonstrate their safety and efficacy, but there can be no assurance that such trials will be completed in a timely or cost-effective manner,



## RISK FACTORS

due to the inherently unpredictable nature of clinical drug development. Specifically, we may experience numerous unexpected events throughout the clinical trials, including but not limited to: (i) regulators, institutional review boards (“**IRBs**”) or ethics committees after assessing the situation at that time, not authorizing us or our investigators to commence a clinical trial or conduct a clinical trial at a prospective trial site; (ii) our inability to reach agreements on acceptable terms with prospective CROs, SMOs and hospitals as trial centers; (iii) manufacturing issues, including problems with manufacturing, supply quality, compliance with good manufacturing practice (“**GMP**”), or obtaining sufficient quantities of a product candidate for use in a clinical trial in a timely manner; (iv) clinical trials producing negative or inconclusive results, and additional clinical trials or abandoning drug development programs being required; (v) our third-party contractors’ failure to comply with regulatory requirements or meet their contractual obligations to us in a timely manner, or at all; (vi) unavoidable suspension or termination of clinical trials for various reasons, including a finding of lack of clinical response or other unexpected characteristics or a finding that participants are being exposed to unacceptable health risks; (vii) the cost of clinical trials being greater than we anticipate; (viii) the supply or quality of our product candidates or other materials necessary to conduct clinical trials being insufficient or inadequate; and (ix) the results of early clinical trials not being predictive of the results of later-stage clinical trials, and initial or interim results of a trial not being predictive of final results.

If we experience delays in the completion of, or the termination of, a clinical trial of any of our product candidates because of any of the foregoing events, the commercial prospects of that product candidate will be harmed. Specifically, we may (i) be delayed in obtaining regulatory approval; (ii) be required to conduct additional clinical trials or other testing beyond those that we currently contemplate; (iii) not obtain approval for indications that are not as broad as intended; (iv) be subject to additional post-marketing testing requirements; (v) be subject to restrictions on how the product is distributed or used; or (vi) be unable to obtain reimbursement for the use of the product. Consequentially, any delays in completing our clinical trials will increase our costs, slow down our product candidate development and approval process, and jeopardize our ability to commercialize our approved products and generate related revenue.

A major risk we face is the possibility that we may be prevented or delayed in obtaining marketing approval for such product candidates if the results of our ongoing or future preclinical studies and clinical trials are inconclusive with respect to the safety and efficacy of our product candidates, if we do not meet the clinical endpoints with statistical and clinically meaningful significance, or if there are safety concerns associated with our product candidates. In some instances, there can be significant variability in safety or efficacy results between different preclinical studies and clinical trials of the same product candidate due to numerous factors, including changes in trial procedures set forth in protocols, differences in the size and type of the patient populations, changes in and adherence to the clinical trial protocols and the rate of dropout among clinical trial participants.

## RISK FACTORS

*If we are unable to succeed in tender processes to sell our products to public hospitals and other medical institutions, we may lose market share and our operations, revenue and profitability could be adversely affected.*

The majority of the products we sell to our distributors are then sold to public hospitals and other public medical institutions in China. Each public medical institution in China must generally procure drugs through a provincial centralized drug purchase platform and make substantially all of its purchases of pharmaceutical products through a centralized tender process. We submit bids in a centralized tender process to supply our products to these institutions at specified prices. Our bids are generally considered on the basis of price relative to substitute products and their clinical effectiveness, as well as the quality of our products and services, among other things. If we are successful in winning bids in a centralized tender process, the relevant products will be sold to the public hospitals and other public medical institutions at the bid prices, which is one of the primary determinants of the prices at which we sell our products to our distributors. The centralized tender process can create pricing pressure among substitute products or products that are perceived to be substitute products. Please refer to the paragraphs headed “Business — Pricing” for more details.

Our sales volumes and profitability depend on our ability to successfully differentiate our products and price of our bids in a manner that enables us to succeed in the centralized tender process at profitable levels. If we are unable to do so, we will lose the revenue associated with the sale of the affected pharmaceutical products to the relevant PRC public hospitals and other public medical institutions, which may have a material and adverse impact on our market share and operations. Potential changes in regulations of provincial and municipal tender processes may further increase the public medical institution procurement covered through the tender processes and limit the profits available to pharmaceutical companies, which may further affect our operations, revenue and profitability.

We may fail to win bids in a centralized tender process due to various factors including reduced demand for the relevant product, uncompetitive bidding prices, failure to meet certain quality requirements, insufficient service quality to meet tender requirements, the relevant product is perceived to be less clinically effective than competing products, or our services or other aspects of our operations are perceived to be less competitive. If the products we sell are not selected in the centralized tender process in one or more regions, we will be unable to sell the relevant products to the public hospitals and other public medical institutions in those regions, and our market share, revenue and profitability could be adversely affected.

*If we fail to maintain and optimize an effective distribution network for our products or encounter problems with our distributors, our operations, revenue and profitability could be adversely affected.*

Our ability to maintain and grow our sales depends on our ability to manage, expand and optimize distribution channels that ensure timely delivery of our products across and outside of China where market demand for our products is generated through our promotion and marketing activities, or otherwise. Consistent with the industry

## RISK FACTORS

practice, we sell our products either by ourselves or through distributors in China and overseas markets. As of June 30, 2024, we had a domestic distribution network of over 600 distributors and an overseas distribution network of seven distributors, which we rely on to distribute a substantial portion of our products. In 2021, 2022, 2023 and the six months ended June 30, 2024, we generated 72.8%, 73.8%, 65.9% and 59.5% of our total revenue through sales to distributors, respectively. However, all of our distributors, except for Huadong Medicine, are Independent Third Parties over whom we have limited control. We cannot assure you that our distributors will always distribute our products in an effective manner. For example, if our distributors distribute our products outside their designated distribution areas as provided under their distribution agreements with us, the effectiveness of our distribution network could be adversely affected. During the Track Record Period, distributors in our domestic distribution network engaged no sub-distributors for distribution of our products in China, and distributors in our overseas distribution network engaged four respective overseas sub-distributors. We have limited control over these sub-distributors. It is difficult to monitor their compliance with regulatory requirements and business practices. Non-compliance by any of our distributors or sub-distributors under applicable regulations may adversely affect the sales and distribution of our products. Further, as we rely on our distributors and sub-distributors to manage their sales practices, we have limited control over the ultimate sales by these distributors and sub-distributors. We cannot assure you that they will at all times comply with our sales policies or that they will not compete with each other for market share in respect of our products. If any of our distributors or sub-distributors fails to distribute our products to their customers in a timely manner, overstock, or carries out actions which are inconsistent with our business strategy, it may adversely affect our future sales. There may be instances when these distributors or sub-distributors take actions which are not consistent with our business strategies, such as failure to follow our pricing and marketing policies and participate in our marketing and promotional activities. Any occurrence of aforementioned non-compliance may in turn materially and adversely affect our business, financial condition, and results of operations and prospects.

In line with industry practice in China, we typically enter into distribution agreements with our distributors for a prescribed term. Please refer to the paragraphs headed “Business — Sales, Marketing and Distribution — Distribution” for more details. We may not be able to renew these agreements with our distributors on commercially acceptable terms or at all. Our distributors may elect not to renew their distribution agreements with us or otherwise terminate their business relationships with us for various reasons, including in the event that PRC pricing regulations or other factors substantially limit the margins they can obtain through the resale of our products. In addition, we may not be able to establish business relationships with new distributors to support the continued growth of our business. In the event that a significant number of our distributors terminate their relationships with us, or we are otherwise unable to maintain and expand our distribution network effectively, our business, results of operations and financial condition could be materially and adversely affected. Additionally, in the event that a significant number of our distributors cease or reduce their purchases of our products or fail to meet the terms provided in our distribution agreements, our business, financial condition and results of operations may be materially and adversely affected.

## RISK FACTORS

Moreover, as one of the measures of the PRC healthcare system reform, the State Council together with seven other central government departments (including the NHC and the NMPA) jointly issued the Notice of Publishing Opinions on Implementing Two-Invoice System in Drug Procurement Among Public Medical Institutions (For Trial Implementation) (《印發關於在公立醫療機構藥品採購中推行「兩票制」的實施意見(試行)的通知》) on December 26, 2016. Please refer to the paragraphs headed “Regulatory Overview — Laws and Regulations in Relation to New Drugs — Drug Distribution and Two-Invoice System.” The “Two-Invoice System” refers to the system under which the value added invoices are allowed to be issued twice aggregately in the process of the distribution, where one value added invoice to be issued from pharmaceutical manufacturers to pharmaceutical distributors and the other value added invoice to be issued from pharmaceutical distributors to medical institutions. The domestic general agent within the territory of the PRC for overseas drugs can be deemed as a pharmaceutical manufacturer under the “Two-Invoice System”, provided that only one such general agent is permitted within the territory of the PRC. To meet this requirement, many drug manufacturers have reduced the tiers of distributors, or converted drug distributors into contracted service organizations. As a result, the system significantly limits the options for companies like us to use multiple tiers of distributors to reach a larger geographic area. The reduction in distribution tiers resulted in a decrease in distribution mark-ups and an accompanying reduction in prices paid by public hospitals. Compliance with the two-invoice system is a prerequisite for pharmaceutical companies to participate in the tender and procurement processes of public hospitals. Manufacturers and distributors that fail to implement the two-invoice system may lose their qualifications to participate in the tender and procurement process and may also be blacklisted from engaging in drug sales to public hospitals. Alterations to this regulatory framework or its enforcement could lead to unforeseen challenges, such as increased compliance requirements or adjustments in our business processes.

*The pharmaceutical industry in China is highly regulated and such regulations are subject to change, which may affect our operations, revenue and profitability or impose additional compliance burden on us.*

We currently conduct our operations in China. The pharmaceutical industry in China is subject to comprehensive government regulation and supervision, encompassing the approval, registration, manufacturing, packaging, licensing and marketing of new drugs. In recent years, the regulatory framework in China regarding the pharmaceutical industry has undergone significant changes, and we expect that it will continue to undergo significant changes. Any such changes or amendments may result in increased compliance costs on our business or cause delays in or prevent the successful development or commercialization of our product candidates in China and reduce the benefits we believe are available to us from developing and manufacturing drugs in China.

## RISK FACTORS

*If we or our business partners fail to maintain the necessary licenses for the development, production, promotion, sales and distribution of our products, our ability to conduct our business could be materially impaired and our revenue and profitability could be adversely affected.*

We are required to obtain, maintain and renew various permits, licenses, approvals and certificates in order to develop, produce, promote and sell our products, and the third parties on whom we may rely on to develop, produce, promote, sell and distribute our products may be subject to similar requirements. For more details, please refer to the paragraphs headed “Business — Licenses, Permits and Certificates.” We and the parties on whom we rely, such as distributors and suppliers, may be subject to regular inspections, examinations, inquiries and audits by the regulatory authorities, and an adverse outcome of such inspections, examinations, inquiries and audits may result in the loss or non-renewal of the relevant permits, licenses, approvals and certificates. Moreover, the criteria used in reviewing applications for, or renewals of permits, licenses, approvals and certificates may change from time to time, and there can be no assurance we or the parties on whom we rely on will be able to meet new criteria that may be imposed in order to obtain or renew the necessary permits, licenses, approvals and certificates. Many of such permits, licenses, approvals and certificates are material to the operation of our business, and if we or parties on whom we rely on fail to maintain or renew material permits, licenses, approvals and certificates, it could materially impair our ability to conduct our business. While we have always been able to maintain and renew our material permits, licenses, approvals and certificates, there is no assurance that we will be able to continue doing so in the future.

Any changes in the standards used by governmental authorities in considering whether to renew or reassess our licenses, permits, approvals and certificates, as well as any enactment of new regulations that may restrict the conduct of our business, may also decrease our revenue and increase our costs, which in turn could materially and adversely affect our profitability and prospects. Furthermore, if the interpretation or implementation of existing laws and regulations changes, or new regulations come into effect, so as to require us or parties upon whom we rely to obtain any additional permits, licenses, approvals or certificates that were previously not required to operate our business, there can be no assurances that we or parties upon whom we rely will successfully obtain such permits, licenses, approvals or certificates.

*If we are unable to conduct effective promotion or maintain a qualified sales force, the sales volume of our products and our operations, revenue, profitability and business prospects could be adversely affected.*

Successful sales and marketing are crucial for us to increase the market penetration of our existing products, expand our coverage of hospitals and other medical institutions and promote new products in the future. If we are unable to increase or maintain the effectiveness and efficiency of our sales and marketing activities, our sales volumes and business prospects could be adversely affected.

## RISK FACTORS

In particular, our sales and marketing efforts consist of raising awareness and knowledge of our products and product candidates among medical professionals, hospitals, other medical institutions and pharmacies. Therefore, our sales and marketing force must possess a relatively high level of technical knowledge, up-to-date understanding of industry trends, necessary expertise in the relevant therapeutic areas and products, as well as sufficient promotion and communication skills. If we are unable to effectively train our in-house sales representatives, our sales and marketing may be less successful than desired. Please refer to the paragraphs headed “Business — Sales, Marketing and Distribution.”

Moreover, our ability to attract, motivate and retain a sufficient number of qualified sales professionals is especially important because we primarily rely on our in-house sales force to market and sell our products. Competition for experienced marketing, promotion and sales personnel is intense. If we are unable to attract, motivate and retain a sufficient number of marketing, promotion and sales professionals, sales volume of our products may be adversely affected and we may be unable to expand our hospital coverage or increase our market penetration as contemplated.

*If we, our employees, agencies, distributors or other business partners engage, or are perceived to engage, in misconduct or breaches, including corrupt or bribery practices, leakage of confidential information, unfair competition, or insider trading, or if we, our employees, agencies, distributors, or other business partners are involved in negative publicity or allegations, our operations and reputation could be adversely affected, and we could be exposed to regulatory investigations, costs and liabilities.*

We are subject to risks in relation to actions taken by us, our employees, agencies, distributors or other business partners that may constitute violations of applicable anti-corruption and other related laws. There have been instances of corrupt practices in the pharmaceutical industry in recent years, including, among other things, provision of kickbacks, bribes or other illegal gains or benefits to pharmacies, hospitals and medical practitioners from manufacturers, distributors and pharmacies in connection with the prescription of pharmaceutical products. Any allegations of such behavior against us, our employees, agencies, distributors, other business partners or the pharmaceutical industry in general could generate negative publicity and materially and adversely affect our reputation and business prospects.

We do not and cannot fully control the conducts of our employees, agencies, distributors or other business partners. Our employees, agencies, distributors or other business partners may, in their interactions with hospitals, medical institutions and medical professionals, attempt to increase the sales volume of our products through means that constitute violations of applicable anti-corruption and other related laws. If our employees, agencies, distributors or other business partners engage in corrupt or other improper conduct that results in violation of applicable anti-corruption laws in the PRC or other jurisdictions, our reputation could be harmed. While we have implemented specific measures against corruption and bribery, there can be no assurance that we were or are able to entirely prevent our employees, agencies, distributors or other business partners from engaging in such activities in the past or in the future. We may be held liable for actions taken by our employees, agencies, distributors or other business partners,



## RISK FACTORS

which could expose us to regulatory investigations and penalties. Actions taken by the PRC regulatory authorities or the courts that provide an interpretation of the PRC laws and regulations that differs from our interpretation or that adopt additional anti-bribery, anti-corruption laws and regulations could also require us to make changes to our operations. Our reputation, corporate image, and business operations may be materially and adversely affected if we, our employees, agencies, distributors or other business partners fail to comply with these measures or become the target of any negative publicity as a result of actions taken by us, our employees, agencies, distributors or other business partners, which may in turn have a material adverse effect on our results of operations and prospects.

Pursuant to the “Provisions on the Establishment of Adverse Records of Commercial Briberies in the Medicine Purchase and Sales Industry” (《關於建立醫藥購銷領域商業賄賂不良記錄的規定》), which was promulgated by the NHFPC and came into effect on March 1, 2014, if we are involved in criminal, investigational or administrative procedures for commercial bribery, we will be listed in the adverse records of commercial briberies by the relevant government authorities, as a result of which, for two years from the date the list of adverse records of commercial briberies is published, (i) our products cannot be purchased by public medical institutions or medical and health institutions receiving financial subsidies within the relevant provinces, and (ii) the scores of our products in the centralized tender processes of public medical institutions or medical and health institutions receiving financial subsidies in other provinces will be reduced. Furthermore, if we are listed in the adverse records of commercial briberies twice within five years, our products cannot be purchased by public medical institutions or medical and health institutions receiving financial subsidies throughout China for two years from the date the list of adverse records of commercial briberies is published. Please refer to the paragraphs headed “Regulatory Overview — Regulations on Anti-Unfair Competition” for more details.

In addition, we are required to comply with anti-corruption and confidentiality requirements in our agreements with our business partners. Any breach of such anti-corruption or confidentiality requirements by us may result in negative consequences, including payment of penalties and termination of agreements, which could have a material adverse effect on our business, financial condition, results of operations and profitability.

Moreover, our business may be materially and adversely affected if our business partners breach confidentiality requirements, or if our employees breach the non-disclosure, non-compete and non-solicitation clauses in their employment agreements.



## RISK FACTORS

### Risks Relating to Our Intellectual Property Rights

*We may become subject to intellectual property infringement claims, which could expose us to substantial liability, harm our reputation, limit our research and development or other business activities and/or impair our ability to commercialize our product candidates.*

Our commercial success depends significantly on our ability to develop, manufacture, market and sell pharmaceutical and medical device products and use our proprietary technologies without infringing, misappropriating or otherwise violating the patents and other intellectual property rights of third parties. The pharmaceutical industry is characterized by extensive litigation regarding patents and other intellectual property rights. In the PRC, invention patent applications are generally maintained in confidence until their publication 18 months from the filing date. The publication of discoveries in scientific or patent literature frequently occurs substantially later than the date on which the underlying discoveries were made and invention patent applications are filed. Even after reasonable investigation, we may not know with certainty whether any third party may have filed a patent application without our knowledge while we are still developing or producing that product or other relevant technology. We may become party to, or threatened with, adversarial proceedings or litigation regarding intellectual property rights with respect to our technology and any product candidates we may develop.

Third parties may assert infringement claims against us based on patents or other proprietary rights that they currently hold or may be granted in the future, regardless of their merit. We may receive in the future, notices that claim our technologies or certain other aspects of our business have infringed, misappropriated or misused other parties' intellectual property rights. Whether or not third-party intellectual property claims are without merit, there is no assurance that a court would find in our favor on questions of infringement, validity, enforceability or priority. A court of competent jurisdiction could hold that these third-party patents are valid, enforceable and infringed, which could materially and adversely affect our ability to commercialize any product candidates we may develop and any other product candidates or technologies covered by the asserted third-party patents.

In China, the standard term of patent protection is 20 years from the filing date of its application, with patent term extensions granted in certain circumstances to compensate for part of the time lost during the regulatory approval process. We typically launch our generic or biosimilar products only after the expiration of relevant patents in applicable jurisdictions to avoid infringement risks. Manufacturers of generic or biosimilar drugs may challenge the validity, scope, or enforceability of issued patents in court or before a patent office. However, there is no assurance that such patent challenges would be successful. For example, JY29-2 (Jiyoutai) is a biosimilar to Ozempic<sup>®</sup> (semaglutide injection) for the treatment of T2DM. The issued Chinese patent of semaglutide, the active pharmaceutical molecule in Ozempic<sup>®</sup>, will expire on March 20, 2026. The dispute over the validity of the patent is still in administrative litigation, and the relevant court has not yet published or announced the final trial result as of the Latest Practicable Date. Unless the competent court finally decides this patent is invalid, we will not be able to commercialize

## RISK FACTORS

JY29-2 (Jiyoutai) before the expiration of this patent, i.e. March 20, 2026. Furthermore, as the PRC's patent term extension system is relatively new and its implementation and interpretation are still evolving, we cannot rule out the possibility that the expiration date of originators' patents, such as that of Ozempic<sup>®</sup>, could be extended, which may potentially delay the planned launch of our product candidates, such as JY29-2 (Jiyoutai). Additionally, the exact scope of patent claims if and when issued may differ from its scope in the application stage, and as a result, we cannot assure you that our products or product candidates will not infringe patents that are issued in the future.

If we are found to infringe on a third party's intellectual properties, and we are unsuccessful in demonstrating that such patents are invalid or unenforceable, one or more of the following may occur:

- we may have to reformulate the affected product(s) so that it does not infringe the intellectual property rights of others, which may not be possible or could be very costly and time-consuming;
- we may be forced to discontinue production and sales of the affected product(s) or cease developing and commercializing the affected product candidate(s);
- we may be prevented from commercializing our product candidates until the asserted patent expires or is held finally invalid or not infringed in a court of law; and
- we may be required to obtain royalty-bearing licenses from such third party to such patents, which may not be available on commercially reasonable terms, or at all, and even if we were able to obtain such licenses, they could be non-exclusive, thereby giving our competitors and other third-parties access to the same technologies licensed to us, and could require us to make substantial licensing and royalty payments.

Moreover, some of our competitors are larger than we are and have substantially greater resources than we do. They are, therefore, likely to be able to sustain the costs of complex intellectual property litigation longer than we could. In addition, the uncertainties associated with litigation could have a material adverse effect on our ability to raise the funds necessary to conduct our clinical trials, continue our internal research projects, in-license needed technologies, or enter into strategic partnerships that would help us bring our product candidates to market.

Claims that we have misappropriated the confidential information or trade secrets of third parties could have a material adverse effect on our business, financial condition, results of operations, and prospects. Even if we are successful in litigation or administrative proceedings, such litigation and proceedings may be costly and could result in a substantial diversion of management resources. If any of the foregoing events occurs, our business may be materially and adversely affected.

## RISK FACTORS

*Failure to adequately protect our intellectual property, or if the scope of our intellectual property fails to sufficiently protect our proprietary rights, other pharmaceutical companies could compete against us more directly, which may have a material adverse impact on our business and results of operations.*

Our intellectual property, including but not limited to our patents, trademarks, trade secrets and know-how, is critical to our success. Please refer to the paragraphs headed “Business — Intellectual Property Rights” and “Statutory and General Information — B. Further Information about Our Business — 2. Intellectual Property Rights” set out in Appendix VI to this prospectus for more details about our material intellectual property rights. We protect our intellectual property rights by filing patent and trademark applications, securing pharmaceutical regulatory protection, establishing and enforcing confidentiality contractual obligations, relying on trade secrets or employing a combination of these methods. However, these measures may not be adequate for a number of reasons, including those described below, some of which are beyond our control.

We apply for patents for our products. There are a number of risks and uncertainties related to our patents and patent applications:

- The process of seeking patent protection in the PRC can be lengthy and expensive, and there is no assurance that any of our pending or potential future patent applications will mature into issued patents, or that such patents, if issued, will provide us with adequate proprietary protection or competitive advantages;
- The PRC has adopted a first to file system for patent applications, under which whoever files an application for the same invention first will be awarded the patent. As a result, a third party may be granted a patent relating to a technology we believe we invented before we are able to obtain such patent;
- Our existing patents may become invalid or unenforceable for a number of reasons, including known or unknown prior art, deficiencies in patent applications and lack of originality in the underlying technologies. Certain of our patented technologies are utilized in a number of our products and product candidates and if the patents relevant to these technologies were to be declared invalid or unenforceable, it could have an adverse impact on the sales volumes and pricing levels for such products and our ability to successfully commercialize such product candidates;

## RISK FACTORS

- The patents and patent applications for certain products in our product portfolio and certain product candidates we intend to develop do not cover the underlying APIs. Therefore, such patents may be insufficient to protect us from the development of substitute products by competitors, who may be able to do so by designing around our products using the same APIs. In addition, patents covering preparation methods and formulation may not create sufficient technical barriers to prevent other pharmaceutical developers from developing substitute products; and
- The patents that we hold are for a finite duration. Following the expiration of the relevant patents, our existing or future competitors may be able to develop and introduce substitute products to our products which may be identical in formulation. In the event that our competitors introduce direct substitutes for these products, it could have an adverse impact on the sales volumes and pricing levels for such products.

Moreover, detecting and policing unauthorized use of proprietary technology are difficult and expensive, and we might need to resort to litigation to enforce or defend our intellectual property rights or to determine the enforceability, scope and validity of our proprietary rights or those of others. Since the outcomes of litigation may be unpredictable, such litigation may require significant expenditures and management efforts, and an adverse determination in any such litigation could materially impair our intellectual property rights and may harm our business, prospects and reputation.

If we fail to adequately protect our intellectual property for any of the above or other reasons, competitors may be able to imitate or copy our products, use our technologies and erode or negate any competitive advantages we may have, which could harm our business and ability to achieve profitability.

*If we fail to protect our trade secrets or other confidential information, our business and competitive position will be damaged.*

In addition to our issued patents and pending patent applications, we rely on trade secrets, including unpatented know-how, technology and other proprietary information, to maintain our competitive position and to protect our medicines and product candidates. We seek to protect these trade secrets, in part, by entering into non-disclosure and confidentiality agreements with parties that have access to them, such as our employees, corporate collaborators, outside scientific collaborators, advisors and other third parties. We also enter into confidentiality and invention or patent assignment agreements with our employees and consultants. However, any of these parties may breach such agreements and disclose our proprietary information, and we may not be able to obtain adequate remedies for such breaches. Enforcing a claim that a party illegally disclosed or misappropriated a trade secret can be difficult, expensive and time-consuming, and the outcome is unpredictable. If any of our trade secrets were to be lawfully obtained or independently developed by a competitor, we would have no right to prevent them from using that technology or information to compete with us and our competitive position would be harmed.

## RISK FACTORS

*If our trademarks and trade names are not adequately protected, we may not be able to build brand awareness in our target markets and our business may be adversely affected.*

Our registered and unregistered trademarks or trade names are valuable assets and may be challenged, infringed, circumvented or declared generic or determined to infringe a third party's marks. We may not be able to protect our rights to these trademarks and trade names, which may be necessary to build name recognition among potential collaborators or customers in our markets of interest. At times, competitors or other third parties may adopt trade names or trademarks similar to ours, thereby impeding our ability to build brand identity and possibly leading to market confusion. In addition, there could be potential trade name or trademark infringement claims brought by owners of other trademarks or trademarks that incorporate variations of our registered or unregistered trademarks or trade names. Over the long term, if we are unable to establish name recognition based on our trademarks and trade names, then we may not be able to compete effectively, and our business may be adversely affected. If we attempt to enforce our trademarks and assert trademark infringement claims, a court may determine that the marks we have asserted are invalid or unenforceable, or that the party against whom we have asserted trademark infringement has superior rights to the marks in question. In the event that our trademarks or trade names are successfully challenged, we could be forced to rebrand our drugs, which could result in loss of brand recognition and could require us to devote resources to advertising and marketing new brands. Our efforts to enforce or protect our proprietary rights related to trademarks, trade names, trade secrets, domain names, copyrights or other intellectual property may be ineffective and cause substantial costs and diversion of resources and could adversely affect our competitive position, business, financial condition, results of operations and prospects.

### **Risks Relating to the Development of Our Product Candidates**

*Development of new products, in particular innovative drugs, is time-consuming and costly and the outcome is uncertain. If we fail to develop and commercialize new products, our business prospects could be adversely affected.*

Our long-term competitiveness depends on our ability to enhance our existing products, diversify our product offering and develop and commercialize new products through our research and development activities. The development process of pharmaceutical products, in particular innovative drugs, is time-consuming and costly, and there can be no assurance that our research and development activities will enable us to successfully develop new products.

There is an inherent risk of failure for each of our product candidates. We cannot predict when or if any of our product candidates will prove effective and safe for humans or will receive regulatory approval. Before obtaining regulatory approval from regulatory authorities for the sale of any product candidate, our product candidates must complete pre-clinical studies and we must then conduct extensive clinical trials to demonstrate the safety and efficacy of our product candidates in humans. Clinical testing is expensive, difficult to design and implement, and can take many years to complete. The outcomes of pre-clinical development testing and early clinical trials may not be predictive of the success of later clinical trials, and interim results of a clinical trial do not necessarily

## RISK FACTORS

predict final results. Moreover, pre-clinical and clinical data are often susceptible to varying interpretations and analyses, and many companies that have believed their product candidates performed satisfactorily in pre-clinical studies and clinical trials have nonetheless failed to obtain regulatory approval of their product candidates. Since relatively few research and development projects in the pharmaceutical industry produce a commercially viable product, a product candidate that appears promising in the early phases of research and development may fail to be successfully commercialized for a number of reasons. For example:

- regulators, IRBs, or ethics committees may not authorize us or our investigators to commence or conduct a clinical trial at a prospective trial site;
- clinical trials may produce negative or inconclusive results, and we may decide, or regulators may require us, to conduct additional clinical trials or we may decide to abandon product development projects;
- the number of patients required for clinical trials of our product candidates may be larger than we anticipate, enrollment in these clinical trials may be slower than we anticipate or participants may drop out of these clinical trials or fail to return for post-treatment follow-up at a higher rate than we anticipate;
- we may fail to conduct a companion diagnostic test to identify patients who are likely to benefit from our product candidates;
- we may elect to, or regulators, IRBs or ethics committees may require that we or our investigators suspend or terminate clinical research for various reasons, including non-compliance with regulatory requirements, undesirable side effects or unexpected characteristics, or a finding that participants are being exposed to unacceptable health risks;
- the cost of clinical trials of our product candidates may be greater than we anticipate;
- supply or quality of our product candidates or other materials necessary to conduct clinical trials of our product candidates may be insufficient or inadequate;
- we may fail to obtain approvals for intended indications from relevant regulatory bodies, such as the NMPA;
- third parties may hold proprietary rights, such as patent rights related to our product candidates and they may refuse to sell or license such rights to us on reasonable terms, or at all or may include restrictive terms in their license; and

## RISK FACTORS

- there may be changes in the applicable regulatory framework, which may make our research and development process more time-consuming and costly. Please refer to the paragraphs headed “— The pharmaceutical industry in China is highly regulated and such regulations are subject to change, which may affect our operations, revenue and profitability or impose additional compliance burden on us” in this section.

New pharmaceutical and medical device products must complete clinical trials and obtain the NMPA’s approval before they can be produced, marketed and sold in China. The NMPA requires successful completion of clinical trials and demonstration of manufacturing capabilities before granting approval and it often takes several years before a medicine can be ultimately approved by the NMPA. In addition, the NMPA and other regulatory authorities may apply more stringent standards in reviewing the applications. Complying with existing or potential new standards may be time-consuming and expensive and could result in delays or preclude us from obtaining NMPA approval for our product candidates.

Even if we do obtain regulatory approvals, the process may take longer than expected, or such approvals may be subject to limitations on the indicated uses for which we may market the relevant product, therefore restricting its market size. Meanwhile, even if such products can be successfully commercialized, they may not achieve the level of market acceptance that we expect. Any of these circumstances could adversely affect our business, results of operations and growth prospects.

*If we encounter difficulties recruiting clinical trial subjects, our clinical development activities may be delayed or otherwise adversely affected.*

We may not be able to initiate or continue clinical trials for our product candidates if we are unable to locate and enroll a sufficient number of eligible subjects to participate in these trials as required by the NMPA, the FDA, or similar regulatory authorities, or if there are delays in the enrollment of eligible subjects as a result of the competitive clinical enrollment environment. Overall, we may experience difficulties in subject enrollment in our clinical trials for a variety of reasons, including but not limited to:

- severity of the disease under investigation;
- the size and nature of the subject population;
- the subject eligibility criteria defined in the protocol;
- the size of the study population required for analysis of the trial’s primary endpoints;
- the proximity of subjects to trial sites;
- the design of the trial;



## RISK FACTORS

- our ability to recruit clinical trial investigators with the appropriate competencies and experience;
- clinicians' and subjects' perceptions of the potential advantages and side effects of the product candidate under study compared to other available therapies;
- our ability to obtain and maintain subject consents;
- the risk that subjects enrolled in clinical trials will not complete a clinical trial; and
- the availability of approved therapies that are similar in mechanism to our product candidates.

Our clinical trials may compete with clinical trials for other product candidates that are in the same therapeutic areas as our product candidates. This competition will potentially reduce the number and types of subjects available to us, since some subjects who might have opted to enroll in our trials may instead opt for a trial being conducted by our competitors. Even if we are able to enroll a sufficient number of subjects in our clinical trials, delays in subject enrollment may result in increased costs or may affect the timing or outcome of the planned clinical trials, which could prevent completion of these trials and materially and adversely affect our ability to advance the development of our product candidates.

*The regulatory approval process for the NMPA, FDA, and other similar regulatory agencies is lengthy, time-consuming, and unpredictable, if we are unable to obtain any regulatory approvals in the target markets for our product candidates without undue delay, our business may suffer material and substantial damage.*

Significant time, efforts and expenses are required to bring our product candidates to market in compliance with the regulatory process, and we cannot assure you that any of our product candidates will be approved for sale. The time required to obtain approvals from the NMPA, the FDA and other similar regulatory authorities is often unpredictable, and depends on numerous factors, including the substantial discretion of the regulatory authorities. Our product candidates could fail to receive regulatory approval in a timely manner for many reasons, including but not limited to:

- failure to begin or complete clinical trials due to disagreements with regulatory authorities;
- failure to demonstrate that a product candidate is safe and effective or, it is safe, pure, and potent for its proposed indication;
- failure of clinical trial results to meet the level of statistical significance required for approval;

## RISK FACTORS

- data integrity issues related to our clinical trials;
- disagreement with our interpretation of data from preclinical studies or clinical trials;
- failure to conduct a clinical trial in accordance with regulatory requirements or our clinical trial protocols; and
- clinical sites, investigators or other participants in our clinical trials deviating from a trial protocol, failing to conduct the trial in accordance with regulatory requirements, or dropping out of a trial.

In addition, the NMPA, the FDA or a similar regulatory authority may require more information, including additional analyses, reports, data, non-clinical studies and clinical trials, or questions regarding interpretations of data and results, to support approval, which may prolong, delay or prevent approval and our commercialization plans, or we may decide to abandon the development programs. Changes in regulatory requirements and guidance may also occur, and we may need to amend clinical trial protocols submitted to competent regulatory authorities to reflect these changes. Resubmission may impact the costs, timing or successful completion of a clinical trial. The policies of the NMPA, the FDA and other similar regulatory authorities may also change, and additional government regulations may be enacted that could prevent, limit or delay regulatory approval of our product candidates. If we are slow or unable to adapt to changes in existing requirements or the adoption of new requirements or policies, or if we are not able to maintain regulatory compliance, we may not obtain the regulatory approvals or may lose the approvals that we may have obtained and we may not achieve or sustain profitability.

Additionally, clinical trials conducted in one country may not be accepted by regulatory authorities in other countries, and regulatory approval in one country does not mean that regulatory approval will be obtained in any other country. Approval procedures vary among countries and can involve additional product testing and validation and additional administrative review periods. Seeking regulatory approvals in various jurisdictions could result in significant delays, difficulties and costs for us and may require additional preclinical studies or clinical trials which would be costly and time consuming. We cannot assure you that we will be able to meet regulatory requirements of different jurisdictions or that our product candidates will be approved for sale in those jurisdictions. Additional time, effort and expense may be required to bring our product candidates, upon regulatory approval, to the international markets in compliance with different regulatory processes.

If we experience delays in the completion of, or the termination of, a clinical trial of any of our product candidates, the commercial prospects of that product candidate will be harmed, and our ability to generate product sales revenues from any of those product candidates will be compromised. In addition, any delays in completing our clinical trials will increase our costs, slow down our product candidate development and approval process, and jeopardize our ability to commence product sales and generate related

## RISK FACTORS

revenues for that candidate. Any of these occurrences may harm our business, financial condition and prospects significantly. In addition, many of the factors that cause, or lead to, a delay in the commencement or completion of clinical trials may also ultimately lead to the denial of regulatory approval of our product candidates.

*The market opportunities for our product candidates may be smaller than we anticipate, which could render some product candidates less profitable than expected even if commercialized.*

We estimate the incidence and prevalence of target patient populations for particular diseases based on third-party sources, such as scientific literature, surveys of clinics, patient foundations or market research, as well as internally generated analysis, and we use such estimates in making decisions regarding our drug development strategy, including determining which candidates to focus our limited resources on in pre-clinical or clinical trials. These estimates may be inaccurate or based on imprecise data. The total addressable market opportunity will depend on, among other things, acceptance of the drug by the medical community and patient access, drug pricing and reimbursement. The number of patients in the addressable markets may turn out to be lower than expected, patients may not be amenable to treatment with our drugs, or new patients may become increasingly difficult to identify or access.

Furthermore, new studies may change the estimated incidence or prevalence of these diseases, and the number of addressable patients for our product candidates in any case may turn out to be lower than expected. In such cases, even if we obtain significant market share for our product candidates, because the potential target populations are small, we may never achieve profitability without obtaining regulatory approval for additional indications. Any of the above unfavorable developments could have a material adverse effect on our operations, revenue and profitability.

In addition, the market opportunities for our products and product candidates are potentially limited by the availability and effectiveness of alternative prevention and treatment methods across various diseases. These alternatives can significantly reduce the number of patients who require the treatment of our products and product candidates, thus impacting the addressable market size for our products.

For example, lifestyle interventions, encompassing blood sugar monitoring, diet control and exercise, are the cornerstone of T2DM treatment. In cases of T2DM patients with severe obesity and inadequate blood sugar control, metabolic surgeries such as gastric bypass and sleeve gastrectomy are recognized for inducing long-term diabetes remission or cure. The existence of such alternative treatment methods limits the addressable patients for T2DM drugs. As a result, only around 68% of T2DM patients in China require drug treatment, which limits the market potential of our T2DM drug candidates. Similarly, lifestyle interventions and surgical treatment for overweight and obesity also limits the market potential for our overweight and obesity drug candidates. See “— Metabolic Disease Drugs Market — T2DM Drug Market — Size of T2DM drugs market in China” and “— Metabolic Disease Drugs Market — Overweight and Obesity Drug Market — Size of overweight and obesity drug market in China.”

## RISK FACTORS

*We may be unable to identify, discover, in-license, acquire or develop new product candidates, or to identify additional therapeutic opportunities for our product candidates, in order to expand or maintain our product pipeline.*

Although a substantial amount of our effort will focus on the continued clinical testing, potential approval, and commercialization of our existing product candidates, the success of our business depends in part upon our ability to identify, discover, in-license, acquire, develop or commercialize additional product candidates. We may fail to identify, discover, in-license, acquire or develop new product candidates for clinical development and commercialization, or to pursue the development of our product candidates for additional indications, for a number of reasons, including but not limited to the following: (i) our business development methodology or search criteria and process may be unsuccessful in identifying potential product candidates; (ii) our potential product candidates may be shown to have harmful side effects or may have other characteristics that may make the products unmarketable or unlikely to receive marketing approval; and (iii) we may lack sufficient human and financial resources to identify additional therapeutic opportunities for our product candidates or to develop suitable potential product candidates through clinical programs, which would limit our ability to diversify and expand our product pipeline.

Accordingly, there can be no assurance that we will be able to identify new product candidates or additional therapeutic opportunities for our product candidates or to develop suitable potential product candidates, which could materially affect our future growth and prospects.

*We may allocate our limited resources to pursue a particular product candidate or indication and fail to capitalize on product candidates or indications that may later prove to be more profitable or for which there is a greater likelihood of success.*

With many potential product candidates to choose from, our clinical programs require significant technical, financial and human resources to identify the product candidates we may desire to obtain. We may invest our efforts and resources into clinical programs or in-licensed and acquired product candidates that ultimately prove to be unsuccessful. Moreover, because we have limited financial and managerial resources, we focus on clinical development programs and in-licensed and acquired product candidates for specific indications. As a result, we may forego or delay pursuit of opportunities with other product candidates or for other indications that later prove to have greater commercial potential or a greater likelihood of success. Our resource allocation decisions may cause us to fail to capitalize on viable commercial products or profitable market opportunities, which could materially and adversely affect our future growth and prospects.

## RISK FACTORS

*Adverse drug reactions and negative results from off-label use of our products could materially and adversely affect our business reputation, product brand name and financial condition and expose us to liability claims.*

Products distributed or sold in the pharmaceutical market may be subject to off-label drug use, i.e., prescribing a product for an indication, dosage or in a dosage form that is not in accordance with regulatory approved usage and labeling. As such, there remains the risk that our products are subject to off-label drug use and are prescribed in a patient population, dosage or dosage form that has not been approved by competent authorities, rendering our products less effective or entirely ineffective and causing adverse drug reactions. Any of these occurrences can create negative publicity and significantly harm our business reputation, product brand name, commercial operations and financial condition, including our share price. These occurrences may also expose us to liability and cause, or lead to, a delay in the progress of our clinical trials and may also ultimately result in failure to obtain regulatory approval for our product candidates.

### **Risks Relating to Our Reliance on Third Parties**

*We rely on third parties for development, commercialization and other aspects of our business, and the inability of any of these parties to reliably, timely or cost-effectively provide us with their obligated services could materially harm the timing of bringing our products to market and accordingly adversely affect our business.*

We rely on third parties, such as collaboration partners, medical institutions, clinical investigators, and contract laboratories, in the development of our product candidates and in the conduct of clinical trials for our product candidates. We are also dependent upon third parties for the commercialization or distribution of products or product candidates. If these parties, whom we do not control, do not successfully carry out their contractual duties or regulatory obligations or meet expected deadlines, or if our collaboration partners do not have the ability or the resources to successfully complete their objectives, or choose not to continue their relationship with us, our development efforts could be delayed, suspended or terminated, or our commercialization efforts may be delayed, impaired or terminated. If the quality or accuracy of the data they obtain through third parties is compromised due to the failure to adhere to our clinical protocols or regulatory requirements or for other reasons, our pre-clinical or clinical activities could be delayed and we may not be able to obtain regulatory approval for our product candidates.

*We have entered into collaborations with our partners and may pursue additional collaborations, in-licensing arrangements, joint ventures, strategic alliances, partnerships or other investments or arrangements in the future. If such arrangements fail to achieve our set goals or produce anticipated benefits, our operations, revenue and profitability could be adversely affected.*

Historically, we have entered into collaboration arrangements with third parties in relation to the development of our product candidates. Please refer to the paragraphs headed “Business — Collaboration Arrangements” for further information. We may form or seek additional strategic partnerships, enter into licensing arrangements or establish

## RISK FACTORS

other collaborative relationships with third parties that we believe will complement or augment our R&D and commercialization efforts with respect to our product candidates. Any of these relationships may require us to incur additional expenses and charges, increase our near and long-term expenditures, issue securities that dilute the value of our shares, or disrupt our management and business. These transactions can also entail numerous operational and financial risks, including exposure to unknown liabilities, and diversion of our management's time and attention in order to manage a collaboration or develop acquired products, product candidates or technologies. As a result, if we enter into acquisition or in-license agreements or strategic partnerships, we may not be able to realize the benefit of such transactions if we are unable to successfully integrate them with our existing operations and company culture, which could delay our timelines or otherwise adversely affect our business.

Furthermore, we face significant competition in seeking appropriate strategic partners with whom we collaborate to develop our product candidates, and the negotiation process is time-consuming and complex. We may not be always successful in our efforts to establish a strategic partnership or other alternative arrangements for our product candidates because, among other reasons, they may be deemed to be at too early a stage of development for collaborative effort and third parties may not view our product candidates as having the requisite potential to demonstrate safety and efficacy.

If and when we collaborate with a third party for the development and commercialization of a product candidate, we may also relinquish some or all of the control over the future success of that product candidate to the third party. Our ability to reach a definitive agreement for a collaboration will depend, among other things, upon our assessment of the collaborator's resources and expertise, the terms and conditions of the proposed collaboration and the proposed collaborator's evaluation of our technologies, product candidates and market opportunities. The collaborator may also consider alternative product candidates or technologies for similar indications that may be available to collaborate on and whether such a collaboration could be more attractive than the one with us for our product candidate. We may also be restricted under any license agreements from entering into agreements on certain terms or at all with potential collaborators.

Collaborations involving our product candidates are subject to specific risks, which include, but are not limited to, the following:

- collaborators have significant discretion in determining the efforts and resources that they will apply to a collaboration;
- collaborators may not pursue the development and commercialization of our product candidates or may elect to cease collaboration due to change in their strategic focus, potential acquisition of competitive drugs, availability of funding, or other external factors, such as a business combination that diverts resources or creates competing priorities;

## RISK FACTORS

- collaborators may delay clinical trials, provide insufficient funding for a clinical trial, discontinue a clinical trial, repeat or conduct new clinical trials, or require a new formulation of a product candidate for clinical testing;
- collaborators could independently develop, or develop with third parties, drugs that compete directly or indirectly with our product candidates or future drugs;
- collaborators may not properly maintain or defend our intellectual property rights or may use our intellectual property or proprietary information in a way that gives rise to actual or threatened litigation that could jeopardize or invalidate our intellectual property or proprietary information or expose us to potential liability;
- collaborators may not always be cooperative or responsive in providing their services in a clinical trial;
- disputes may arise between us and a collaborator that cause a delay or termination of the research, development or commercialization of our product candidates, or that result in costly litigation or arbitration that diverts management attention and resources; and
- collaborators may own or co-own intellectual property covering our product candidates or future drugs that results from our collaborating with them, and in such cases, we would not have the exclusive right over such intellectual property.

As a result, we cannot be certain that, following a strategic transaction or license, we will be able to achieve the revenue or specific net income that justifies such transaction. If we are unable to reach agreements with suitable collaborators on a timely basis, on acceptable terms, or at all, we may have to curtail the development of a product candidate, reduce or delay its development program or one or more of our other development programs, delay its potential commercialization or reduce the scope of any sales or marketing activities, or increase our expenditures and undertake development or commercialization activities at our own expense. If we elect to fund and undertake development or commercialization activities on our own, we may need to obtain additional expertise and additional capital, which may not be available to us on acceptable terms or at all. Either would harm our business, financial condition, results of operations and prospects.



## RISK FACTORS

*Actions taken by our distributors in violation of the relevant agreements or taken by the distributors with whom we have not entered into distribution agreements could materially and adversely affect our business, prospects and reputation.*

While we rely on the distribution agreements and the policies and measures we have in place to manage our distributors, we cannot guarantee that we will be able to effectively manage our distributors, or that our distributors will abide by our agreements and policies. Specifically, if our distributors take one or more of the following actions, our business, results of operations, prospects and reputation may be adversely affected: (i) failing to distribute our products in the manner we contemplate, impairing the effectiveness of our distribution network; (ii) breaching the distribution agreements or our policies and measures; (iii) failing to maintain the requisite licenses, permits or approvals, or failure to comply with applicable regulatory requirements; and (iv) violating any applicable anti-corruption, anti-bribery, competition or other laws and regulations. Any such actual or alleged violation or noncompliance by our distributors of the distribution agreements, our policies or any applicable laws and regulations could result in the erosion of our goodwill, expose us to liabilities, disrupt our distribution network and create an unfavorable public perception about the quality of our products.

*We had a limited number of suppliers during the Track Record Period and the loss of one or more of our key suppliers could disrupt our operations.*

During the Track Record Period, purchases from our five largest suppliers, calculated on the group level, for 2021, 2022, 2023 and the six months ended June 30, 2024 accounted for 54.5%, 56.4%, 60.6% and 59.7% of our total purchase cost for the respective period. Purchases from our largest supplier for 2021, 2022, 2023 and the six months ended June 30, 2024 accounted for 40.6%, 38.5%, 24.0% and 26.8% of our purchase cost for the respective period. Our suppliers primarily include suppliers of the raw materials and equipment to support the manufacturing of our pharmaceutical and medical device products. We expect to continue our cooperation with these suppliers as we fund the continuing development activities of our products and other product candidates in our pipeline. We believe that we have long and stable relationships with our existing large third-party suppliers. However, the stability of operations and business strategies of our suppliers are beyond our control, and we cannot assure you that we will be able to secure a stable relationship and high-quality outsourced services or raw materials with our large suppliers. If any of our large suppliers terminates its business relationship with us, we may encounter difficulty in finding a replacement that can provide services or raw materials of equal quality at a similar price. If this occurs, our operations may be significantly disrupted.

*Delivery delays and poor handling by third-party logistics service providers may adversely affect our business, financial condition and results of operations.*

We have entered into logistic service agreements with third-party logistics service providers for the transportation of our products. Although pursuant to the arrangement, logistics service providers should provide delivery services in a safe and timely manner pursuant to our requirements, delivery delays may occur for various reasons beyond our control, including poor handling by our logistics service providers, labor disputes or

## RISK FACTORS

strikes, acts of war or terrorism, health epidemics, earthquakes and other natural disasters, and could lead to delayed or lost deliveries. Any major interruptions to or failures in these third parties' services could prevent the timely or successful delivery of our products, which may have an impact on our business. We have purchased cargo insurance policies for our medical products, bulk pharmaceutical chemicals and packaging materials, however, we cannot guarantee you that the existing insurance coverage is sufficient to compensate for actual losses suffered or incurred. If products are not delivered on time or are delivered in a damaged state, our customers may refuse to accept products and claim refund from us, and may have less confidence in our services. Poor handling of our products could also result in product contamination or damage, which may in turn lead to product recalls, product returns or exchanges, product liability, increased costs and damage to our reputation, thereby adversely affect our business, financial condition and results of operations.

### **Risks Relating to Manufacturing of Our Products**

*If we suffer substantial disruption to any of our production facilities or encounter problems in manufacturing our products, or if we fail to increase our manufacturing capacity in response to the increasing demand of our customers, our business and results of operations could be adversely affected.*

A substantial majority of our revenue has been, and in the near future will continue to be, generated by sales of products produced at our production facilities. The continued operation of our production facilities and our production safety can be substantially interrupted and materially and adversely due to a number of factors, many of which are outside our control, including fire, flood, earthquakes, power outages, fuel shortages, mechanical breakdowns, terrorist attacks and wars or other natural disasters, as well as expiry of land use rights, loss of licenses, certifications and permits, changes in governmental planning for the land underlying these facilities or their vicinity and regulatory changes.

If the operation of any of our production facilities is substantially disrupted, we may not be able to replace the equipment or inventories at such facility or secure a replacement facility or a third-party contractor to continue our production in a legal, timely and cost-effective manner or at all. Although we maintain property insurance for our production facilities and equipment, we do not maintain business interruption insurance, and the amount of our insurance coverage may not be sufficient to cover our losses in the event of a significant disruption to any of our production facilities. Problems may also arise during manufacturing for a variety of reasons, including equipment malfunction, failure to follow specific protocols and procedures, problems with raw materials, delays related to the construction of new facilities or the expansion of our existing production facilities, including changes in production facilities and limits to production capacity due to regulatory requirements, changes in the types of products produced, physical limitations that could inhibit continuous supply, man-made or natural disasters and environmental factors. As a result, disruption to any of our production facilities or any problem in manufacturing our products may prevent us from fulfilling our contract obligations or meeting market demand for our products, and adversely affect our business, revenue and profitability.

## RISK FACTORS

*We may engage in the expansion of the production facilities which may not be as successful as we have planned.*

We may engage in the expansion of our existing production facilities to meet the increasing demand for our products. The completion of such expansion of the production facilities involves regulatory approvals and reviews by various authorities in the PRC, including, but not limited to, urban planning, construction and environmental protection authorities. For the expansion of production facilities, we cannot assure you that we will be able to obtain all of the required approvals, permits and licenses. Expansion of the production facilities also may not be completed on the anticipated timetable or within budget. We may also be unable to fully utilize the production capacity after the expansion of our production facilities. Any of the foregoing factors could materially and adversely affect our results of operations and prospects and result in loss of business opportunities.

*If our products are not produced to the necessary quality standards, our business and reputation could be harmed, and our revenue and profitability could be adversely affected.*

Our products and manufacturing processes are required to meet certain quality standards. We have established a quality control management system and standard operating procedures to help prevent quality issues in respect of our products. Please refer to “Business — Production and Quality Control” for further details of our quality control management system and standard operating procedures. Despite our quality control system and procedures, we cannot eliminate the risk of errors, defects or failure. We may fail to detect or cure quality defects as a result of a number of factors, many of which are outside our control, including but not limited to:

- manufacturing errors;
- technical or mechanical malfunctions in the manufacturing process;
- human error or malfeasance by our quality control personnel;
- tampering by third parties; and
- quality issues with the raw materials we purchase or produce.

In addition, when we expand our manufacturing capacity in the future, we may not be able to ensure consistent quality between products manufactured in the existing and new facilities, or need to incur substantial costs for doing so. Furthermore, if we acquire other pharmaceutical companies, we may not be able to immediately ensure that their manufacturing facilities and processes will meet our own quality standards.

Failure to detect quality defects in our products or to prevent such defective products from being delivered to end-users could result in patient injury or death, product recalls or withdrawals, license revocation or regulatory fines, or other problems that could seriously harm our reputation and business, expose us to liability, and adversely affect our revenues and profitability.

## RISK FACTORS

*Our operations are dependent on the supply of certain raw materials. If the supply of raw materials decreases or the cost increases, our ability to conduct our business could be materially impaired and our operations, revenue and profitability could be adversely affected.*

Purchase of raw materials accounted for a significant portion of our total cost of sales during the Track Record Period. In order to manufacture our products, we must obtain sufficient quantities of high-quality raw materials at commercially acceptable prices and in a timely manner. During the Track Record Period, we produced certain APIs in-house. We sourced additional base materials used to produce pharmaceutical intermediates for our APIs, certain other APIs and other raw materials, ancillary materials, packaging materials and printed instructions for all of our pharmaceuticals from Independent Third Parties. For more details, please refer to the paragraphs headed “Business — Production and Quality Control — Raw Material Suppliers and Procurement.” We typically do not enter into long-term supply agreements with raw material suppliers and as a result are vulnerable to supply shortages and fluctuations in market prices. Should any of our suppliers fail to supply sufficient quantities of raw materials of an acceptable quality in the future, we may be unable to obtain substitute raw materials elsewhere in a timely manner, or at all. We may also be forced to obtain raw materials from different suppliers, who may require us to pay prices that are not commercially reasonable or may provide us with raw materials that are not of an acceptable quality. Although we have not experienced interruptions in our raw material supplies in the past, any potential interruption in our supply of raw materials could delay the production and delivery schedules of the relevant products, which may result in the loss of customers and revenue. In addition, the market prices of raw materials may be subject to significant fluctuations due to various factors. We cannot assure you that we would be able to pass on any increase in raw material costs to our customers, and any substantial fluctuation in market prices of raw materials may materially increase our costs and impact our profitability.

*Failure to manage our inventory effectively would materially and adversely affect our results of operations, financial condition and cash flows.*

Our inventory consists of raw materials, and work-in-progress and finished goods. To operate our business successfully and meet our customers’ demands and expectations, we must manage our inventory effectively to ensure immediate delivery when required. We regularly monitor our inventory to ensure timely supply and reduce the risk of overstocking. We maintain our inventory levels based on our internal forecasts which are inherently uncertain. We are exposed to inventory risk as a result of rapid changes in product life cycles, changing clinical demands, uncertainty of product developments and launches as well as the volatile economic environment in jurisdictions where we operate. There can be no assurance that we can accurately predict these trends and events and avoid over-stocking or under-stocking our products. Further, demand for products could change significantly between the time when the products are ordered and the time they are ready for delivery. When we begin to sell a new product, it is particularly difficult to forecast product demand accurately. As of December 31, 2021, 2022, 2023 and June 30, 2024, we had inventories of RMB201.5 million, RMB171.9 million, RMB169.8 million and RMB158.0 million, respectively. In 2021, 2022, 2023 and the six months ended June 30,

## RISK FACTORS

2024, our inventory turnover days were 232 days, 251 days, 210 days and 183 days, respectively. For more details, please refer to the paragraphs headed “Financial Information — Discussion of Selected Items from the Consolidated Statements of Financial Position — Assets — Inventories.” We may be exposed to increased inventory risks due to accumulated excess inventory of our products or raw materials, some of which are subject to expiration. Excess inventory levels may increase our inventory holding costs, obsolescence risks or potential impairment loss. On the other hand, if our forecasted demand is lower than actual level, we may not be able to maintain an adequate inventory level of our products or manufacture our products in a timely manner, and may lose sales and market share to our competitors.

Furthermore, as we will not be able to recoup our cash paid for raw materials during the production process until the finished products are sold to customers and the purchase price is settled, our business is subject to significant working capital requirements given the high inventory level and inventory turnover days. If our inventory level increases substantially in the future, our financial condition and cash flows could be materially and adversely affected.

### **Risks Relating to Our Financial Position and Need for Additional Capital**

*We may need to obtain additional financing to fund our expansion of operations, and we may not have access to sufficient funding.*

In the event that we are unable to generate sufficient cash flow for our operations or otherwise unable to obtain sufficient external funds to finance our business, our liquidity and financial condition may be materially and adversely affected and we may not be able to expand our business. We cannot assure you that we will have sufficient cash from other sources to fund our operations. If we resort to other financing activities, we will incur additional financing costs, and we cannot guarantee that we will be able to obtain the financing on terms acceptable to us, or at all. Moreover, the level of our indebtedness and the amount of our interest payments could further limit our ability to obtain the necessary financing or obtain favorable terms for the financing to fund future capital expenditures and working capital. Such limitations could reduce our competitiveness and increase our exposure and sensitivity to adverse economic and industry conditions, which could materially adversely affect our financial condition and results of operations.

*Our historical growth may not be indicative of our future performance.*

Our historical growth rate and results may not be indicative of our future growth or performance. There is inherent risk in using our historical financial information to project or estimate our financial performance in the future, as it only reflects our past performance under particular conditions. We may not be able to sustain our historical growth rate, revenue, gross profit margin and return on net assets for reasons including, but not limited to, deterioration in the market conditions of the pharmaceutical industry in China, and outbreak or containment of epidemics.

## RISK FACTORS

In addition, our financial and operating results may not meet the expectations of public market analysts or investors, which could cause the future price of the shares to decline. Our revenue, expenses and operating results may vary from period to period due to a variety of factors beyond our control. As a result of these and other factors, there can be no assurance that our future revenues will increase or that we will continue to be profitable. Accordingly, investors should not rely on our historical results as an indication of our future financial or operating performance.

*We had net operating cash outflow during the six months ended June 30, 2024.*

We had net cash used in operating activities of RMB12.5 million in the six months ended June 30, 2024. For details, see “Financial Information — Liquidity and Capital Resources — Cash Flows — Operating Activities.” We cannot assure you that we will be able to generate positive cash flows from operating activities in the future. If we continue to record net operating cash outflows in the future, our working capital may be constrained, which may adversely affect our financial condition. Our future liquidity primarily depends on our ability to maintain adequate cash inflows from our operating activities and adequate external financing. If we fail to obtain sufficient funding in a timely manner and on reasonable terms, or at all, our business, financial condition and results of operations may be materially and adversely affected.

*We have intangible assets other than goodwill. If our intangible assets were determined to require impairment, our results of operations and financial condition may be adversely affected.*

As of December 31, 2021, 2022, 2023 and June 30, 2024, we had intangible assets (other than goodwill) of RMB30.8 million, RMB65.8 million, RMB91.3 million and RMB116.0 million, respectively, which consisted of developed technology, software, patents and licenses and trademarks. After initial recognition, we determine whether these intangible assets are impaired at the end of each reporting period if events or changes in circumstance indicate that the carrying amount of these assets exceeds their recoverable amount. As a result, our evaluations in the future on these intangible assets may result in material impairment charges that would have a material adverse impact on our results of operations and potentially the price of our H Shares.

*We have incurred indebtedness and may incur additional indebtedness in the future, which may materially and adversely affect our financial condition and results of operations.*

During the Track Record Period, we have incurred indebtedness, including interest-bearing bank borrowings and lease liabilities. As of December 31, 2021, 2022, 2023 and June 30, 2024, our indebtedness amounted to RMB204.0 million, RMB220.6 million, RMB167.1 million and RMB208.1 million, respectively. Please refer to the paragraphs headed “Financial Information — Indebtedness” for more details. Our indebtedness could, among other consequences: (i) increase the level of financial risk to us, which would negatively affect our ability to operate as a going concern; (ii) require us to dedicate a substantial portion of our cash flows from operations to interest and principal payments on our indebtedness, reducing the availability of our cash flows for other purposes, such



## RISK FACTORS

as capital expenditures, acquisitions and working capital; (iii) limit our flexibility in planning for, or reacting to, changes in our business and the industries in which we operate; (iv) increase our vulnerability to general adverse economic and industry conditions; (v) place us at a disadvantage compared to our competitors that have less debt; (vi) increase our cost of borrowing; (vii) limit our ability to borrow additional funds to compete effectively or to take advantage of new business opportunities; and (viii) require us to sell assets to raise funds, if needed, for working capital, capital expenditures, acquisitions or other purposes.

Our ability to generate sufficient cash to satisfy our outstanding and future debt obligations will depend upon our future operating performance, which will be affected by, among other things, prevailing economic conditions, the PRC governmental regulation, the demand of the markets where we operate and other factors, many of which are beyond our control. We may not generate sufficient cash flow to pay our anticipated operating expenses and to service our debt, in which case we will be forced to adopt an alternative strategy that may include actions such as reducing or delaying capital expenditures, disposing of our assets, restructuring or refinancing our indebtedness or seeking equity capital. If we are unable to fulfill our repayment obligations under our borrowings or are otherwise unable to comply with the restrictions and covenants in our current or future loan agreements and other agreements, there could be a default under the terms of these agreements. In the event of a default under these agreements, the lenders may accelerate the repayment of outstanding debt or, with respect to secured borrowings, enforce the security interest securing the loan. Any acceleration clause may also be triggered as a result. If any of these events occur, we cannot assure you that our assets and cash flow would be sufficient to repay all of our indebtedness, or that we would be able to obtain alternative financing on terms that are favorable or acceptable to us. As a result, our cash flow, financial condition and results of operations may be materially and adversely affected.

*We are exposed to credit risk in relation to our trade and other receivables.*

Our trade receivables consisted of amounts due from our customers which include distributors who on-sell our products to hospitals and, to a lesser extent, hospitals. We generally grant credit terms of 30 to 90 days to our customers, with longer terms granted to our customers of drug-device combination product. As of December 31, 2021, 2022, 2023 and June 30, 2024, we had trade receivables of RMB342.5 million, RMB412.2 million, RMB484.8 million and RMB566.7 million, respectively. In 2021, 2022, 2023 and the six months ended June 30, 2024, trade receivables turnover days were 90 days, 122 days, 127 days and 135 days, respectively. Please refer to the paragraphs headed “Financial Information — Discussion of Selected Items from the Consolidated Statements of Financial Position — Assets — Trade and bills receivables.”



## RISK FACTORS

We are exposed to the risks that our customers or other business partners may delay or even be unable to pay us in accordance with the payment terms included in our agreements in a timely manner, or at all. Although we closely monitor our outstanding trade and other receivables, we cannot assure you that we will be able to fully recover the outstanding amounts in a timely manner, or at all. In addition, as our business continues to scale up, our trade and other receivables may continue to grow, which may increase our credit risk. Any substantial delay in or default of payments from our customers and other business partners could materially and adversely affect our cash flows. Moreover, we could be required to terminate our relationship with distributors in a manner that will impair the effective distribution of our products. Any of the foregoing could materially and adversely affect our business, results of operations and financial condition.

*The discontinuation of any of the financial incentives currently available to us could adversely affect our operations, revenue and profitability.*

During the Track Record Period, we have benefited from government grants and subsidies. During the Track Record Period, our other income related to the government grants amounted to RMB4.3 million, RMB14.1 million, RMB6.4 million and RMB9.0 million for years ended December 31, 2021, 2022, 2023 and the six months ended June 30, 2024, respectively. We also enjoyed preferential tax treatment during the Track Record Period. Please refer to the paragraphs headed “Financial Information — Description of Major Components of Our Results of Operations — Other Income and Gains” and “Financial Information — Description of Major Components of Our Results of Operations — Income Tax Expense/Credit” for more details. The incentives are subject to the discretion of the PRC central government or relevant local government authorities, which could determine at any time to eliminate or reduce these financial incentives or preferential treatments, generally with prospective effect. Since our receipt of the financial incentives or preferential treatments is subject to periodic time lags and inconsistent government practice, as long as we continue to receive these financial incentives or preferential treatments, our net income in a particular period may be higher or lower relative to other periods depending on the potential changes in these financial incentives in addition to any business or operational factors that we may otherwise experience. Therefore, the discontinuation of financial incentives currently available to us could have a material adverse effect on our financial condition, results of operations, cash flows and prospects.

*Share-based payments may impact our financial performance and cause shareholding dilution to our existing Shareholders.*

To incentivize our employees, directors and align their interests with ours, we may grant share-based compensation in the future. Expenses incurred with respect to such share-based payment may increase our operating expenses and therefore have an adverse effect on our financial performance. Issuance of additional Shares with respect to such share-based payment may also dilute the shareholding percentage of our existing Shareholders.

## RISK FACTORS

### Other Risks Relating to Our Operations

*We may not be able to identify or control the risks relating to our international business in a timely manner or at all. Changes in the international trade environment and policies may adversely impact our business and operating results.*

We operate our business and sell our products to customers globally. International market conditions and the international regulatory environment have historically been affected by competition among countries and geopolitical frictions. During the course of our international business operations, we are exposed to various risks, including:

- compliance with foreign laws and regulatory requirements of different jurisdictions and various industry standards, in particular, those related to life sciences research and application services and products;
- exposure to litigation risks;
- political and economic instabilities;
- foreign exchange rate exposure;
- unfamiliarity with local operating and market conditions;
- cultural and language difficulties;
- trade restrictions, technology barriers, protectionism and economic sanctions;
- import or export licensing requirements imposed by various countries;
- competition from local companies;
- local taxes;
- managing relationships with and collecting payments from local customers;
- stringent environment, safety and labor standards; and
- potential disputes with local collaborating partners and difficulty in managing relationships with local customers.

If we fail to identify or control any of the foregoing or other risks and uncertainties, the results of our international operations could be adversely affected, which in turn could adversely affect our financial condition and results of operations.

## RISK FACTORS

*We could be adversely affected as a result of any sales we make to certain countries that are, or become subject to, sanctions administered by the United States, the European Union, the United Nations, the United Kingdom, Australia and other relevant sanctions authorities.*

Certain countries or organizations, including the United States, the European Union, the United Nation, the United Kingdom, and Australia (together, the “**Relevant Jurisdictions**”), have, through executive order, legislations or other government means, implemented measures that impose economic sanctions against certain countries, regions or targeted industry sectors, groups of companies or persons, and/or organizations within such countries and regions.

During the Track Record Period, we sold drug products and medical instrument to certain customers in the Relevant Regions, contributing an aggregate of RMB123.2 million, RMB47.5 million, RMB38.2 million and RMB26.4 million for the years ended December 31, 2021, 2022, 2023 and the six months ended June 30, 2024, respectively, accounting for 9.4%, 4.2%, 3.0% and 3.8% of our total revenue during the respective period. The Relevant Regions were subject to various sanctions during the Track Record Period but none of them was a Comprehensively Sanctioned Country subject to a general and comprehensive export, import, financial or investment embargo under sanctions related law or regulation of a Relevant Jurisdiction.

Sanctions laws and regulations are constantly evolving, and new persons and entities are regularly added to the list of Sanctioned Persons. Further, new requirements or restrictions could come into effect which might increase the scrutiny on our business or result in one or more of our business activities being deemed to have violated sanctions. We can provide no assurance that our future business will be free of any sanctions risks or our business will conform to the expectations and requirements of the authorities of the Relevant Jurisdictions. Our business and reputation could be adversely affected if the authorities of the Relevant Jurisdictions were to determine that any of our future activities constitutes a violation of the sanctions they impose or provides a basis for a sanction designation of our Group. For more details on our business operations in the Relevant Regions subject to International Sanctions, please refer to the paragraphs headed “Business — Business Activities with Regions subject to International Sanctions.”

*We may be directly or indirectly subject to applicable anti-corruption and anti-bribery laws and regulations, which could expose us to penalties and other adverse effects.*

We engage in the R&D, manufacturing and commercialization of biopharmaceutical products and medical devices in the pharmaceutical industry in China, and we and our stakeholders are subject to anti-bribery laws of China. These laws generally prohibit companies and their representatives from making improper payments to government officials for the purpose of obtaining or retaining business or to otherwise obtain favorable treatment or influence a person working in an official capacity. The PRC government has taken increasingly stringent measures to correct corruptive practices in the pharmaceutical industry (“**Anti-corruption Campaign**”) since 2023. For example, in May 2023, the National Health Commission and 13 other government agencies jointly issued the Key Points for the Correction of Malpractice in the Purchase and Sales of

## RISK FACTORS

Medical Products and Medical Services in 2023 (2023年糾正醫藥購銷領域和醫療服務中不正之風工作要點), emphasizing the need to address prominent corruption issues in the healthcare industry, particularly to rectify the malpractice that may occur involving the medical industrial associations and during the process of the purchases and sales of medical products. The Anti-corruption Campaign targets not only at the medical and health institutions, but has also extended to upstream manufacturers, distribution channels, and third-party organizations, such as medical industrial associations. As this campaign deepens, our proposed sales and marketing programs may be impacted, and furthermore, the anti-corruption campaign may influence the behavior of certain of our customers and their spending patterns. We cannot guarantee these our procedures and controls to monitor anti-bribery compliance can fully protect us from reckless or criminal acts committed by our employees or agents, and we could be held liable for actions taken by our employees or agents, which could expose us to risks of regulatory investigations and penalties. If we fail to comply with applicable anti-bribery laws due to our own deliberate or inadvertent acts or those of our employees, our reputation could be harmed and we could incur criminal or civil penalties, other sanctions and significant expenses, which could have a material adverse effect on our business, financial condition and results of operations.

*We may fail to sufficiently and promptly respond to rapid scientific and technological changes, clinical demand and market changes in the pharmaceutical industry, and we may be unable to maintain or enhance our market share in this industry for a variety of reasons.*

The global pharmaceutical industry is characterized by rapid advances in science and technology and the continuous emergence of new treatment options. Our future success partially depends on our ability to launch new products or services that meet evolving market demands, in particular, new drugs, that are effective in treating new diseases and illnesses. We cannot assure you that we will be able to respond to emerging or evolving trends by improving our product portfolio and services in a timely manner, or at all.

In addition, clinical demand for pharmaceutical and medical device products and CRO services may change rapidly and significantly. Our success depends on our ability to anticipate product offering lead-time and demand, identify customer preferences and adapt our products and services to these preferences. We may need to adjust our research and development plan, production scale and schedule, product portfolio, and inventory levels based on customer demand, sales trends and other market conditions. There can be no assurance that we will be able to sufficiently and promptly respond to changes in clinical demand and purchasing patterns in the future, and such failure may have a material and adverse effect on our business, financial condition, results of operations and profitability.

The pharmaceutical industry is highly competitive and fragmented. We face competition from both domestic and international competitors across most of our product lines based on quality, the timing and scope of the regulatory approvals, prices, sales and marketing capabilities, the availability and cost of supply, patent position and other factors. In general, we face pricing competition from domestic competitors, and

## RISK FACTORS

competition on product quality and brand recognition from international competitors. In particular, some of our domestic competitors may have, among other things, greater pricing flexibility and more robust sales networks, which may enable them to offer products with similar functions but lower prices to the end users. We may not be able to successfully compete with our competitors and cannot ensure you that we will be able to demonstrate compelling advantages in quality to overcome price competition and to be commercially successful.

In addition, some of our competitors may have, among other things:

- greater financial and other resources;
- a greater variety of products;
- brands and products that are better recognized by doctors who recommend products to patients;
- more extensive development and technical capabilities and human resources;
- stronger manufacturing capabilities; or
- more extensive sales networks.

***Business disruptions could seriously harm our future revenue and financial condition and increase our costs and expenses.***

Our operations, and those of our suppliers, research institution collaborators and other business partners, could be subject to natural or man-made disasters, health epidemic, or business interruptions, for which we are predominantly self-insured. Damage or extended periods of interruption to our and our partners' administration, development, research, manufacturing or storage facilities due to fire, natural disaster, health epidemic, power loss, communications failure, unauthorized entry or other events could cause us to cease or delay development or commercialization of some or all of our product candidates, seriously harm our and our partners' operations and financial condition, and increase our and their costs and expenses.

***We may incur unexpected charges relating to our operations.***

Certain post-production processes, including transportation, storage, warehousing and usage, may adversely affect the quality of our products. We generally rely on transport operators for delivery of our products. Delivery disruptions for reasons beyond our control, including weather conditions, political turmoil, social unrest and strikes, could lead to delayed deliveries. The nature of pharmaceutical products may also mean that poor handling or storage by pharmacies, hospitals, patients or transport operators could result in damage to our products, including contamination or degeneration. For example, prolonged exposure to heat or sunlight may damage certain pharmaceutical products. Some of these processes are managed by third parties, over which we have limited control. In particular, once we have sold our products to distributors, we have limited control over how our distributors store and transport our products.

## RISK FACTORS

If, as a result of such post-production processes, our products are deemed or proven to be unsafe, ineffective, defective or contaminated, this may result in product liability or product recalls. Even if a situation does not necessitate a product recall, we cannot assure you that product liability claims will not be asserted against us as a result. Any claims relating to the quality of our products, regardless of their merit, could adversely affect our reputation, divert the time, resources and attention of our management, and result in material and adverse impact on our operations, revenue and profitability.

We may incur future charges relating to inventory that expires or as a result of customer failures to pay invoiced amounts timely or in full. We may have significant bad debt expenses or write-offs in the future. We could also experience additional charges for potential inventory obsolescence related to other products if we are unable to sell units that are nearing their expiration dates, or for bad debt if other distributors do not pay outstanding receivables in full. Those or similar future events would have an adverse impact upon our operating results.

*We cannot predict the safety profile of the use of our products, particularly when used in combination with other drugs. If our products cause, or are perceived to cause, severe side effects, our operations, revenue, profitability and business prospects could be adversely affected.*

While the products we sell have good safety profiles, we cannot predict whether any product we sell may have unexpected safety issues in new patient populations or when used in new indications. For instance, the same drug could have different effects on patients with different physical conditions or on other medications, and the corresponding reactions could be unpredictable. In addition, we cannot predict how the products we sell or other drugs we may develop or market will work with other drugs, including causing possible adverse side effects not directly attributable to the other drugs that could compromise the safety profile of the products we sell or other drugs we may develop or market when used in certain combination therapies. We are exploring new indications for the products we sell and there is a risk that new safety issues could appear in these new patient populations.

Among our product candidates, we had submitted the NDA for JY29-2 (Jiyoutai), JY06 (Jixinfen) and JY49 as of the Latest Practicable Date. The Phase III clinical trial of JY29-2 (Jiyoutai) was completed in October 2023, which demonstrated, together with the Phase I clinical trial, that JY29-2 (Jiyoutai) and the control drug (Ozempic®) had similar clinical efficacy and safety profile. In Phase I and Phase III clinical trials, JY06 (Jixinfen) demonstrated a favorable safety profile similar to its originator, Neulastim® (PEG-G-CSF). In a bioequivalence study, JY49 has demonstrated biosimilarity and equivalence in both safety and efficacy profile that is similar to its originator, Doptelet® (avatrombopag).

However, as we introduce new products, there may be adverse safety events related to those products. Adverse safety events may have a negative impact on our business. Discovery of safety issues with our products could create product liability and could cause additional regulatory scrutiny and requirements for additional labeling, withdrawal of products from the market, and the imposition of fines or criminal penalties. Adverse safety events may also damage confidence in our products and our reputation.



## RISK FACTORS

Any of these could result in liabilities, loss of revenue, material write-offs of inventory, material impairments of goodwill and fixed assets, material restructuring charges and other adverse impacts on our operations.

Regulatory authorities are making greater amounts of stand-alone safety information directly available to the public through periodic safety update reports, patient registries and other reporting requirements. The reporting of adverse safety events involving our products or products similar to ours and public rumors about such events may increase claims against us and may also cause our product sales to decline or experience periods of volatility.

*If counterfeit of our products become available in the market, it could negatively affect our sales, damage our reputation and the brand names for the relevant products and expose us to liability claims.*

Certain products distributed or sold in the pharmaceutical markets in the PRC and overseas may be manufactured without proper licenses or approvals or fraudulently mislabeled with respect to their content or manufacturer. These products are generally referred to as counterfeit products. The counterfeit product control and enforcement system, particularly in developing markets such as the PRC, may be inadequate to discourage or eliminate the manufacturing and sale of counterfeit products, including those imitating the products we sell. Consequently, certain pharmaceutical products sold in the PRC and other markets may be counterfeit products.

Since counterfeit products are generally sold at lower prices than authentic products, and are in some cases very similar in appearance to authentic products, counterfeit products imitating our own products can quickly erode our sales volume of the relevant product. Moreover, counterfeit products may or may not have the same chemical composition as our products, which may make them less effective than our products, entirely ineffective or more likely to cause severe adverse side effects. This could expose us to negative publicity, reputational damage, fines and other administrative penalties, and may even result in litigation against us.

As a result of these factors, the continued proliferation of counterfeit products in the market could affect our sales, damage our reputation and the brand names for the relevant products and expose us to liability claims. There can be no assurances that instances of counterfeit version of our products in the future will not have a material adverse effect on us or we will be able to prevent future occurrences in the PRC.

In addition, any negative publicity relating to counterfeit products concerning us, any other company in the pharmaceutical industry in China or in general, even if untrue, could adversely affect our reputation and business prospects. We cannot assure you that negative publicity about us would not damage our brand image or have a material adverse effect on our operations, revenue and profitability.



## RISK FACTORS

*If we or our brand names fail to maintain a positive reputation, many aspects of our business and our business prospects could be adversely affected.*

We depend on our reputation and the brand names of our products in many aspects of our business, including but not limited to:

- gain access to, and for our products to be perceived favorably by, medical institutions and healthcare professionals that drive and affect patient demand for products in the PRC;
- to effectively work with the relevant authorities that regulate various aspects of our business;
- to gain the trust of patients and consumers of our products;
- to competitively position ourselves in the centralized tender process required for our products to be sold to public hospitals and medical institutions in the PRC;
- to successfully attract employees, distributors, and other business partners to work with us; and
- to increase market share of our products through brand recognition.

However, there can be no assurance that we will be able to maintain a positive reputation or brand name for all our products in the future. Our reputation and the brand names of our products may be adversely affected by a number of factors, many of which are outside our control, including but not limited to:

- adverse associations with our products, including with respect to their efficacy or side effects;
- the effects of counterfeit products purporting to be our products;
- lawsuits and regulatory investigations against us or otherwise relating to our products or industry;
- improper or illegal conduct by our employees, distributors, suppliers and third-party promoters, whether or not authorized by us; and
- adverse publicity that is associated with us, our products or our industry, whether founded or unfounded.

If we or the brand names of our products fail to maintain a positive reputation as a result of these or other factors, our products may be perceived unfavorably by hospitals, medical professionals, regulators and patients, and our operations and business prospects could be adversely affected.

## RISK FACTORS

In addition, despite our internal guidelines and supervision efforts, our employees or distributors may fail to follow such guidelines, which may adversely affect our sales and reputation. For example, our employees or distributors may fail to provide accurate and complete information about our products, as a result of which hospitals, medical institutions, doctors and patients may misunderstand or misuse our products. During the Track Record Period and as of the Latest Practicable Date, there had been no such incident to the best of our knowledge. Such misunderstanding or misuse could result in our products being less effective, or cause severe adverse effects that could otherwise be avoided. As a result, the sales volume and reputation of our products could be adversely affected and we could be exposed to product liability lawsuits or regulatory investigations, resulting in penalties, fines or other disruptions to our operations.

*Our business depends on our key senior management members, key development personnel and key marketing and sales personnel. If we are unable to retain our key employees or to attract and retain skilled and experienced personnel, our ability to conduct our business could be materially impaired and our business prospects could be adversely affected.*

We depend on the continued contributions of our senior management, especially the executive officers listed in the section headed “Directors, Supervisors and Senior Management” in this prospectus, and other key employees, many of whom are difficult to replace. The loss of the services of any of our executive officers or other key employees could materially harm our business.

Our future success is dependent on our ability to attract a significant number of qualified employees and retain existing key employees, especially our product development and technology professionals. We believe that there is, and will continue to be, intense competition for highly skilled management, technical, sales and other personnel with experience in our industry in the cities where our offices are located. Our need to significantly increase the number of our qualified employees and retain key employees may cause us to materially increase compensation-related costs, including stock-based compensation. We must provide competitive compensation packages and a high-quality work environment to hire, retain and motivate employees. In addition, our senior management team has limited experience in running public companies, which will require us to expend additional resources in hiring additional support staff and incur additional costs and expenses. To the extent we hire personnel from competitors, we also may be subject to allegations that they have been improperly solicited or divulged proprietary or other confidential information. If we are unable to retain and motivate our existing employees and attract qualified personnel for important positions, we may be unable to manage our business effectively, including the development, marketing and sale, which could adversely affect our business, operating results and financial condition, and the price of our Global Offering could suffer.

## RISK FACTORS

*Our business could be adversely affected by natural disasters, public health crises such as the COVID-19 pandemic, political crises, economic downturns or other unexpected events.*

Natural disasters, health epidemics, acts of war or terrorism or other factors beyond our control may adversely affect the economy, infrastructure and livelihood of the people in the regions where we conduct our business. Our operations may be under the threat of natural disasters, such as floods, earthquakes, sandstorms, snowstorms, fire or drought, the outbreak of a widespread health epidemic, such as swine flu, avian influenza, severe acute respiratory syndrome, or SARS, Ebola, Zika, COVID-19, other factors beyond our control, such as power, water or fuel shortages, failures, malfunction and breakdown of information management systems, unexpected maintenance or technical problems, or are susceptible to potential wars or terrorist attacks.

The occurrence of a disaster or a prolonged outbreak of an epidemic illness, including the COVID-19 pandemic, or other adverse public health developments in the world could materially disrupt our business and operations. These uncertain and unpredictable factors include adverse effects of the pandemic on the economy, potential delays of our ongoing and future clinical trials, and disruptions to the operations of our business partners and CROs. Our business operations and financial results may be adversely affected in the future by COVID-19 resurgence, and it may also have the effect of heightening other risks described in this prospectus, including those relating to our ability to initiate or continue clinical trials for our product candidates.

Acts of war or terrorism may also injure our employees, cause loss of lives, disrupt our business network and destroy our markets. Any of the foregoing events and other events beyond our control could have an adverse effect on the overall business sentiment and environment, cause uncertainties in the regions where we conduct business, cause our business to suffer in ways that we cannot predict and materially and adversely impact our business, financial condition and results of operations.

*If we, our management or directors become party to litigation, legal disputes, claims or administrative proceedings, our management or directors' attention may be diverted and our operations, reputation, revenue and profitability could be adversely affected.*

We, our management or directors may from time to time become party to litigation, legal disputes, claims or administrative proceedings arising in the ordinary course of our business. Involvement in litigation, legal disputes, claims or administrative proceedings may distract our management's or directors' attention and consume our time and other resources. Furthermore, any litigation, legal disputes, claims or administrative proceedings which are initially not of material importance may escalate due to the various factors involved, such as the facts and circumstances of the cases, the likelihood of winning or losing, the monetary amount at stake and the parties concerned, and such factors may result in these cases becoming of material importance to us.

## RISK FACTORS

In addition, negative publicity arising from litigation, legal disputes, claims or administrative proceedings may damage our reputation and adversely affect the image of our brands and products. In addition, if any verdict or award is rendered against us, we could be required to pay significant monetary damages, assume other liabilities, and suspend or terminate the related business ventures or projects. Consequently, our business, financial condition and results of operations may be materially and adversely affected.

*Product liability claims or lawsuits against us could result in expensive and time-consuming litigation, payment of substantial damages and increases in our insurance rates.*

We face an inherent risk of product and professional liability as a result of the clinical testing and any future commercialization of our product candidates inside and outside China. For example, we may be sued if our product candidates cause or are perceived to cause injury or are found to be otherwise unsuitable during clinical testing, manufacturing, marketing or sale. Any such product liability claims may include allegations of defects in manufacturing, defects in design, a failure to warn of dangers inherent in the drug, negligence, strict liability or a breach of warranties. Claims could also be asserted under applicable consumer protection laws. If we cannot successfully defend ourselves against the claims, we may incur substantial liabilities or be required to limit commercialization of our product candidates. Even successful defense would require significant financial and management resources. Regardless of the merits or eventual outcome, liability claims may result in:

- decreased demand for our product candidates;
- injury to our reputation;
- withdrawal of clinical trial participants and inability to continue clinical trials;
- initiation of investigations by regulatory authorities;
- costs to defend the related litigation;
- a diversion of management's time and our resources;
- substantial monetary awards to trial participants or patients;
- product recalls, withdrawals or labelling, marketing or promotional restrictions;
- loss of revenue;
- exhaustion of any available insurance and our capital resources;
- the inability to commercialize any approved product candidate; and
- a decline in the market price of our H Shares.

## RISK FACTORS

To cover such liability claims arising from clinical studies, we purchase clinical trial insurance to cover adverse events in our clinical trials. It is possible that our liabilities could exceed our insurance coverage or that our insurance will not cover all situations in which a claim against us could be made. We may not be able to maintain insurance coverage at a reasonable cost or obtain insurance coverage that will be adequate to satisfy any liability that may arise. If a successful product liability claim or series of claims is brought against us for uninsured liabilities or in excess of insured liabilities, our assets may not be sufficient to cover such claims and our business operations could be impaired. Should any of these events occur, it could have a material adverse effect on our business, financial condition and results of operations.

*If we engage in future acquisitions or strategic partnerships, this may increase our capital requirements, dilute the value of your investment in our H Shares, cause us to incur debt or assume contingent liabilities, and subject us to other risks.*

From time to time, we may evaluate various acquisitions and strategic collaborations, including licensing or acquiring complementary products, intellectual property rights, technologies or businesses, as we may deem appropriate to carry out our business plan. Any potential acquisition or strategic collaboration may entail numerous risks, including, but not limited to:

- increased operating expenses and cash requirements;
- the assumption of additional indebtedness or contingent liabilities;
- dilution to our existing Shareholders from our issuance of additional equity securities;
- the diversion of our management's attention from our existing product programs and initiatives in pursuing such a strategic merger or acquisition;
- loss of key personnel, and uncertainties in our ability to maintain key business relationships;
- risks and uncertainties associated with the assimilation of operations, corporate culture intellectual property, products and personnel of the acquired company or business;
- risks and uncertainties associated with the other party to such a transaction, including the prospects of that party and its existing products or product candidates and regulatory approvals;
- inability to generate revenue from acquired technology or products sufficient to meet our objectives in undertaking the acquisition or even to offset the associated acquisition and maintenance costs; and
- changes in accounting principles relating to recognition and measurement of our investments that may have a significant impact on our financial results.

## RISK FACTORS

Additionally, if we undertake acquisitions, we may issue dilutive securities, assume or incur debt obligations, incur large onetime expenses and acquire intangible assets that could result in significant future amortization expenses. Moreover, we may not be able to locate suitable acquisition opportunities and this inability could impair our ability to grow or obtain access to technology or products that may be important to the development of our business.

Further, according to the Anti-Monopoly Law of PRC (《反壟斷法》) and the Provisions on Thresholds for Prior Notification of Concentrations of Undertakings (《關於經營者集中申報標準的規定》), or the “Prior Notification Rules” issued by the State Council, the concentration of business undertakings by way of mergers, acquisitions or contractual arrangements that allow one market player to take control of or to exert decisive impact on another market player must also be notified in advance to the MOFCOM when the threshold is crossed and such concentration shall not be implemented without the clearance of prior notification. Our ability to expand our business or maintain or expand our market share through future acquisitions would as such be materially and adversely affected.

*We may experience failures in our information and data management systems and security breaches and other disruptions could compromise our information and expose us to liability, which could adversely affect our operations, revenue and profitability.*

We make use of information and data management systems to obtain, process, analyze and manage data. We use these systems to, among other things, monitor the daily operations of our business, maintain operating and financial data, manage our distribution network as well as manage our production operations and quality control systems. Any system damage or failure that interrupts data input, retrieval or transmission or increases service time could disrupt our normal operations. There can be no assurance that we will be able to effectively handle a failure of our information systems, or that we will be able to restore our operational capacity in a timely manner to avoid disrupting our business. The occurrence of any of these events could adversely affect our ability to effectively manage our business operations. In addition, if the capacity of our information systems fails to meet the increasing needs of our expanding operations, our ability to expand may be constrained.

*If we fail to comply with environmental, health and safety laws and regulations, we could become subject to fines or penalties or incur costs that could materially and adversely affect the success of our business.*

Our business operations are subject to numerous environmental, health, and safety laws and regulations in China, including those governing laboratory procedures and the handling, use, storage, treatment and disposal of highly toxic and hazardous materials, chemicals, and wastes. Our operations involve the use of hazardous and flammable materials, including chemicals and biological materials. Our operations also produce hazardous waste products. We contract with third parties for the disposal of these materials and wastes. We cannot fully eliminate the risk of accidental contamination, biological or chemical hazards or personal injury at our facilities during the process of discovery, testing, development and manufacturing of our product candidates. In the

## RISK FACTORS

event of such accident, we could be held liable for damages and clean-up costs which, to the extent not covered by existing insurance or indemnification, could harm our business. We may also be forced to close or suspend operations at certain of our affected facilities temporarily or permanently. As a result, any accidental contamination, biological or chemical hazards or personal injury could have a material and adverse impact on our business, financial condition, results of operations and prospects.

We also could incur significant costs associated with civil or criminal fines and penalties for failure to comply with such laws and regulations. In addition, we may incur substantial costs in order to comply with current or future environmental, health, and safety laws and regulations. These current or future laws and regulations may impair our product candidate R&D program efforts. Moreover, there is increasing stakeholder pressure on companies to diligence environmental, social, and governance matters in the supply chain. For example, the use of bespoke packaging in the delivery process will likely be producing environmentally unfriendly wastes. Negative publicity regarding production and packaging methods, alleged practices or workplace or related conditions of any of our suppliers, CROs, or other third parties who perform services for us could adversely affect our reputation and force us to locate alternatives, which could increase our costs and result in delayed supply of components for, and manufacturing of, our product candidates, or other disruptions to our operations.

In terms of the construction of our manufacturing facilities, they can be put into operation after the relevant administrative authorities in charge of environmental protection and health and safety examine and approve such facilities. We cannot assure you that we will be able to obtain all the regulatory approvals for our construction projects in a timely manner, or at all. Delays or failures in obtaining all the requisite regulatory approvals for our construction projects may affect our abilities to develop, manufacture and commercialize our product candidates as we plan.

***Increased labor costs could result in exceeding expenses, slow our growth and affect our profitability. In the event of labor shortages, labor disputes or striking, our business operation and financial performance may be materially adversely affected.***

Our success depends in part upon our ability to attract, motivate and retain a sufficient number of qualified employees, including management, technical, research and development, sales and marketing, production, quality control and other personnel. We face intense competition in recruiting and retaining qualified personnel, as competitors are competing for the same pool of qualified personnel and our remuneration packages may not be as competitive as those of our competitors. Increasing market competition may cause market demand and competition for qualified employees to intensify.

As our production process requires skilled technical workers in design, operating and quality control, we cannot guarantee that we can retain and attract sufficient qualified employees on reasonable employment terms. In the event that we cannot keep the existing skilled workers or recruit sufficient skilled workers to replace the departing skilled workers, or to cope with our expansion plan on a timely basis at reasonable costs, or that the turnover rate of our workers is high and we do not have time to train up the workers to cope with our standards, our production process can be severely affected or



## RISK FACTORS

interrupted. If we face labor shortages or significant increases in labor costs, higher employee turnover rates or changes to labor laws and regulations, our operating costs could increase significantly, which could materially adversely affect our results of operations. In addition, we could face labor disputes with our employees, which could lead to fines by governmental authorities and settlement costs to resolve the disputes. Labor disputes could also make it more difficult to recruit new employees due to the reputational damage caused by labor disputes.

*We have limited insurance coverage, and any claims beyond our insurance coverage may result in our incurring substantial costs and a diversion of resources.*

We maintain insurance policies that are required under the PRC laws and regulations and that we believe are in line with market practice and adequate for our business to safeguard against risks and unexpected events. Our insurance policies cover adverse events in our clinical trials, and we also maintain property loss insurance. We maintain social welfare insurance for our employees in accordance with relevant PRC laws and regulations. However, our insurance coverage may be insufficient to cover any claims that we may have. Any liability or damage to, or caused by, our facilities or our personnel beyond our insurance coverage may result in our incurring substantial costs and a diversion of resources and may negatively impact our drug development and overall operations.

*Our legal right to certain properties may be challenged.*

As of the date of this prospectus, two of our leased properties that is used as business liaison with an aggregate gross floor area of approximately 172.45 sq.m. was subject to potential title defects, as the lessors of such leased properties had not provided us with the relevant title ownership certificates. As a result, the leases may not be valid and there are risks that we may not be able to continue to use such properties, according to our PRC Legal Adviser. We believe that the defect would not materially and adversely affect our business operations. As of the date of this prospectus, we are not aware of any challenges being made by a third party or government authority to the titles of any of these leased properties that might affect our current occupation.

According to relevant laws and regulations and as confirmed by our PRC Legal Adviser, there are no rules or regulations requiring the lessee to obtain the ownership certificate or imposing regulatory punishment on the lessee for not doing so. Accordingly, our PRC Legal Adviser is of the view that we are not subject to any material administrative penalty for any of the title defects in the leased properties. Moreover, according to relevant PRC laws and regulations and the lease agreements, the lessee may have the right to claim compensation if the lease agreement is invalid due to the lessor's fault. If our ability to continue leasing such properties is affected by a third-party objection, we may seek indemnity from the lessor in accordance with relevant PRC laws and regulations and the lease agreements. We believe there is a sufficient reservoir of comparable alternative properties in proximity, and therefore do not expect to incur significant time and cost for identifying alternatives and relocating our operations in the unlikely event that we were required to do so.

## RISK FACTORS

As of the Latest Practicable Date, 19 lease agreements of our leased properties had not been registered and filed with relevant land and real estate management departments in China. Under the relevant PRC laws and regulations, the parties to a lease agreement have the obligation to register and file the executed lease agreement. As advised by our PRC Legal Adviser, the validity and enforceability of the lease agreements are not affected by the failure to register or file the lease agreements with the relevant government authorities. According to the relevant PRC regulations, we may be ordered by the relevant government authorities to register the relevant lease agreements within a prescribed period, failing which we may be subject to a fine ranging from RMB1,000 to RMB10,000 for each unregistered lease. As of the date of this prospectus, we have not received any order from the relevant government authorities requiring us to register these lease agreements. We undertake to cooperate fully to facilitate the registration of lease agreements once we are notified of any requirements by the relevant government authorities.

During the Track Record Period and up to the Latest Practicable Date, we had not been subject to any actions, claims or investigations threatened against us or our lessors with respect to the defects in our leasehold interests which may have a material adverse impact on our business, financial condition and results of operation. However, if any of our leases is terminated as a result of challenges by third parties or governmental authorities for lack of title certificates or proof of authorization to lease, we do not expect to be subject to any fines or penalties, but we may be forced to relocate the affected business liaison offices and incur additional expenses relating to such relocation. We cannot guarantee that suitable alternative locations are readily available on commercially reasonable terms, or at all, and if we fail to relocate our operations in a timely manner, our operations may be interrupted.

In addition, as of the Latest Practicable Date, we had not obtained the real estate ownership certificates for three properties occupied by us used for employee dormitories, with an aggregate gross floor area of approximately 209.7 sq.m., representing around 0.5% of the total gross floor areas of our owned properties. Based on the above, our PRC Legal Adviser is of the view that the title defect will not have a material adverse impact on production and business operations.

*Even after we obtain regulatory approval for the marketing and distribution of our drugs, our products will continue to be subject to ongoing or additional regulatory obligations and continue to be subject to regulatory review, which may result in significant additional expenses and if we fail to comply with regulatory requirements or encounter unexpected problems related to future approved drugs, we may be subject to penalties.*

If the NMPA, FDA or a comparable regulatory authority approves any of our product candidates, the manufacturing processes, labeling, packaging, distribution, adverse event reporting, storage, advertising, promotion and recordkeeping for the drug will be subject to extensive and ongoing regulatory requirements on pharmacovigilance. These requirements include submissions of safety and other post-marketing information and reports, registration, random quality control testing, adherence to any chemistry, manufacturing, and controls, or CMC, specifications, continued compliance with current GMPs, and GCPs and potential post-approval studies for the purposes of license renewal.

## RISK FACTORS

Any approvals that we receive for our product candidates may be subject to limitations on the approved indicated uses for which the drug may be marketed or to the conditions of approval, which could adversely affect the drug's commercial potential or contain requirements for potentially costly post-marketing testing and surveillance to monitor the safety and efficacy of the product candidates. The NMPA, FDA or a comparable regulatory authority may also require a risk evaluation mitigation strategy program as a condition of approval of our product candidates or following approval. In addition, if the NMPA, FDA or a comparable regulatory authority approves our product candidates, we will have to comply with requirements, including, for example, submissions of safety and other post-marketing information and reports, registration, as well as continued compliance with cGMP and good clinical practice ("GCP"), for any clinical trials that we conduct post-approval.

Moreover, regulatory policies may change or additional government regulations may be enacted that could prevent, limit or delay regulatory approval of our product candidates. If we are not able to maintain regulatory compliance, we may lose the regulatory approvals that we have already obtained and may not achieve or sustain profitability, which in turn could significantly harm our business, financial condition and prospects.

The NMPA, FDA and other regulatory authorities strictly regulate the marketing, labelling, advertising and promotion of products that are placed on the market. Drugs may be promoted only for their approved indications and for use in accordance with the provisions of the approved label. The NMPA, FDA and other regulatory authorities actively enforce the laws and regulations prohibiting the promotion of off-label uses, and a company that is found to have improperly promoted off-label uses may be subject to significant liability.

*If we fail to effectively manage our anticipated growth or execute on our growth strategies, our business, financial condition, results of operations and prospects could suffer.*

Our growth strategies include but are not limited to increasing our penetration into the global market, maximizing the commercial value for our new drugs in China, expanding our drug discovery, development and manufacturing capacity for our innovative drug business and pursuing strategic acquisitions. For more information, please refer to the paragraphs headed "Business — Our Strategies." Pursuing our growth strategies has resulted in, and will continue to result in, substantial demands on capital and other resources. In addition, managing our growth and executing our growth strategies will require, among other things, our ability to continue to innovate and develop advanced technology in the highly competitive global pharmaceutical market, effective coordination and integration of our facilities and teams across different sites, successful hiring and training of personnel, effective cost control, sufficient liquidity, effective and efficient financial and management control, increased marketing and customer support activities, effective quality control, and management of our suppliers to leverage our purchasing power. Any failure to execute on our growth strategies or realize our anticipated growth could materially and adversely affect our business, financial condition, results of operations and prospects.

## RISK FACTORS

### RISKS RELATING TO DOING BUSINESS IN THE COUNTRY WHERE WE OPERATE

*Changes in economic, regulatory, political and social conditions could have a material and adverse effect on our results of operations, financial performance and business prospects.*

We are headquartered in Zhejiang Province, China and currently most of our operations are conducted in China. Accordingly, our results of operations, financial performance and business prospects may be influenced by the economic, regulatory, political and social conditions in China. China has implemented, and may continue to introduce, among others, various policies and measures to encourage the economic growth and guide the allocation of resources. Any material changes of the economic, regulatory, political and social conditions in China may have material and adverse effect on our results of operations, financial performance and business prospects.

*Governmental control of currency conversion, and restrictions on the remittance of Renminbi into and out of the PRC, may limit our ability to utilize our revenue effectively and adversely affect the value of your investment.*

The Renminbi is not currently a freely convertible currency, as the PRC Government imposes controls on the convertibility of Renminbi into foreign currencies and in certain cases, the remittance of currency out of China. A substantial majority of our future revenue is expected to be denominated in Renminbi and we will need to convert Renminbi into foreign currencies for the payment of dividends, if any, to holders of our H Shares. Shortages in the availability of foreign currency may restrict our ability to remit sufficient foreign currency to pay dividends or other payments, or otherwise satisfy our foreign currency denominated obligations.

Under China's current foreign exchange control system, foreign exchange transactions under the current account conducted by us, including the payment of dividends, do not require advance approval from SAFE, but we are required to present relevant documentary evidence of such transactions and conduct such transactions at designated foreign exchange banks within China that have the licenses to carry out foreign exchange business. Approval from appropriate government authorities is required where Renminbi is to be converted into foreign currency and remitted out of China to pay capital expenses.

*You may have limited recourses in effecting service of legal process, enforcing foreign judgments or bringing original actions in China against us or our management named in the documents based on Hong Kong or other foreign laws.*

A substantial part of our assets, and a majority of our Directors, Supervisors and senior management, are located in China. As a result, it may not be possible for investors to effect services of process upon us, or our Directors, Supervisors or senior management who reside in China. China has not entered into treaties or arrangements providing for the recognition and enforcement of judgments made by courts of most other jurisdictions.

## RISK FACTORS

On July 14, 2006, the Supreme People's Court of the PRC and Hong Kong entered into the Arrangement on Reciprocal Recognition and Enforcement of Judgments in Civil and Commercial Matters by the Courts of the Mainland and of the Hong Kong Special Administrative Region Pursuant to Choice of Court Agreements between Parties Concerned (《關於內地與香港特別行政區法院相互認可和執行當事人協議管轄的民商事案件判決的安排》), or the 2006 Arrangement. Pursuant to the Arrangement, where any designated PRC court or any designated Hong Kong court has made an enforceable final judgment requiring payment of money in a civil or commercial case under a choice of court agreement in writing, any party concerned may apply to the relevant PRC court or Hong Kong court for recognition and enforcement of the judgment. A choice of court agreement in writing is defined as any agreement in writing entered into between parties after the effective date of the Arrangement in which a Hong Kong court or a mainland court is expressly selected as the court having sole jurisdiction for the dispute.

On January 18, 2019, the Arrangement on Reciprocal Recognition and Enforcement of Judgments in Civil and Commercial Matters by the Courts of the Mainland and of the Hong Kong Special Administrative Region (《關於內地與香港特別行政區法院相互認可和執行民商事案件判決的安排》), or the New Arrangement, was signed between the Supreme People's Court of the PRC and Hong Kong and effective on January 29, 2024, and the 2006 Arrangement has been superseded. The New Arrangement establishes a bilateral legal mechanism with greater clarity and certainty for reciprocal recognition and enforcement of judgments between Hong Kong and the PRC in civil and commercial matters under both Hong Kong and PRC law. The New Arrangement sets forth, among others, the scope, specific types of matters to be covered or excluded, jurisdictional grounds for the purpose of recognition and enforcement as well as grounds for refusal of recognition and enforcement. However, the 2006 Arrangement will remain applicable to a "choice of court agreement in writing" within the meaning of 2006 Arrangement which is made before the effective date of New Arrangement. As the New Arrangement went effective relatively recently and its implementation and interpretation are still evolving, as a result, investors may have limited resources when they seek recognition and enforcement of judgments obtained from non-PRC courts against us or our Directors or officers who live in the PRC.

*Fluctuations in exchange rates of the Renminbi could result in foreign currency exchange losses.*

The value of the Renminbi against the Hong Kong dollar, U.S. dollar and other currencies may fluctuate and is affected by, among other things, changes in political and economic conditions in the PRC and by the PRC's foreign exchange policies. Renminbi has fluctuated against Hong Kong dollars and the U.S. dollars, at times significantly and unpredictably. Any significant appreciation or depreciation of Renminbi may materially and adversely affect our revenues, earnings and financial position, and the value of, and any dividends payable on, our Shares in foreign currency. To the extent that we need to convert Hong Kong dollars we receive from this Global Offering into Renminbi for our operations, appreciation of the Renminbi against the Hong Kong dollars would have an adverse effect on the Renminbi amount we would receive. Conversely, if we decide to convert our Renminbi into Hong Kong dollars for making payments for dividends on our ordinary shares or for other business purposes, appreciation of the Hong Kong dollars against the Renminbi would have a negative effect on the Hong Kong dollar amount. With

## RISK FACTORS

the development of the foreign exchange market and progress towards interest rate liberalization and Renminbi internationalization, the PRC government may in the future announce further changes to the exchange rate system, and we cannot assure you that the Renminbi will not appreciate or depreciate significantly in value against the Hong Kong dollar, U.S. dollar or other foreign currencies in the future. It is difficult to predict how market forces or PRC or U.S. government policy may impact the exchange rate between Renminbi and other foreign currencies in the future. Any significant fluctuation of Renminbi against the Hong Kong dollar and U.S. dollar could adversely affect our business, results of operations and financial condition, and the value of any dividends payable in Hong Kong dollars.

Very limited hedging options are available in China to reduce our exposure to exchange rate fluctuations. As of the Latest Practicable Date, we have not entered into any hedging transactions in an effort to reduce our exposure to foreign currency exchange risk. While we may decide to enter into hedging transactions in the future, the availability and effectiveness of these hedges may be limited, and we may not be able to adequately hedge our exposure or at all. In addition, our currency exchange losses may be magnified by PRC exchange control regulations that restrict our ability to convert Renminbi into foreign currency or to convert foreign currency into Renminbi.

*We are a PRC tax resident subject to PRC tax on our global income, and the dividends payable to investors and gains on the sale of our H Shares by our investors are subject to PRC tax.*

Under applicable PRC tax laws, a PRC-incorporated company is normally subject to a tax of 25% on the global income. During the Track Record Period, as a “High and New Technology Enterprise”, we are subject to an enterprise income tax rate of 15% pursuant to the tax-related regulations. We are required to comply with various tax-related regulations and our failure to comply with the local and municipal tax regime may result in additional taxes, penalties and enforcement actions from such authorities. In the event that we do not properly comply with the tax-related regulations, our profitability may be adversely affected. We cannot assure you that future examinations by PRC tax authorities would not result in fines, other penalties or actions that could adversely affect our business, financial condition and results of operations, as well as our reputation. Further, under applicable PRC tax laws, regulations and statutory documents, non-PRC resident individuals and enterprises are subject to different tax obligations with respect to dividends received from us or gains realized upon the sale or other disposition of our H Shares. Non-PRC individuals are generally subject to PRC individual income tax under the Individual Income Tax Law of the PRC (《中華人民共和國個人所得稅法》) with respect to PRC source income or gains at a rate of 20% unless specifically exempted by the tax authority of the State Council or reduced or eliminated by an applicable tax treaty. We are required to withhold related tax from dividend payments. Pursuant to applicable regulations, domestic non-foreign-invested enterprises issuing shares in Hong Kong may generally, when distributing dividends, withhold individual income tax at the rate of 10%. However, withholding tax on distributions paid by us to non-PRC individuals may be imposed at other rates pursuant to applicable tax treaties (and up to 20% if no tax treaty is applicable) if the identity of the individual holder of shares and the tax rate applicable thereto are known to us. There is uncertainty as to whether gains realized upon disposition of shares by non-PRC individuals are subject to PRC individual income tax.



## RISK FACTORS

Non-PRC resident enterprises that do not have establishments or premises in the PRC, or that have establishments or premises in the PRC but their income is not related to such establishments or premises are subject to PRC EIT at the rate of 10% on dividends received from PRC companies and gains realized upon disposition of equity interests in the PRC companies pursuant to the EIT Law and other applicable PRC tax regulations and statutory documents, which may be reduced or eliminated under special arrangements or applicable treaties between the PRC and the jurisdiction where the non-resident enterprise resides. Pursuant to applicable regulations, we intend to withhold tax at a rate of 10% from dividends paid to non-PRC resident enterprise holders of our H Shares (including HKSCC Nominees). Non-PRC resident enterprises that are entitled to be taxed at a reduced rate under an applicable income tax treaty will be required to apply to the PRC tax authorities for a refund of any amount withheld in excess of the applicable treaty rate, and payment of such refund will be subject to the PRC tax authorities' verification. As of the Latest Practicable Date, there were no specific rules on how to levy tax on gains realized by non-resident enterprise holders of shares through the sale or transfer by other means of shares.

There remains significant uncertainty as to the interpretation and application of the relevant PRC tax laws by the PRC tax authorities, including whether and how individual income tax or EIT on gains derived by holders of our H Shares from their disposition of our H Shares may be collected. If any such tax is collected, the value of our H Shares may be materially and adversely affected.

*We may be restricted from transferring our scientific data abroad or using human genetic resources collected in China.*

We may in the future conduct clinical trials, registration and post-market surveillance of our products and product candidates in different jurisdictions, which involve the collection and storage of personal health information for scientific purposes, and it may require cross-border transfer of personal or scientific data, which subjects us to relevant laws and regulations. Our transfer of data may be limited or even restricted if the information is considered of national security interest in certain jurisdictions or if we fail to continue to comply with the requirement on data protection, in which case, our business may be adversely affected as a result.

On March 17, 2018, the General Office of the State Council promulgated the Measures for the Management of Scientific Data (《科學數據管理辦法》), or the Scientific Data Measures, which provide a broad definition of scientific data and relevant rules for the management of scientific data. According to the Scientific Data Measures, enterprises in China must seek governmental approval before any scientific data involving a state secret may be transferred abroad or to foreign parties. Further, any researcher conducting research funded at least in part by the Chinese government is required to submit relevant scientific data for management by the entity to which such researcher is affiliated before such data may be published in any foreign academic journal. To the extent our R&D of our product candidates are subject to the Scientific Data Measures and any subsequent laws as required by the relevant government authorities, if we are unable to obtain necessary approvals in a timely manner, or at all, our R&D of product candidates may be hindered, which may materially and adversely affect our business, operations, financial conditions



## RISK FACTORS

and prospects. If the relevant government authorities consider the transmission of our scientific data to be in violation of the requirements under the Scientific Data Measures, we may be subject to fines and other administrative penalties imposed by those government authorities. Moreover, Cyberspace Administration of China issued the Measures on Security Assessment of the Cross-border Transfer of Personal Information (Draft for Comment) (《個人信息出境安全評估辦法(徵求意見稿)》) in June 2019, pursuant to which, any cross-border transfer of information that may endanger national security, damage public interest, or fail to offer effective protection of personal information security, as assessed by relevant regulatory bodies, will be prohibited. It is unclear if and the extent to which our clinical data will be considered as an endangerment to national or personal information security, if the regulation becomes effective. On July 7, 2022, the Cyberspace Administration of China published the Measures for the Security Assessment of Outbound Data Transmission (《數據出境安全評估辦法》) which took effect on September 1, 2022. It specifies the circumstances in which data processors providing data outbound shall apply for outbound data transfer security assessment with the Cyberspace Administration, including, among others, the exit data contains important data. There remain uncertainties whether we would be subject to the outbound data transfer security assessment.

Cross-border data transfer from other jurisdictions may also be limited if we fail to comply with relevant requirements, such as obtaining authorization from subjects regarding the use, transfer and retrieval of their personal information or data and adopting measures to ensure the safety of personal information or data in the transfer. For example, cross-border data transfer from the EU to abroad is governed by the General Data Protection Regulation. Also, cross-border transfer of personal data by its nature is subject to general data privacy regulations in various jurisdictions, and thus any failure to comply with data privacy protection may lead to a restriction of transferring our data across different jurisdictions.

In addition, on July 2, 2015, the Ministry of Science and Technology issued the Service Guide for Administrative Licensing Items concerning Examination and Approval of Sampling, Collecting, Trading or Exporting Human Genetic Resources, or Taking Such Resources out of the PRC (《人類遺傳資源採集、收集、買賣、出口、出境審批行政許可事項服務指南》) (the “**Service Guide**”), which became effective on July 2, 2015. According to the Service Guide, the sampling, collection or research activities of human genetic resources through clinical trials shall be required to be filled with the China Human Genetic Resources Management Office through the online system. Then, on May 28, 2019 the State Council promulgated the Regulations of PRC on the Administration of Human Genetic Resources (《中華人民共和國人類遺傳資源管理條例》), which became effective on July 1, 2019 (the “**Human Genetic Resources Regulation**”). The Human Genetic Resources Regulation stipulates that collecting human genetic resources of China’s important genetic families and specific regions, or collecting those human genetic resources in such categories and quantities as prescribed by the administrative department for science and technology under the State Council, preserving China’s human genetic resources and providing the basic platform for scientific research, utilization of China’s human genetic resources for international cooperation in scientific research, as well as transporting China’s materials of human genetic resources abroad shall be subject to the approval of the administrative department for science and

## RISK FACTORS

technology under the State Council. If we are unable to obtain necessary approvals or comply with the regulatory requirements in a timely manner, or at all, our R&D of product candidates may be hindered. If the relevant government authorities consider the transmission of our scientific data or collection and usage of human genetic resources to be in violation of the requirements under applicable PRC laws and regulations, we may be subject to fines and other administrative penalties imposed by those government authorities.

*Failure to comply with relevant regulations relating to social insurance and housing provident fund may subject us to penalties and adversely affect our business, financial condition, results of operations and prospects.*

According to the Social Insurance Law of the PRC (中華人民共和國社會保險法) and the Regulations on the Administration of Housing Provident Funds (住房公積金管理條例), we are required to make contributions to social insurance and housing provident funds for our employees. Please refer to the paragraphs headed “Regulatory Overview — Regulations in relation to Employment and Social Securities” for more details. During the Track Record Period, we did not make full contributions to the social insurance and housing funds for certain employees in accordance with the relevant PRC laws and regulations. As advised by our PRC Legal Adviser, according to relevant PRC laws and regulations, we may be requested by relevant PRC authorities to pay the outstanding social insurance contribution within a prescribed period and pay an overdue charge equal to 0.05% of the outstanding amount for each day of delay. If we fail to pay the outstanding social insurance contributions within the prescribed period, we may be liable to a fine of one to three times the amount of the overdue payment. In addition, if we fail to pay the full amount of housing provident fund as required, the housing provident fund management center may order us to make the outstanding payment within a prescribed time limit. If the payment is not made within such time limit, an application may be made to the PRC courts for compulsory enforcement.

In addition, during the Track Record Period, we engaged third-party human resources agencies to make contributions to social insurance and housing provident funds for certain of our employees. If the local governments determine the use of third-party agencies to pay social insurance and housing provident funds to be non-compliant or such human resource agencies fail to make such contributions for and on behalf of our employees as required by applicable PRC laws and regulations, we may be required to pay outstanding amount, late fees and/or fines imposed by the relevant PRC authorities for failing to discharge our obligations to pay social insurance and housing provident funds as an employer or be ordered to rectify. This in turn may adversely affect our financial condition and results of operations. Please refer to the paragraphs headed “Business — Legal Proceedings and Compliance — Compliance — Social Insurance and Housing Provident Funds” for more details.

## RISK FACTORS

As the laws and policies related to social insurance and housing provident fund may continue to evolve, we cannot assure you that our employment policies and practices will always be regarded as fully complying with the relevant laws and regulations in China, and we may face labor disputes or government investigations. The PRC government may strengthen its measures and requirements on social insurance and housing provident fund collection, which may lead to stricter law enforcement. Compliance with stricter regulatory requirements may increase our operating expenses, especially our staff costs. We cannot guarantee that the amount of social insurance contributions we would be required to pay will not increase, nor that we would not be required to pay any shortfall or be subject to any penalties or fines, any of which may have a material and adverse effect on our business and results of operations.

### RISKS RELATING TO THE GLOBAL OFFERING

*No public market currently exists for our H Shares, and an active trading market for our H Shares may not develop and the market price for our H Shares may decline or become volatile.*

Prior to the Global Offering, there was no public market for our H Shares. We cannot assure you that a public market for our H Shares with adequate liquidity and trading volume will develop and be sustained following the completion of Global Offering. In addition, the Offer Price of our H Shares is expected to be fixed by agreement between the Joint Global Coordinators and us, and may not be an indication of the market price of our H Shares following the completion of the Global Offering. If an active public market for our H Shares does not develop following the completion of Global Offering, the market price and liquidity of our H Shares could be materially and adversely affected. The price and trading volume of our H Shares may be volatile, which could lead to substantial losses to investors.

*You will incur immediate and significant dilution and may experience further dilution if we issue additional H Shares or other equity securities in the future, including pursuant to the share incentive schemes.*

The Offer Price of the Offer Shares is higher than the net tangible asset value per Share immediately prior to the Global Offering. Therefore, purchasers of the Offer Shares in the Global Offering will experience an immediate dilution in pro forma net tangible asset value. In order to expand our business, we may consider offering and issuing additional Shares in the future. Purchasers of the Offer Shares may experience dilution in the net tangible asset value per share of their Shares if we issue additional Shares in the future at a price which is lower than the net tangible asset value per Share at that time. Furthermore, we may issue Shares pursuant to the share incentive schemes, which would further dilute Shareholders' interests in our Company.

## RISK FACTORS

*Future sales or perceived sales of our H Shares in the public market by major Shareholders following the Global Offering could materially and adversely affect the price of our H Shares.*

Prior to the Global Offering, there has not been a public market for our Shares. Future sales or perceived sales by our existing Shareholders of our Shares after the Global Offering could result in a significant decrease in the prevailing market price of our Shares. Only a limited number of the Shares currently outstanding will be available for sale or issuance immediately after the Global Offering due to contractual and regulatory restrictions on disposal and new issuance. Nevertheless, after these restrictions lapse or if they are waived, future sales of significant amounts of our Shares in the public market or the perception that these sales may occur could significantly decrease the prevailing market price of our Shares and our ability to raise equity capital in the future.

*Any possible conversion of our Unlisted Shares into H Shares in the future could increase the supply of our H Shares in the market and negatively impact the price of our H Shares.*

Certain of our Unlisted Shares may be converted into H Shares subject to completion of filing procedure with the CSRC, and such converted Shares may be listed and traded on an overseas stock exchange, including the Stock Exchange. Any offering or trading of the converted Shares on an overseas stock exchange shall also comply with the regulatory procedures, rules and requirements of such stock exchange. No class shareholder voting is required for the offering or trading of the converted Shares on an overseas stock exchange. However, the PRC Company Law provides that in relation to the public offering of a company, the shares of that company which are issued prior to the public offering shall not be transferred within one year from the date of the listing. Therefore, upon obtaining the requisite approval, shares currently held on our unlisted share register may be, after the conversion, offered on the Stock Exchange after one year of the Global Offering, in the form of H Shares, which could further increase the supply of our H Shares in the market and could negatively impact the value of your investment.

*The interests of our Single Largest Group of Shareholders may not be aligned with the interests of our other Shareholders.*

Immediately following the completion of the Global Offering, Huadong Medicine, through Zhongmei Huadong, will be interested in approximately 17.16% of our total issued share capital, assuming the Over-allotment Option is not exercised. As such, upon completion of the Global Offering, our Group will not have any controlling shareholder as defined under the Listing Rules, while Huadong Medicine and Zhongmei Huadong will remain as our Single Largest Group of Shareholders. Our Single Largest Group of Shareholders may not act in the best interests of our minority Shareholders. This concentration of ownership may also discourage, delay or prevent a change in control of our Company, which could deprive our Shareholders of an opportunity to receive a premium for the Shares as part of a sale of our Company and may significantly reduce the price of our Shares.

## RISK FACTORS

*We do not expect to pay dividends in the foreseeable future after the Global Offering.*

We currently intend to retain most, if not all, of our available funds and any future earnings after the Global Offering to fund the development and commercialization of our products and product candidates. As a result, we do not expect to pay any cash dividends in the foreseeable future. Therefore, you should not rely on an investment in our Shares as a source for any future dividend income.

Our Board has complete discretion as to whether to distribute dividends. Even if our Board decides to declare and pay dividends, the timing, amount and form of future dividends, if any, will depend on our future results of operations and cash flow, our capital requirements and surplus, the amount of distributions (if any) received by us from our subsidiary, our financial condition, contractual restrictions and other factors deemed relevant by our Board. Accordingly, the return on your investment in our Shares will likely depend entirely upon any future price appreciation of our Shares. There is no guarantee that our Shares will appreciate in value after the Global Offering or even maintain the price at which you purchased the Shares. You may not realize a return on your investment in our Shares and you may even lose your entire investment in our Shares.

*There can be no assurance of the accuracy or completeness of certain facts, forecasts and other statistics obtained from various government publications contained in this prospectus.*

This prospectus, particularly the section headed “Industry Overview,” contains information and statistics relating to the PRC, the PRC economy and the healthcare industry in the PRC. Such information and statistics have been derived from third-party reports, either commissioned by us or publicly accessible and other publicly available sources. The information from official government sources has not been independently verified by us, the Sole Sponsor, the Overall Coordinators, the Joint Global Coordinators, the Joint Bookrunners, the Joint Lead Managers, the Underwriters, the Capital Market Intermediates, or any other persons or parties involved in the Global Offering, and no representation is given as to its accuracy. Collection methods of such information may be flawed or ineffective, or there may be discrepancies between published information and market practice, which may result in the statistics being inaccurate or not comparable to statistics produced for other economies. You should therefore not place undue reliance on such information. In addition, we cannot assure you that such information is stated or compiled on the same basis or with the same degree of accuracy as similar statistics presented elsewhere. In any event, you should consider carefully the importance placed on such information or statistics.

## RISK FACTORS

*If securities or industry analysts do not publish research or reports about our business, or if they adversely change their recommendations, the market price and trading volume may decline.*

If research analysts do not establish and maintain adequate research coverage or if one or more of the analysts who covers us downgrades our Shares or publishes inaccurate or unfavorable research about our business, the market price for our Shares would likely decline. If one or more of these analysts cease coverage of our company or fail to publish reports on us regularly, we could lose visibility in the financial markets, which, in turn, could cause the market price or trading volume for our Shares to decline.

*You should read the entire prospectus carefully, and we strongly caution you not to place any reliance on any information contained in press articles or other media regarding us or the Global Offering.*

Subsequent to the date of this prospectus but prior to the completion of the Global Offering, there may be press and media coverage regarding us and the Global Offering, which may contain, among other things, certain financial information, projections, valuations and other forward-looking information about us and the Global Offering. We have not authorized the disclosure of any such information in the press or media and do not accept responsibility for the accuracy or completeness of such press articles or other media coverage. We make no representation as to the appropriateness, accuracy, completeness or reliability of any of the projections, valuations or other forward-looking information about us. To the extent such statements are inconsistent with, or conflict with, the information contained in this prospectus, we disclaim responsibility for them. Accordingly, prospective investors are cautioned to make their investment decisions on the basis of the information contained in this prospectus only and should not rely on any other information.

You should rely solely upon the information contained in this prospectus, the Global Offering and any formal announcements made by us in Hong Kong when making your investment decision regarding our Shares. We do not accept any responsibility for the accuracy or completeness of any information reported by the press or other media, nor the fairness or appropriateness of any forecasts, views or opinions expressed by the press or other media regarding our Shares, the Global Offering or us. We make no representation as to the appropriateness, accuracy, completeness or reliability of any such data or publication. Accordingly, prospective investors should not rely on any such information, reports or publications in making their decisions as to whether to invest in our Global Offering. By applying to purchase our Shares in the Global Offering, you will be deemed to have agreed that you will not rely on any information other than that contained in this prospectus.



## WAIVERS FROM STRICT COMPLIANCE WITH THE LISTING RULES

In preparation for the Global Offering, we have sought the following waivers from strict compliance with the relevant provisions of the Listing Rules:

### WAIVER IN RESPECT OF MANAGEMENT PRESENCE IN HONG KONG

Pursuant to Rule 8.12 of the Listing Rules, we must have a sufficient management presence in Hong Kong. This normally means that at least two of our executive directors must be ordinarily resident in Hong Kong. Rule 19A.15 of the Listing Rules further provides that the requirement in Rule 8.12 of the Listing Rules may be waived by having regard to, among other considerations, the new applicant's arrangements for maintaining regular communication with the Stock Exchange, including but not limited to compliance by the new applicant with Rules 3.06, 3A.23 and 3A.24 of the Listing Rules.

Our management, business operations and assets are primarily based outside Hong Kong. Our headquarters and our business operations are based, managed and conducted in the PRC. As our executive Directors play very important roles in our business operation, it is in our best interest for them to be based in the places where the Group has significant operations. We consider it practicably difficult and commercially unreasonable for us to arrange for two executive Directors to be ordinarily reside in Hong Kong, either by means of relocation of our executive Directors to Hong Kong or appointment additional executive Directors.

Therefore, we do not have, and in the foreseeable future will not have, sufficient management presence in Hong Kong for the purpose of satisfying the requirements under Rule 8.12 and Rule 19A.15 of the Listing Rules.

Accordingly, we have applied to the Stock Exchange for, and the Stock Exchange has granted us, a waiver from strict compliance with Rule 8.12 and Rule 19A.15 of the Listing Rules. The Company has made the following arrangements to maintain effective communication between the Stock Exchange and us:

- (a) we have appointed Mr. Fu Hang (傅航), an executive Director, chairman of the board and general manager of the Company and Ms. Ho Wing Nga (何詠雅), a joint company secretary, as Company's authorized representatives pursuant to Rule 3.05 of the Listing Rules. The authorized representatives will act as the Company's principal channel of communication with the Stock Exchange. The authorized representatives will be readily contactable by phone, facsimile and email to promptly deal with enquiries from the Stock Exchange, and will also be available to meet with the Stock Exchange to discuss any matter within a reasonable period of time upon request of the Stock Exchange;
- (b) when the Stock Exchange wishes to contact our Directors on any matter, each of the authorized representatives will have all necessary means to contact all of our Directors (including our independent non-executive Directors) promptly at all times. We will also inform the Stock Exchange promptly in respect of any changes in the authorized representatives. We have provided the Stock Exchange with the contact details (i.e. mobile phone number, office phone number, fax numbers (if applicable) and/or email address) of all Directors to facilitate communication with the Stock Exchange;



## WAIVERS FROM STRICT COMPLIANCE WITH THE LISTING RULES

- (c) We confirm and will ensure that all Directors who are not ordinarily resident in Hong Kong possess or can apply for valid travel documents to visit Hong Kong and will be able to meet with the Stock Exchange within a reasonable period of time upon the request of the Stock Exchange;
- (d) we have appointed Maxa Capital Limited as our compliance adviser (the “**Compliance Adviser**”), upon the Listing pursuant to Rule 3A.19 of the Listing Rules for a period commencing on the Listing Date and ending on the date on which the Company complies with Rule 13.46 of the Listing Rules in respect of its financial results for the first full financial year commencing after the Listing Date. The Compliance Adviser will serve as the additional channel of communication with the Stock Exchange when the authorized representatives are not available and will have access at all times to the authorized representatives, the Directors and the senior management who will provide such information and assistance as our Compliance Adviser may reasonably request in connection with the performance of its duties as set out in Chapter 3A of the Listing Rules; and
- (e) meetings between the Stock Exchange and our Directors can be arranged through our authorized representatives or our Compliance Adviser, or directly with our Directors within a reasonable time frame.

The Company will inform the Stock Exchange as soon as practicable in respect of any change in the Authorized Representatives and/or the Compliance Adviser in accordance with the Listing Rules.

### WAIVER IN RELATION TO APPOINTMENT OF JOINT COMPANY SECRETARIES

Pursuant to Rules 3.28 and 8.17 of the Listing Rules, we must appoint a company secretary who, by virtue of his/her academic or professional qualifications or relevant experience, is, in the opinion of the Stock Exchange, capable of discharging the functions of the company secretary.

Note 1 to Rule 3.28 of the Listing Rules further provides that the Stock Exchange considers the following academic or professional qualifications to be acceptable:

- (i) a member of The Hong Kong Chartered Governance Institute;
- (ii) a solicitor or barrister as defined in the Legal Practitioners Ordinance (Chapter 159 of the Laws of Hong Kong); and
- (iii) a certified public accountant as defined in the Professional Accountants Ordinance (Chapter 50 of the Laws of Hong Kong).

## WAIVERS FROM STRICT COMPLIANCE WITH THE LISTING RULES

Note 2 to Rule 3.28 of the Listing Rules further sets out the factors that the Stock Exchange will consider in assessing an individual's "relevant experience":

- (i) length of employment with the issuer and other issuers and the roles he or she played;
- (ii) familiarity with the Listing Rules and other relevant law and regulations including the Securities and Futures Ordinance, the Companies Ordinance, the Companies (Winding Up and Miscellaneous Provisions) Ordinance and the Takeovers Codes;
- (iii) relevant training taken and/or to be taken in addition to the minimum requirement under Rule 3.29 of the Listing Rules; and
- (iv) professional qualifications in other jurisdictions.

Pursuant to Chapter 3.10 of the Guide for New Listing Applicants, the Stock Exchange will consider a waiver application by an issuer in relation to Rules 3.28 and 8.17 of the Listing Rules based on the specific facts and circumstances. Factors that will be considered by the Stock Exchange include:

- (i) whether the issuer has principal business activities primarily outside Hong Kong;
- (ii) whether the issuer was able to demonstrate the need to appoint a person who does not have the acceptable qualification nor relevant experience as a company secretary; and
- (iii) why the directors consider the proposed company secretary to be suitable to act as the issuer's company secretary.

Further, pursuant to Chapter 3.10 of the Guide for New Listing Applicants, such waiver, if granted, will be for a fixed period of time (the "**Waiver Period**") and on the following conditions:

- (i) the proposed company secretary must be assisted by a person who possesses the qualifications or experience as required under Rule 3.28 of the Listing Rules and is appointed as a joint company secretary throughout the Waiver Period; and
- (ii) the waiver can be revoked if there are material breaches of the Listing Rules by the issuer.

## WAIVERS FROM STRICT COMPLIANCE WITH THE LISTING RULES

Our Group's principal business operations are in the PRC. We consider that apart from being able to meet the professional qualification or the relevant experience requirements under the Listing Rules, its company secretary also needs to have (i) experience relevant to our Company's operations; (ii) nexus to the Board; and (iii) close working relationship with the management of our Company, in order to perform the function of a company secretary and to take the necessary actions in the most effective and efficient manner. It is for the benefit of our Company to appoint a person who is familiar with our business and affairs as a company secretary.

Our Company has appointed Ms. Huang Xiu (黃秀), who is the secretary to the Board, as one of the joint company secretaries. Our Company has appointed her as a joint company secretary due to her extensive experience in board and corporate management matters. Our Company believes that it would be the best interests of our Company and the corporate governance of our Group to appoint Ms. Huang Xiu who has the relevant experience of the Group's board and corporate management matters as a joint company secretary. Since Ms. Huang Xiu presently does not possess any of the qualifications under Rules 3.28 and 8.17 of the Listing Rules, she may not be able to solely fulfil the requirements of the Listing Rules. Therefore, we have appointed Ms. Ho Wing Nga (何詠雅), an associate member of both The Hong Kong Chartered Governance Institute (formerly known as The Hong Kong Institute of Chartered Secretaries) and The Chartered Governance Institute, who fully meets the requirements stipulated under Rules 3.28 and 8.17 of the Listing Rules to act as the other joint company secretary and to provide assistance to Ms. Huang Xiu for an initial period of three years from the Listing Date to enable Ms. Huang Xiu to acquire the "relevant experience" under Note 2 to Rule 3.28 of the Listing Rules so as to fully comply with the requirements set forth under Rules 3.28 and 8.17 of the Listing Rules. For details on Ms. Huang Xiu's and Ms. Ho Wing Nga's qualifications and experience, please refer to the section headed "Directors, Supervisors and Senior Management" in this prospectus.

Given Ms. Ho Wing Nga's professional qualification and experience, she will be able to explain to both Ms. Huang Xiu and our Company the relevant requirements under the Listing Rules and other applicable Hong Kong laws and regulations. Ms. Ho Wing Nga will also assist Ms. Huang Xiu in organizing Board meetings and Shareholders' meetings as well as other matters of our Company which are incidental to the duties of a company secretary. Ms. Ho Wing Nga is expected to work closely with Ms. Huang Xiu and will maintain regular contact with Ms. Huang Xiu, the Directors and the senior management of the Company. Ms. Huang Xiu will comply with the annual professional training requirement under Rule 3.29 of the Listing Rules and will enhance her knowledge of the Listing Rules during the three-year period from the Listing Date. We will further ensure that Ms. Huang Xiu will also be assisted by our Compliance Adviser and our legal adviser as to Hong Kong law on matters in relation to our ongoing compliance with the Listing Rules and the applicable laws and regulations.

## **WAIVERS FROM STRICT COMPLIANCE WITH THE LISTING RULES**

Since Ms. Huang Xiu does not possess the formal qualifications required of a company secretary under Rule 3.28 of the Listing Rules, we have applied to the Stock Exchange for, and the Stock Exchange has granted, a waiver from strict compliance with the requirements under Rules 3.28 and 8.17 of the Listing Rules such that Ms. Huang Xiu may be appointed as a joint company secretary of our Company. The waiver is valid for an initial period of three years from the Listing Date on the conditions that (i) the Company appoints Ms. Ho Wing Nga, who meets the requirements under Note 1 to Rule 3.28 of the Listing Rules, as a joint company secretary, to assist Ms. Huang Xiu in discharging her functions as a joint company secretary throughout the Waiver Period and in gaining the relevant experience as required under Rule 3.28 of the Listing Rules; and (ii) the waiver will be revoked immediately if Ms. Ho Wing Nga, during the Waiver Period, ceases to provide such assistance to Ms. Huang Xiu, or if there are material breaches of the Listing Rules by our Company.

Before the expiration of the initial three-year period, the qualifications of Ms. Huang Xiu will be re-evaluated to determine whether the requirements as stipulated in Rules 3.28 and 8.17 of the Listing Rules can be satisfied and whether the need for ongoing assistance will continue. We will liaise with the Stock Exchange to enable it to assess whether Ms. Huang Xiu, having benefited from the assistance of Ms. Ho Wing Nga for the preceding three years, will have acquired the skills necessary to carry out the duties of a company secretary and the relevant experience within the meaning of Note 2 to Rule 3.28 of the Listing Rules and is capable of discharging the functions of company secretary under Rule 3.28 of the Listing Rules so that a further waiver will not be necessary.

### **CONTINUING CONNECTED TRANSACTIONS**

We have entered into, and are expected to continue, certain transactions that will constitute continuing connected transactions of our Company under the Listing Rules upon Listing. Accordingly, we have applied to the Stock Exchange for, and the Stock Exchange has granted, a waiver in relation to certain continuing connected transactions between us and our connected persons under Chapter 14A of the Listing Rules. For further details in this respect, please refer to the section headed “Connected Transactions” in this prospectus.

### **WAIVER FROM STRICT COMPLIANCE WITH RULE 10.04 OF THE LISTING RULES AND THE STOCK EXCHANGE’S CONSENT UNDER PARAGRAPH 5(2) OF APPENDIX F1 TO THE LISTING RULES**

#### **I. Subscription of Offer Shares by an Existing Shareholder as Cornerstone Investor**

Rules 2.03(2) and (4) of the Listing Rules provide that the issue and marketing of securities should be conducted in a fair and orderly manner, and that all holders of listed securities be treated fairly and equally.

Paragraph 5(2) of Appendix F1 to the Listing Rules provides that, without the prior written consent of the Stock Exchange, no allocations will be permitted to directors or existing shareholders of the applicant or their close associates, whether in their own names or through nominees unless the conditions set out in Rules 10.03 and 10.04 (as set out above) are fulfilled.

## WAIVERS FROM STRICT COMPLIANCE WITH THE LISTING RULES

Rule 10.04 of the Listing Rules provides that an existing shareholder of the issuer may only subscribe for or purchase any securities for which listing is sought which are being marketed by or on behalf of a new applicant either in his or its own name or through nominees if the following conditions under Rules 10.03(1) and 10.03(2) of the Listing Rules are fulfilled:

- (i) that no securities are offered to the existing shareholder on a preferential basis and no preferential treatment is given to the existing shareholder in the allocation of the securities; and
- (ii) that the minimum prescribed percentage of public shareholders required by Rule 8.08(1) of the Listing Rules is achieved.

Chapter 4.15 of the Guide for New Listing Applicants sets out the basis and conditions for the Stock Exchange to grant a consent and waiver from Rule 10.04 to placing to existing shareholders. It also provides that placings to cornerstone investors are generally permitted based on the principles listed therein.

As further described in the section headed “Cornerstone Investors” in this prospectus, Mr. Wu Qiyuan (吳啟元, “**Mr. Wu**”), an existing Shareholder, has entered into a cornerstone investment agreement with the Company. For further details of Mr. Wu and the cornerstone investment, please refer to the section headed “Cornerstone Investors” in this prospectus.

We have applied to the Stock Exchange for, and the Stock Exchange has granted us, a waiver from strict compliance with Rule 10.04 of, and the consent under paragraph 5(2) of Appendix F1 to, the Listing Rules for permitting Mr. Wu to participate in the Global Offering as a cornerstone investor on the following grounds and conditions:

- (i) **No more favourable terms in the cornerstone investment agreement:** The cornerstone investment agreement entered into among the Company, Mr. Wu and the Overall Coordinators does not contain any material terms which are more favourable to Mr. Wu or his close associates than those in other cornerstone investment agreements in connection with the Global Offering.
- (ii) **No other preferential treatment will be given to Mr. Wu or his close associates:** No preferential treatment has been, nor will be, given to Mr. Wu or his close associates by virtue of his relationship with the Company other than the preferential treatment of assured entitlement under a cornerstone investment following the principles set out in Chapter 4.15 of the Guide for New Listing Applicants.

(iii) **Mr. Wu has limited influence over the Company:**

- (1) Mr. Wu has less than 5% voting rights in the Company before the Global Offering. As a passive financial investor, he does not participate in the management or day-to-day operations of the Group, nor does he hold any board seat in the Company. Therefore, Mr. Wu has no special status in the Company apart from being a minority Shareholder;
- (2) Mr. Wu is not a core connected person (as defined under the Listing Rules) of the Company or a close associate (as defined under the Listing Rules) of the Company's core connected person immediately prior to or following the Global Offering; and
- (3) Mr. Wu does not have the power to appoint any Director or have any other special rights.

(iv) **Compliance with the minimum public float requirement:** The proposed allocation to Mr. Wu will not affect the Company's ability to satisfy the public float requirement under Rule 8.08 of the Listing Rules.

(v) **Impact of the proposed allocation to Mr. Wu:** The Listing will bring about dilution to Mr. Wu's shareholding in the Company absent the cornerstone investment. The proposed participation of Mr. Wu in the cornerstone investment as part of the Global Offering will increase his shareholding in the Company in a fair and orderly manner while serving as a positive endorsement to the Company and a show of confidence in the Company's prospect.

(vi) **Proper disclosure will be made:** Details of the subscription for the Offer Shares by Mr. Wu as a cornerstone investor in the Global Offering have been disclosed in the Prospectus, and details of the allocation will be disclosed in the Company's allotment results announcement.

(vii) **Confirmations from the Company, the Sole Sponsor and the Overall Coordinators:** Each of the Company, the Sole Sponsor and the Overall Coordinators has provided the Stock Exchange with written confirmations in accordance with Chapter 4.15 of the Guide for New Listing Applicants.

## **II. Subscription of Offer Shares by a Close Associate of an Existing Shareholder as Cornerstone Investor**

Rules 2.03(2) and (4) of the Listing Rules provide that the issue and marketing of securities should be conducted in a fair and orderly manner, and that all holders of listed securities be treated fairly and equally.

## WAIVERS FROM STRICT COMPLIANCE WITH THE LISTING RULES

Paragraph 5(2) of Appendix F1 to the Listing Rules provides that, without the prior written consent of the Stock Exchange, no allocations will be permitted to directors or existing shareholders of the applicant or their close associates, whether in their own names or through nominees unless the conditions set out in Rules 10.03 and 10.04 (as set out below) are fulfilled.

Rule 10.04 of the Listing Rules provides that an existing shareholder of the issuer may only subscribe for or purchase any securities for which listing is sought which are being marketed by or on behalf of a new applicant either in his or its own name or through nominees if the following conditions under Rules 10.03(1) and 10.03(2) of the Listing Rules are fulfilled:

- (i) that no securities are offered to the existing shareholder on a preferential basis and no preferential treatment is given to the existing shareholder in the allocation of the securities; and
- (ii) that the minimum prescribed percentage of public shareholders required by Rule 8.08(1) of the Listing Rules is achieved.

Chapter 4.15 of the Guide for New Listing Applicants provides that placings to cornerstone investors are generally permitted based on the principles listed therein. Chapter 4.15 of the Guide for New Listing Applicants also sets out the basis and conditions for the Stock Exchange to grant a consent and waiver from Rule 10.04 to placing to existing shareholders. The Stock Exchange requires the Existing Shareholders Conditions (as defined in the Guide for New Listing Applicants) to be fulfilled, when granting consent and waiver from Rule 10.04 of the Listing Rules to placing to existing shareholders or their close associates, subject to certain circumstances where the fulfilment of the Existing Shareholders Conditions is not required. Such circumstances include an allocation to close associates of existing shareholders who are PRC governmental bodies under Rule 19A.04 of the Listing Rules if:

- (i) the existing shareholders have no direct influence over the allocation process; and
- (ii) the close associates (a) are genuine investors who operate independently of PRC governmental bodies, and (b) have no access to material non-public information regarding an IPO and no influence over the allocation process of the IPO.

Rule 19A.04 of the Listing Rules defines “PRC Governmental Body” (中國政府機構) as entities including, (a) PRC Central Government, including the State Council of the PRC (中國國務院), State Ministries and Commissions (國家部委), Bureaus and Administrations directly under the State Council (國務院直屬機構), State Council Offices and Institutions (國務院辦事機構及直屬國務院事業單位), Bureaus supervised by State Ministries and Commissions (國家部委代管局), (b) PRC Provincial-level Governments, including Provincial Governments (省政府), Municipalities directly under the Central Government (直轄市) and Autonomous Regions (自治區), together with their respective administrative arms, agencies and institutions, and (c) PRC local governments immediately under the PRC Provincial-level



## WAIVERS FROM STRICT COMPLIANCE WITH THE LISTING RULES

Governments, including prefectures (區), municipalities (市) and counties (縣), together with their respective administrative arms, agencies and institutions. However, entities under the PRC Government that are engaging in commercial business or operating another commercial entity will be excluded from this definition.

Rule 19A.04 defines “close associate” in relation to a company as entities including, among others, its subsidiary or holding company or a fellow subsidiary of its holding company.

Hangzhou Investment, an existing Shareholder with 8.71% shareholding in the Company immediately prior to the Global Offering, is a state-owned company incorporated in the PRC and primarily engaged in industrial investment within the scope of authorization by Hangzhou Municipal People’s Government (杭州市人民政府). As of the Latest Practicable Date, Hangzhou Investment was held as to 90.59% and 9.41% by Hangzhou Municipal Finance Bureau (杭州市財政局) and Zhejiang Financial Development Co., Ltd. (浙江省財務開發有限責任公司, “**Zhejiang Financial Development**”), respectively. Hangzhou Municipal Finance Bureau is ultimately administered and supervised by Hangzhou Municipal People’s Government. As Hangzhou Investment is controlled by Hangzhou Municipal People’s Government, which is a PRC Governmental Body, Hangzhou Municipal People’s Government is considered as an existing shareholder of our Company.

As further described in the section headed “Cornerstone Investors” in this prospectus, Heda Jinyuan (HK) Co., Limited (和達金源(香港)有限公司) (“**Heda HK**”) has entered into a cornerstone investment agreement with the Company (the “**Heda Subscription**”). Heda HK is a limited company incorporated under the laws of Hong Kong as an investment holding platform. As of the Latest Practicable Date, Heda HK was wholly owned by Hangzhou Heda Jinyuan Equity Investment Fund Partnership Enterprise (Limited Partnership) (杭州和達金源股權投資基金合夥企業(有限合夥), “**Heda Investment**”), a limited liability partnership established under the laws of the PRC. As of the Latest Practicable Date, Heda Investment was held as to (i) 99.95% by Hangzhou Heda Industry Fund Investment Co., Ltd. (杭州和達產業基金投資有限公司, “**Heda Industry Fund**”) as its limited partner, and (ii) 0.05% by Hangzhou Heda Investment Management Co., Ltd. (杭州和達投資管理有限公司, “**Heda Management**”) as its general and executive partner, respectively. Heda Industry Fund was indirectly wholly owned by Qiantang New Area Industrial Development Group Co., Ltd. (杭州錢塘新區產業發展集團有限公司, “**Qiantang Development Group**”), while Heda Management was indirectly owned as to 90% by Qiantang Development Group.

As of the Latest Practicable Date, Qiantang Development Group was owned as to 90% directly by Qiantang New Area Management Committee (杭州錢塘新區管理委員會, “**Qiantang Management Committee**”) and 10% by Zhejiang Provincial Department of Finance through Zhejiang Financial Development, respectively. Qiantang Management Committee is a subordinate government agency (政府派出機構) under Hangzhou Municipal People’s Government. Therefore, for the purpose of this waiver, Heda HK is considered as a close associate of the Company’s existing shareholder.

## WAIVERS FROM STRICT COMPLIANCE WITH THE LISTING RULES

We have applied to the Stock Exchange for, and the Stock Exchange has granted us, a waiver from strict compliance with Rule 10.04 of, and the consent under paragraph 5(2) of Appendix F1 to, the Listing Rules for permitting Heda HK to participate in the Global Offering as a cornerstone investor on the following grounds and conditions:

- (i) **Hangzhou Investment or Hangzhou Municipal People's Government has no and will continue to have no influence over the allocation process of the Global Offering.**

Hangzhou Municipal People's Government is a PRC Governmental Body holding more than 5% voting rights in the Company before the Global Offering through Hangzhou Investment. Notwithstanding Hangzhou Investment's shareholding interest in the Company, the control and influence asserted by Hangzhou Municipal People's Government or Hangzhou Investment over the affairs or governance of the Group are substantially limited. While Mr. Fei Junjie (費俊傑, "Mr. Fei") was appointed by Hangzhou Investment as a Director, he does not participate in the day-to-day operations of the Group but only serves as a non-executive Director and exercises his voting right on the Board meetings to protect Hangzhou Investment's interests as a financial investor. In January 2024, the Board had authorized two representatives to approve matters relating to the Global Offering (including the allocation of Offer Shares) which did not include Mr. Fei. Neither Hangzhou Municipal People's Government nor Hangzhou Investment has influence over the allocation process of the Global Offering.

- (ii) **Heda HK is a genuine investor who operates independently of Hangzhou Municipal People's Government and Hangzhou Investment.**

The investment decision for the Heda Subscription was independently made by the Qiantang Management Committee. Qiantang Management Committee's decision to participate in the Global Offering was based on publicly available information, including disclosures in the Company's application proof of the Prospectus. This decision was driven by Qiantang Management Committee's confidence in the Company's historical operational performance and business prospects, along with its familiarity with the Company as an enterprise established in Qiantang New Area. None of Hangzhou Investment, Hangzhou Municipal Finance Bureau and Hangzhou Municipal People's Government was involved in the decision-making process for the Heda Subscription.

The source of fund for the Heda Subscription is from Heda Industry Fund, which is a government industrial fund (政府產業基金) approved and established by Qiantang Area Government and fulfils the investor responsibilities in portfolio companies on behalf of Qiantang district-level government. Heda Industry Fund is managed by Qiantang Development Group whose investment decisions within its authority will not be intervened by Hangzhou Municipal People's Government.

## WAIVERS FROM STRICT COMPLIANCE WITH THE LISTING RULES

For Qiantang Management Committee, save as under extreme circumstances whereby administrative measures may be exercised, there are no promulgated PRC laws (法律) and administrative regulations (行政法規) requiring that shareholder decisions concerning their portfolio companies be escalated to Hangzhou Municipal People's Government for further approval. As a matter of fact, Qiantang Management Committee has not received any extra administrative measures or specific approval from Hangzhou Municipal People's Government regarding shareholder decisions relating to the day-to-day operation and management of its portfolio companies.

Heda HK has no access to material non-public information regarding the Global Offering and is not able to exert any influence over the allocation process of the Global Offering.

### (iii) Satisfaction of other conditions:

- (1) **No terms will be more favourable in the cornerstone investment agreement.** The cornerstone investment agreement entered into among the Company, Heda HK and the Overall Coordinators will not contain any material terms which are more favourable to Heda HK or Hangzhou Investment than those in other cornerstone investment agreements in connection with the Global Offering.
- (2) **No other preferential treatment will be given to Heda HK or Hangzhou Investment.** No preferential treatment has been, nor will be, given to Heda HK or Hangzhou Investment by virtue of their relationship with the Company other than the preferential treatment of assured entitlement under a cornerstone investment following the principles set out in Chapter 4.15 of the Guide for New Listing Applicants.
- (3) **The Company will comply with the minimum public float requirement.** The proposed allocation to Heda HK will not affect the Company's ability to satisfy the public float requirement under Rule 8.08 of the Listing Rules.
- (4) **Proper disclosure will be made.** Details of the subscription for the Offer Shares by Heda HK as a cornerstone investor in the Global Offering have been disclosed in the Prospectus, and details of the allocation will be disclosed in the Company's allotment results announcement.

## **DIRECTORS' RESPONSIBILITY FOR THE CONTENTS OF THIS PROSPECTUS**

This prospectus, for which our Directors collectively and individually accept full responsibility, includes particulars given in compliance with the Companies (Winding Up and Miscellaneous Provisions) Ordinance, the Securities and Futures (Stock Market Listing) Rules (Chapter 571V of the Laws of Hong Kong) and the Listing Rules for the purpose of giving information to the public with regard to our Group. Our Directors, having made all reasonable enquiries, confirm that to the best of their knowledge and belief, the information contained in this prospectus is accurate and complete in all material respects and not misleading or deceptive, and there are no other matters the omission of which would make any statement herein or this prospectus misleading.

## **CSRC FILING**

The CSRC issued notice of filing on June 1, 2024 for the Global Offering and for the submission of the application to list our H Shares on the Stock Exchange. In granting its notice of filing, the CSRC accepts no responsibility for the financial soundness of our Company or the accuracy of any statements made or opinions expressed in this prospectus.

## **INFORMATION ON THE GLOBAL OFFERING**

This prospectus is published solely in connection with the Hong Kong Public Offering, which forms part of the Global Offering. For applications under the Hong Kong Public Offering, this prospectus contains the terms and conditions of the Hong Kong Public Offering.

The Hong Kong Offer Shares are offered solely on the basis of the information contained and representations made in this prospectus and on the terms and subject to the conditions set out herein and therein. No person is authorized to give any information in connection with the Global Offering or to make any representation not contained in this prospectus, and any information or representation not contained herein must not be relied upon as having been authorized by our Company, the Sole Sponsor, the Capital Market Intermediaries, the Overall Coordinators, the Joint Global Coordinators, the Joint Bookrunners, the Joint Lead Managers, any of the Underwriters, any of our or their respective affiliates or any of our or their respective directors, officers, employees, advisers, agents or representatives, or any other persons or parties involved in the Global Offering.

The Listing is sponsored by the Sole Sponsor and the Global Offering is managed by the Overall Coordinators. Pursuant to the Hong Kong Underwriting Agreement, the Hong Kong Public Offering is fully underwritten by the Hong Kong Underwriters under the terms and conditions of the Hong Kong Underwriting Agreement. The International Offering is expected to be fully underwritten by the International Underwriters and subject to the terms and conditions of the International Underwriting Agreement. For further details on the Underwriters and the underwriting arrangements, please refer to the section headed "Underwriting" in this prospectus.

## INFORMATION ABOUT THIS PROSPECTUS AND THE GLOBAL OFFERING

Neither the delivery of this prospectus nor any offering, sale, delivery, subscription or acquisition made in connection with the Offer Shares shall, under any circumstances, constitute a representation or create any implication that there has been no change in our affairs since the date of this prospectus or that the information in this prospectus is correct as of any date subsequent to the date of this prospectus.

For details of the structure of the Global Offering, including its conditions and the arrangements relating to the Over-allotment Option and stabilization, please refer to the section headed “Structure of the Global Offering” in this prospectus.

### RESTRICTIONS ON OFFER AND SALE OF THE OFFER SHARES

Each person acquiring the Hong Kong Offer Shares under the Hong Kong Public Offering will be required to, or be deemed by his/her/its acquisition of the Hong Kong Offer Shares to, confirm that he/she/it is aware of the restrictions on the offer and sale of the Hong Kong Offer Shares described in this prospectus.

No action has been taken to permit a public offering of the Offer Shares outside Hong Kong or the distribution of this prospectus in any jurisdiction other than Hong Kong. Accordingly, and without limitation to the following, this prospectus may not be used for the purpose of, and does not constitute, an offer or invitation in any jurisdiction or in any circumstances where such an offer or invitation is not authorized or to any person to whom it is unlawful to make such an offer or invitation for subscription. The distribution of this prospectus and the offering and sale of the Offer Shares in other jurisdictions are subject to restrictions and may not be made except as permitted under the applicable securities laws of such jurisdictions pursuant to registration with or authorization by the relevant securities regulatory authorities or an exemption therefrom. In particular, the Offer Shares have not been offered and sold, and will not be offered and sold, directly or indirectly, in the PRC.

### APPLICATION FOR LISTING OF THE H SHARES ON THE STOCK EXCHANGE

We have applied to the Stock Exchange for the listing of, and permission to deal in, the H Shares to be issued pursuant to the Global Offering (including any H Shares which may be issued pursuant to the exercise of the Over-allotment Option) and the H Shares to be converted from Unlisted Shares.

Dealings in the H Shares on the Stock Exchange are expected to commence on Thursday, November 28, 2024. Save as otherwise disclosed in this prospectus, no other part of our share capital is listed on or dealt in on any other stock exchange, and no such listing or permission to list is being or proposed to be sought in the near future.

Under Section 44B(1) of the Companies (Winding Up and Miscellaneous Provisions) Ordinance, any allotment made in respect of any application will be invalid if the listing of, and permission to deal in, the H Shares on the Stock Exchange is refused before the expiration of three weeks from the date of the closing of the application lists, or such longer period (not exceeding six weeks) as may, within the said three weeks, be notified to our Company by or on behalf of the Stock Exchange.

## **H SHARES WILL BE ELIGIBLE FOR ADMISSION INTO CCASS**

Subject to the granting of listing of, and permission to deal in, the H Shares on the Stock Exchange and our compliance with the stock admission requirements of HKSCC, the H Shares will be accepted as eligible securities by HKSCC for deposit, clearance and settlement in CCASS with effect from the Listing Date or any other date as determined by HKSCC. Settlement of transactions between participants of the Stock Exchange is required to take place in CCASS on the second settlement day after any trading day. All activities under CCASS are subject to the General Rules of HKSCC and HKSCC Operational Procedures in effect from time to time. All necessary arrangements have been made for the H Shares to be admitted in to CCASS. Investors should seek the advice of their stockbrokers or other professional advisers for details of the settlement arrangements as such arrangements may affect their rights and interests.

## **H SHARE REGISTER AND STAMP DUTY**

All H Shares issued pursuant to applications made in the Global Offering and converted from Unlisted Shares will be registered on our H Share register of members to be maintained in Hong Kong by our H Share Registrar, Computershare Hong Kong Investor Services Limited. Our principal register of members will be maintained by us at our head office in the PRC.

Dealings in the H Shares registered in our H Share register will be subject to Hong Kong stamp duty. Hong Kong stamp duty is charged to each of the seller and purchaser at the ad valorem rate of 0.1% on the higher of the consideration for or the market value of the H Shares transferred. In other words, a total of 0.2% will be payable on a typical sale and purchase transaction of the H Shares. In addition, a fixed stamp duty of HK\$5.00 is currently payable on each instrument of transfer of H Shares.

## **DIVIDENDS PAYABLE TO HOLDERS OF H SHARES**

Unless determined otherwise by our Company, dividends payable in Hong Kong dollars in respect of our H Shares will be paid to the Shareholders as recorded on our H Share register of members in Hong Kong and sent by ordinary post, at the Shareholders' risk, to the registered address of each Shareholder.

According to the Guide to the Program for "Full Circulation" of H shares promulgated by CSDC on February 7, 2020, cash dividends to domestic investors of H-share "full circulation" shall be distributed through CSDC. An H-share listed company shall transfer RMB cash dividends to the designated bank account of the Shenzhen subsidiary of CSDC, who shall complete the clearing of cash dividends by distributing the cash dividends to investors through domestic securities companies.



## **REGISTRATION OF SUBSCRIPTION, PURCHASE AND TRANSFER OF H SHARES**

We have instructed our H Share Registrar, and it has agreed not to register the subscription, purchase or transfer of any H Shares in the name of any particular holder unless and until the holder delivers a signed form to our H Share Registrar in respect of those H Shares bearing statements to the effect that the holder:

- agrees with us and each of our Shareholders, and we agree with each Shareholder, to observe and comply with the PRC Company Law and our Articles of Association;
- agrees with us and each of our Shareholders that the H Shares are freely transferable by the holders thereof; and
- authorizes us to enter into a contract on his or her behalf with each of our Directors, Supervisors, managers and officers whereby such Directors, Supervisors, managers and officers undertake to observe and comply with their obligations to our Shareholders as stipulated in our Articles of Association.

Persons applying for or purchasing H Shares under the Global Offering are deemed, by their making an application or purchase, to have represented that they are not close associates of any of our Directors, Supervisors or an existing Shareholder or a nominee of any of the foregoing.

## **PROFESSIONAL TAX ADVICE RECOMMENDED**

Potential investors in the Global Offering are recommended to consult their professional advisers if they are in any doubt as to the taxation implications of subscribing for, purchasing, holding, disposal of, dealing in or the exercise of any rights in relation to the H Shares. None of our Company, the Sole Sponsor, the Overall Coordinators, the Joint Global Coordinators, the Joint Bookrunners, the Joint Lead Managers, the Underwriters, any of our or their respective affiliates or any of our or their respective directors, officers, employees, advisers, agents or representatives, or any other persons or parties involved in the Global Offering accepts responsibility for any tax effects on, or liabilities of, any person resulting from the subscription, purchase, holding, disposal of, dealing in, or the exercise of any rights in relation to, the H Shares.

## **LANGUAGE**

If there is any inconsistency between the English version of this prospectus and the Chinese translation of this prospectus, the English version of this prospectus shall prevail unless otherwise stated. For ease of reference, the names of the Chinese laws and regulations, government authorities, institutions, natural persons or other entities have been included in this prospectus in both the Chinese and English languages. In the event of any inconsistency, the Chinese version shall prevail.



## INFORMATION ABOUT THIS PROSPECTUS AND THE GLOBAL OFFERING

### ROUNDING

Certain amounts and percentage figures, such as share ownership and operating data, included in this prospectus may have been subject to rounding adjustments. Accordingly, figures shown as totals in certain tables may not be an arithmetic aggregation of the figures preceding them.

### EXCHANGE RATE CONVERSION

Solely for your convenience, this prospectus contains translations among certain amounts denominated in Renminbi, Hong Kong dollars and U.S. dollars at specified rates.

Unless otherwise specified, the translation of Renminbi into Hong Kong dollars, of Renminbi into U.S. dollars and of Hong Kong dollars into U.S. dollars, and vice versa, in this prospectus was made at the following rates:

RMB0.92553 to HK\$1.00

RMB7.1991 to US\$1.00

HK\$7.7784 to US\$1.00

No representation is made that any amounts in Renminbi, Hong Kong dollars or U.S. dollars can be or could have been at the relevant dates converted at the above rates or any other rates or at all.

### OTHER

Unless otherwise specified, all references to any shareholdings in our Company following the completion of the Global Offering assume that the Over-allotment Option is not exercised.

DIRECTORS, SUPERVISORS AND PARTIES INVOLVED IN THE GLOBAL OFFERING
--

## DIRECTORS

Name	Address	Nationality
<b>Executive Directors</b>		
Mr. Fu Hang (傅航)	Room 2801, Unit 3, Building 1, Kunlun Mansion No. 99 Changban Lane Gongshu District Hangzhou, Zhejiang Province PRC	Chinese
Mr. Zhou Wei (周偉)	Room 502, Unit 3, Building 13, Yuanda Garden No. 5 Changban Lane Gongshu District Hangzhou, Zhejiang Province PRC	Chinese
<b>Non-executive Directors</b>		
Ms. Ma Honglan (馬紅蘭)	Room 1402, Unit 1, Building 30, Xixi Huadong Garden Gaojiao Road, Yuhang District Hangzhou, Zhejiang Province PRC	Chinese
Mr. Wu Shihang (吳詩航)	Room 1001, Building 37, East Jindi Zizaicheng Xihu District Hangzhou, Zhejiang Province PRC	Chinese
Mr. Albert Esteve Cruella	ALT DE GIRONELLA, 58 2B Barcelona Spain	Spanish
Mr. Fei Junjie (費俊傑)	Room 504, Unit 2, Building 6, Santang Renjia Dongxin Street, Gongshu District Hangzhou, Zhejiang Province PRC	Chinese

DIRECTORS, SUPERVISORS AND PARTIES INVOLVED IN THE GLOBAL OFFERING
--

Name	Address	Nationality
<b>Independent Non-executive Directors</b>		
Mr. Zhou Zhihui (周智慧)	Room 403, Unit 1, Building 31, Xinming Bandao Jiaojiang District Taizhou, Zhejiang Province PRC	Chinese
Ms. Ho Mei Yi (何美儀)	Flat H, 23/F, Block 23, South Horizons Ap Lei Chau Hong Kong	Chinese (Hong Kong)
Dr. Zhou Demin (周德敏)	No. 5, 10/F, Building 26 No. 38 Xueyuan Road Haidian District Beijing PRC	Chinese

#### **SUPERVISORS**

Name	Address	Nationality
Mr. Ye Jiancai (葉建才)	Room 501, Unit 2, Building 4, Dongshang International Apartment Qiantang District Hangzhou, Zhejiang Province PRC	Chinese
Mr. Xu Feihu (徐飛虎)	Room 1103, Unit 2, Building 3, Mingheyuan Guiyufang Qiantang District Hangzhou, Zhejiang Province PRC	Chinese
Ms. Zhao Fei (趙飛)	Room 601, Building 11, Xingyao Jindi Qi'an Cheng Jingjiang Street, Xiaoshan District Hangzhou, Zhejiang Province PRC	Chinese

For further details on our Directors and Supervisors, please refer to the section headed “Directors, Supervisors and Senior Management” in this prospectus.

**PARTIES INVOLVED IN THE GLOBAL OFFERING**

<b>Sole Sponsor and Sponsor-Overall Coordinator</b>	<b>Huatai Financial Holdings (Hong Kong) Limited</b> 62/F, The Center 99 Queen's Road Central Central, Hong Kong
<b>Overall Coordinators and Joint Global Coordinators</b>	<b>Huatai Financial Holdings (Hong Kong) Limited</b> 62/F, The Center 99 Queen's Road Central Central, Hong Kong  <b>CLSA Limited</b> 18/F, One Pacific Place 88 Queensway Hong Kong
<b>Joint Bookrunners and Joint Lead Managers</b>	<b>Huatai Financial Holdings (Hong Kong) Limited</b> 62/F, The Center 99 Queen's Road Central Central, Hong Kong  <b>CLSA Limited</b> 18/F, One Pacific Place 88 Queensway Hong Kong  <b>CMB International Capital Limited</b> 45th Floor, Champion Tower 3 Garden Road Central Hong Kong  <b>Ruibang Securities Limited</b> 9/F, Sang Woo Building 227-228 Gloucester Road Wan Chai Hong Kong  <b>Patrons Securities Limited</b> Unit 3214, 32/F., Cosco Tower 183 Queen's Road Central Sheung Wan Hong Kong

DIRECTORS, SUPERVISORS AND PARTIES INVOLVED IN THE GLOBAL OFFERING
--

**Legal Advisers to our Company**

*As to Hong Kong law:*

**Cooley HK**

35/F, Two Exchange Square  
8 Connaught Place  
Central  
Hong Kong

*As to PRC law:*

**Zhejiang T&C Law Firm**

11/F, Block A, Dragon Century Square  
No. 1 Hangda Road  
Hangzhou, Zhejiang  
PRC

*As to International Sanctions laws:*

**Hogan Lovells**

11th Floor, One Pacific Place  
88 Queensway  
Hong Kong

**Legal Advisers to the Sole Sponsor  
and the Underwriters**

*As to Hong Kong law:*

**Jia Yuan Law Office**

7/F & 17/F, 238 Des Voeux Road Central  
Sheung Wan  
Hong Kong

*As to Hong Kong law:*

**Allen Overy Shearman Sterling**

9th Floor, Three Exchange Square  
Central  
Hong Kong

*As to PRC law:*

**King & Wood Mallesons**

17th Floor, One ICC, Shanghai ICC  
999 Huai Hai Road (M)  
Shanghai  
PRC

**Reporting Accountants and  
Independent Auditor**

**Ernst & Young**

*Certified Public Accountants*

*Registered Public Interest Entity Auditor*

27/F, One Taikoo Place  
979 King's Road  
Quarry Bay  
Hong Kong

DIRECTORS, SUPERVISORS AND PARTIES INVOLVED IN THE GLOBAL OFFERING
--

**Industry Consultant**

**China Insights Industry Consultancy Limited**  
10F, Block B, Jing'an International Center  
88 Puji Road  
Jing'an District  
Shanghai  
PRC

**Receiving Bank**

**China CITIC Bank International Limited**  
61-65 Des Voeux Road Central  
Hong Kong

## CORPORATE INFORMATION

<b>Registered Office, Head Office and Principal Place of Business in the PRC</b>	No. 23, Eighth Street Baiyang Street, Qiantang District Hangzhou, Zhejiang Province PRC
<b>Principal Place of Business in Hong Kong</b>	46/F, Hopewell Centre 183 Queen's Road East Wan Chai Hong Kong
<b>Company's Website</b>	<b><u><a href="http://www.china-gene.com">www.china-gene.com</a></u></b> <i>(The information contained on this website does not form part of this prospectus)</i>
<b>Joint Company Secretaries</b>	<b>Ms. Huang Xiu (黃秀)</b> No. 23, Eighth Street Baiyang Street, Qiantang District Hangzhou, Zhejiang Province PRC  <b>Ms. Ho Wing Nga (何詠雅)</b> <i>(fellow of both The Hong Kong Chartered Governance Institute and The Chartered Governance Institute)</i> 46/F, Hopewell Centre 183 Queen's Road East Wan Chai Hong Kong
<b>Authorized Representatives</b>	<b>Mr. Fu Hang (傅航)</b> Room 2801, Unit 3, Building 1, Kunlun Mansion No. 99 Changban Lane, Gongshu District Hangzhou, Zhejiang Province PRC  <b>Ms. Ho Wing Nga (何詠雅)</b> 46/F, Hopewell Centre 183 Queen's Road East Wan Chai Hong Kong
<b>Audit Committee</b>	Mr. Zhou Zhihui (周智慧) <i>(Chairman)</i> Ms. Ho Mei Yi (何美儀) Dr. Zhou Demin (周德敏)



## CORPORATE INFORMATION

<b>Nomination Committee</b>	<p>Ms. Ho Mei Yi (何美儀) (<i>Chairwoman</i>)</p> <p>Mr. Fu Hang (傅航)</p> <p>Dr. Zhou Demin (周德敏)</p>
<b>Remuneration and Appraisal Committee</b>	<p>Dr. Zhou Demin (周德敏) (<i>Chairman</i>)</p> <p>Mr. Zhou Wei (周偉)</p> <p>Mr. Zhou Zhihui (周智慧)</p>
<b>Compliance Adviser</b>	<p><b>Maxa Capital Limited</b></p> <p>Unit 2602, 26/F, Golden Centre</p> <p>188 Des Voeux Road Central, Sheung Wan</p> <p>Hong Kong</p>
<b>H Share Registrar</b>	<p><b>Computershare Hong Kong Investor Services Limited</b></p> <p>Shops 1712-1716, 17th Floor</p> <p>Hopewell Centre</p> <p>183 Queen's Road East, Wan Chai</p> <p>Hong Kong</p>
<b>Principal Banks</b>	<p><b>China Merchants Bank</b></p> <p><b>Hangzhou Shenlan Sub-branch</b></p> <p>1-2F, No. 332 Wangjiang East Road</p> <p>Shangcheng District</p> <p>Hangzhou, Zhejiang Province</p> <p>PRC</p> <p><b>Bank of China</b></p> <p><b>Hangzhou Qiantang New District Sub-branch</b></p> <p>No. 17, No. 3 Street, Baiyang Street</p> <p>Qiantang District</p> <p>Hangzhou, Zhejiang Province</p> <p>PRC</p> <p><b>China CITIC Bank</b></p> <p><b>Hangzhou Economic and Technological Development Zone Sub-branch</b></p> <p>No. 2, Science and Technology Park Road,</p> <p>Baiyang Street</p> <p>Qiantang District</p> <p>Hangzhou, Zhejiang Province</p> <p>PRC</p>

## INDUSTRY OVERVIEW

*The information and statistics set out in this section and other sections of this prospectus were extracted from the CIC Report prepared by CIC, which was commissioned by us, and from various official government publications and other publicly available publications. We engaged CIC to prepare the CIC Report, an independent industry report, in connection with the Global Offering. The information from official government sources has not been independently verified by us, the Sole Sponsor, the Overall Coordinators, the Joint Global Coordinators, the Joint Bookrunners, the Joint Lead Managers, the Underwriters, the Capital Market Intermediates, any of their respective directors and advisers or any other persons or parties involved in the Global Offering, and no representation is given as to its accuracy.*

### PHARMACEUTICAL AND MEDICAL DEVICE MARKETS

China's pharmaceutical market is projected to grow significantly, from RMB1,701.3 billion in 2023 to RMB3,097.7 billion by 2032 at a CAGR of 7.8%. Within this market, the therapeutic areas of orthopedics, metabolic diseases, oncology, and hematology were particularly dominant, accounting for 51.5% of total market share in 2023, reflecting significant clinical demand in these key areas.

The medical device sector, including medical instruments, equipment, appliances, in vitro diagnostic reagents and calibrators, materials, and other related medical items used directly or indirectly on the human body, is also expected to experience robust growth, driven by aging population and heightened health awareness. The size of China's medical device market is expected to grow from RMB1,202.4 billion in 2023 to approximately RMB2,901.1 billion by 2032, at a CAGR of 10.3%.

Companies attempting to enter China's burgeoning pharmaceutical and medical device markets are faced with significant barriers:

- *Market access barriers.* The usage of drugs and medical devices is directly linked to public health and safety. Consequently, the government has established a comprehensive framework of laws and regulations governing market access, production, and operation. The journey from lab development to product launch involves extensive trials for registration and market approval. With the tightening of industry supervision, the complexity and difficulty of gaining new product approvals have escalated.
- *Capital investment barriers.* The financial investment required to bring a new drug or medical device to market, including post-approval research and development, can amount to billions of dollars. This high cost is compounded by the substantial investments needed for facilities and land to enable large-scale manufacturing. Additionally, continuous technological innovation and product upgrading necessitate significant ongoing financial support, posing a considerable challenge for companies in the pharmaceutical and medical device sectors.

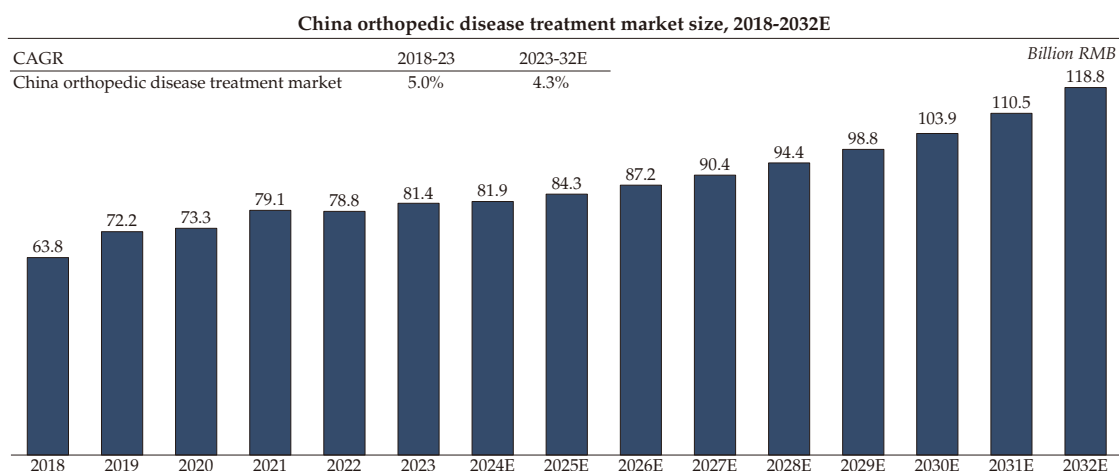
## INDUSTRY OVERVIEW

- *Talent and technology barriers.* The pharmaceutical and medical device industries demand a high level of expertise and technical skill. They encompass a wide range of disciplines, including clinical medicine, biology, materials science, electronics, and computer science. The long-term accumulation of experience, talent, and technical know-how is a significant hurdle that new entrants struggle to overcome in the short term.

### ORTHOPEDIC DISEASE TREATMENT MARKET

Orthopedic diseases encompass injuries and conditions affecting the musculoskeletal system, which comprises bones, muscles, nerves, joints, ligaments, tendons, and other connective tissues. Damage to any of these tissues or structures can arise from either chronic diseases or acute injuries. The primary treatments for orthopedic conditions include medications, physical therapy, and surgery.

The orthopedic disease treatment market in China grew from RMB63.8 billion in 2018 to RMB81.4 billion in 2023 at the CAGR of 5.0%, and is projected to reach RMB118.8 billion by 2032 at the CAGR of 4.7%.



Source: American Orthopaedic Society for Sports Medicine; Chinese Center for Disease Control and Prevention; American College of Rheumatology; Menet; Expert interview; CIC

### Bone Repair Material Market

#### *Bone injury*

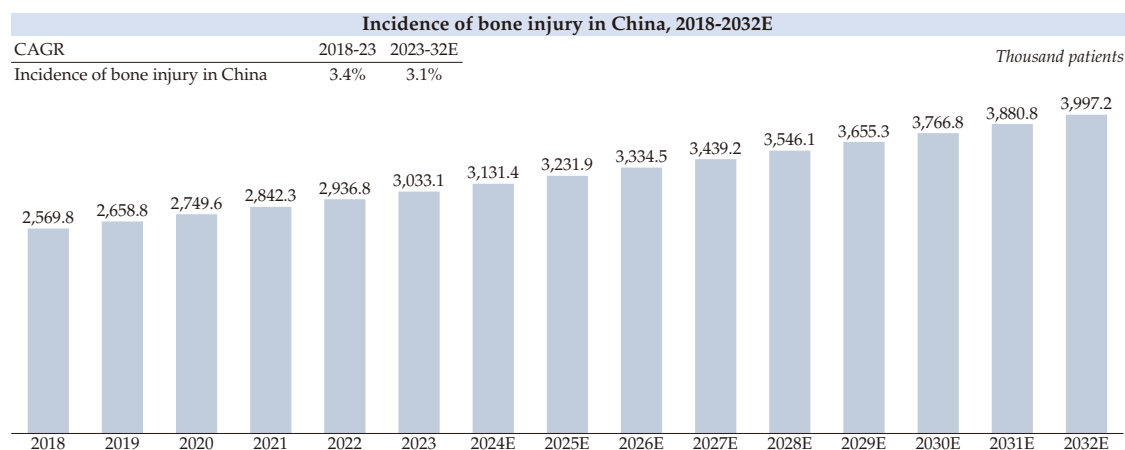
Bone injury refers to a disruption in the structural integrity of bones causing a wide range of orthopedic conditions including bone defects, bone nonunion, bone delayed union, spinal fusion, and joint fusion. Such injury may happen due to various causes, such as (i) severe injuries from events such as traffic accidents, which may result in shattered bones or loss of bone in the limbs, (ii) bone infections that can lead to bone destruction, bone tissue loss, or the need for surgical removal of infected bone tissue, (iii) extensive bone tissue resection due to bone tumors, (iv) conditions like osteoporosis leading to reduced bone mass and increased fragility fracture risks, and (v) congenital factors such as inadequate maternal nutrition and inherited genetic disorders or mutations that impact fetal bone growth and structure.

## INDUSTRY OVERVIEW

While bone typically has the capacity to regenerate, large bony injuries, known as critical-size defects (CSDs), exceed this natural healing ability due to their size. CSDs are segmental bone deficiencies longer than 2 to 2.5 times the diameter of the affected bone, necessitating surgical intervention due to their inability for self-regeneration and associated risks of non-union, delayed healing, or non-healing, and localized functional impairments.

Common symptoms of bone injuries manifest as (i) impaired mobility and functional loss, hindering normal joint movements and causing abnormal activity, (ii) pain during movement or weight-bearing activities, (iii) deformities and muscle atrophy, including bent or shortened bones, twisted bones, stiff joints, and muscle loss, and (iv) increased risk of bone infection, with symptoms including high fever and localized redness, swelling, and warmth.

As illustrated below, the incidence of bone injuries in China has increased from approximately 2.6 million in 2018 to approximately 3.0 million in 2023 and is expected to reach approximately 4.0 million by 2032 attributable to the rapidly aging population and changes in people's travel and physical activity patterns that contributes to a higher frequency of bone injury accidents.



Source: *The Lancet Rheumatology; Chinese Journal of Orthopaedics; Expert interview; China Insights Consultancy*

### ***Bone repair materials***

The current treatment methods for bone injuries includes orthopedic surgeries, immobilization, medication, and physical therapy. Approximately 53% of bone injuries necessitate surgery. According to published research papers, the volume of orthopedic surgeries in China reached around 6.5 million in 2023.

## INDUSTRY OVERVIEW

Bone repair materials are substances used in orthopedic surgeries to aid the healing of bone injuries. Their primary function is to fill gaps in bones caused by skeletal damage or to assist in the fusion of bones for various clinical needs. These materials are pivotal in enhancing the healing of bone injuries, guiding bone fusion, and aiding the recovery of pathological bone tissue to its healthy state. Approximately 20% of the orthopedic surgeries involve the use of bone repair materials. We consider such 20% of patients receiving orthopedic surgery using bone repair material as addressable patients for the bone repair materials market. For the underlying assumptions we employ for estimating the bone repair materials market size in China, see “— Orthopedic Disease Treatment Market — Bone Repair Material Market — Size of Bone Repair Material Market in China.”

The desired characteristics of bone repair materials for use in surgeries addressing bone injuries include a broad range of sourcing options, exceptional biocompatibility, low-immunogenic properties, safety, biodegradability, as well as adequate mechanical strength and flexibility.

Bone repair materials can be categorized into three types: bioactive artificial bone, non-bioactive artificial bones and natural bones. Bioactive artificial bones mainly include bone repair materials containing bioactive agents such as bone morphogenetic protein (“BMP”). Non-bioactive artificial bones comprise metal materials, inorganic non-metallic materials, and other materials. Natural bones include same-species allograft bone, autologous bone, and xenograft bone.

The following table sets forth a summary of the clinical features of BMP bone repair materials in comparison with other types of bone repair materials.

Comparison of bone repair materials						
Main types	BMP bone repair material <sup>1</sup>	Non-bioactive artificial bone	Allograft bone	Xenograft bone	Autograft bone	Advantages of BMP bone repair material
Osteoinductive capacity	★★★	★★	★★	★	★★★	<ul style="list-style-type: none"> <li>BMPs are important in formation and maintenance of bones and cartilage. Among these proteins, BMP-2 has the strongest osteoinductive ability, enabling direct stimulation of osteogenesis.</li> </ul>
Post-operative healing rate	★★★	★★	★	★	★★★	<ul style="list-style-type: none"> <li>BMP bone repair material exhibits a higher post-operative healing rate and more rapid bone formation compared to other types of bone repair materials.</li> </ul>
Repairing speed	★★★	★	★	★	★★★	<ul style="list-style-type: none"> <li>Multiple studies show that BMP bone repair material results in a shorter hospital stay compared to other bone materials, therefore demonstrating faster reparative speed.</li> </ul>
Availability	★★★	★★	★	★	★	<ul style="list-style-type: none"> <li>Allograft, xenograft and autograft bones, sourced from cadavers, animals and patients themselves, respectively, have highly limited supplies. In contrast, the production of BMP bone repair material can be scaled in a controlled laboratory setting.</li> </ul>
Safety	★★★	★★	★	★	★★★	<ul style="list-style-type: none"> <li>Allograft and xenograft bones carry the potential risk of immune rejection. BMP bone repair material has better safety profile.</li> </ul>

Note:

1. Guyoudao 骨优导®, a drug-device combination product marketed by the Company, is a BMP bone repair material.

Source: Oral and Maxillofacial Surgery Clinics of North America; China Insights Consultancy; The American Society of Plastic Surgeons

### *rhBMP-2*

BMPs are recognized for their role in inducing bone tissue formation, making them valuable in the repair of hard tissues. Among these proteins, BMP-2 stands out as one of the factors with the strongest osteoinductive ability. BMP-2 encourages mesenchymal stem cells to become bone-forming cells, or osteoblasts, and cartilage-forming cells, or chondrocytes, facilitating the growth, development, and repair of bones and cartilage.

Recombinant human BMP-2 (rhBMP-2) is a biological engineered form of human BMP-2. rhBMP-2 offers significant advantages in clinical settings, facilitating the process of bone repair and reducing the need for more invasive treatments.

- *Biological activity.* rhBMP-2 is highly biologically active, directly stimulating the creation of new bone tissue.
- *Reduced need for bone grafts.* rhBMP-2 can be applied directly to bone injury areas, eliminating the need to harvest bone from other parts of the patient's body.
- *Scalability.* The production of rhBMP-2 is easily controlled in a laboratory setting, allowing for large-scale production.
- *Stimulates bone healing.* rhBMP-2 aids in transforming primitive bone cells and stem cells into osteoblasts, which is essential for bone healing.
- *Superior clinical results compared with allograft bones.* As shown in published clinical study results, bone repair materials containing rhBMP-2 demonstrate superior clinical efficacy and safety compared to allograft bones. Patients with sustained bone injuries treated with bone repair materials containing rhBMP-2 required further surgical revisions in 26.1% of the cases, whereas those receiving allograft bone transplants needed additional surgical revisions in 47.4% of the cases. The median time to bone union for patients treated with bone repair materials containing rhBMP-2 was 217 days, significantly shorter than the 416 days required for patients who underwent allograft bone transplants. Furthermore, the incidence of new-onset postoperative infections in patients treated with bone repair materials containing rhBMP-2 was 17.4%, which is lower compared to the 31.6% infection rate in patients receiving allograft bone transplants.

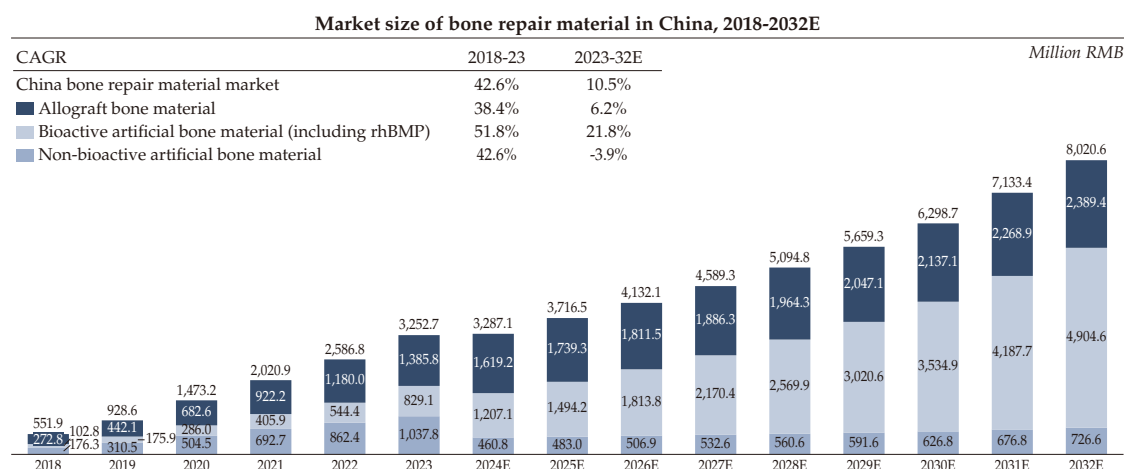
### *Size of bone repair material market in China*

The bone repair material market in China has seen a steady growth in recent years, with its market size expanded from RMB551.9 million in 2018 to RMB3,252.7 million in 2023 at a CAGR of 43.6%. Based on historical growth trends, this market size is projected to reach RMB8,020.6 million by 2032, at a CAGR of 10.5%. The following chart sets forth a breakdown of the historical and projected size of the bone repair material market by bone repair material type in China for the periods indicated.

## INDUSTRY OVERVIEW

Among the different types of bone repair materials, bioactive artificial bones grew most rapidly at a CAGR of 51.8% from RMB102.8 million in 2018 to RMB829.1 million in 2023, due to their favorable osteoinductive properties, high post-operative healing rates, and wide availability, despite being priced higher than allograft and non-bioactive alternatives. Studies highlight issues with allografts such as immune rejection, disease transmission, and limited supply, while non-bioactive alternatives can lead to fibrous tissue formation or implant failure. Conversely, bioactive artificial bones offer advantages in clinical efficacy and safety, increasingly positioning them as the preferred choice for patients and doctors. As a result, the growth trajectory of bioactive artificial bones is expected to continue, growing at a CAGR of 21.8% from RMB829.1 million in 2023 to RMB4,904.6 million in 2032. The Company's product, Guyoudao, is a drug-device combination product and is considered as a type of bioactive artificial bone as a whole.

Non-bioactive artificial bones were included in the national VBP list in 2023, which led to a 60% price reduction. Consequently, their market share is expected to decline. Allograft bones have also seen a slowdown in their market growth, primarily impacted by the competitive presence of bioactive artificial bones. As bioactive bone repair materials in China consist predominantly of rhBMP-2 products, its market size approximates that of the rhBMP-2 bone repair materials in China.



Source: *The Lancet Rheumatology; Chinese Journal of Orthopaedics; Expert interview; China Insights Consultancy*

The size of China's bone repair material market is estimated using a formula that multiplies orthopedic surgery volume (approximately 6.5 million in 2023) in China with the percentage of these surgeries using bone repair material, and the average winning bid prices of three kinds of bone repair materials. The orthopedic surgery volume includes spinal, joint, trauma, and sports medicine surgeries, and is derived from literature studies and interviews with healthcare professionals. The percentage of orthopedic surgeries using bone repair material is approximated at 20%, based on expert interviews. We consider such 20% of patients receiving orthopedic surgery using bone repair material as addressable patients for bone repair materials.

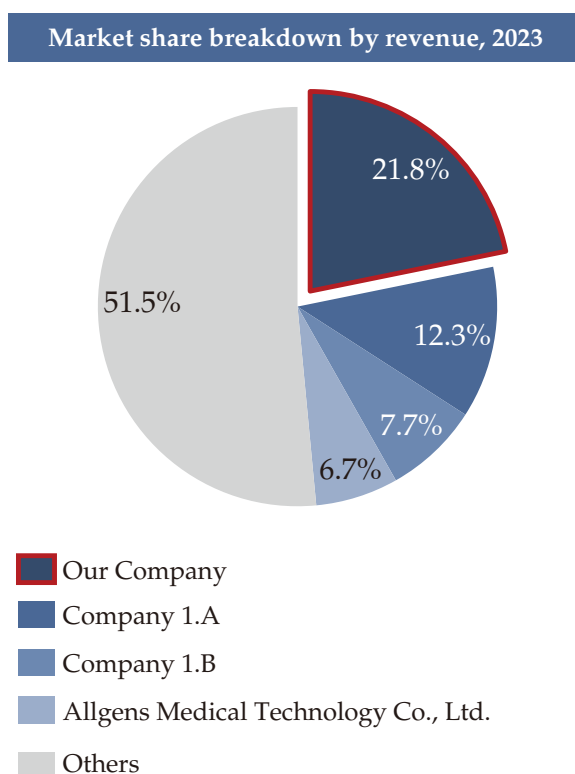


## INDUSTRY OVERVIEW

The winning bid prices of allograft bone, bioactive artificial bone, and non-bioactive artificial bone, in medical institutions' tendering processes average around RMB2,000, RMB5,000, and RMB1,500 per unit (which is the average quantity of rhBMP-2 bone repair product used in each surgery), respectively, according to public medical database.

### *Competitive landscape of bone repair material market in China*

The top four manufacturers in the bone repair material market in China accounted for approximately 48.5% of the total market share in 2023. As measured by revenue in 2023, we ranked the first among all bone repair material manufacturers in China. The following chart sets forth the top four companies in China's bone repair material market in terms of revenue in 2023, as well as our position in the ranking:



Source: NMPA; China Insights Consultancy

- Company 1.A, headquartered in Shanxi, China, was founded in 1999. It focuses on the R&D, production and sales of biological tissue materials. It entered the bone repair materials sector in 2012 and currently holds one approved non-bioactive bone repair material product in China.
- Company 1.B, headquartered in Beijing, China, was founded in 2002. It is committed to the R&D, production, and sales of Class 3 medical devices (medical biomaterials). It entered the bone repair materials sector in 2016 and currently holds three approved non-bioactive bone repair material products in China.
- Allgens Medical Technology Co., Ltd. (奥精醫療科技股份有限公司), headquartered in Beijing, China, was listed on Shanghai Stock Exchange in 2021 (stock code: 688613.SH). It was founded in 2004 and is dedicated to the R&D, production and sales of implantable medical devices for tissue regeneration and repair.

## INDUSTRY OVERVIEW

The following table set forth detailed information of the products of the top four manufacturers in the bone repair material market in China. Although the majority of the market share of the bone repair material market in China is currently held by domestic manufactures, multinational medical device companies may also gain traction in the competition in the future and the bone repair material market in China is currently undergoing significant consolidation.

Competitive landscape of bone repair materials in China, 2023							
Company	Generic Name	Brand Name	NMPA First Approval Year	NRDL Inclusion	Market Share	Indication	Key Patent
Our Company	Bioactive Artificial bone	Guyoudao	2009	Yes	21.8%	Repairing bone defects, nonunion, delayed union, or non-healing, as well as spinal fusion, joint fusion, and orthopedic bone graft repair	1
Company 1.A	Allografts	/	2012	Yes	12.3%	Bone defect filling, repair, reinforcement, and spinal fusion	/
Company 1.B	Allografts	Junkangzhengu	2016	Yes	7.7%	Non-weight-bearing bone defects filling, fusion of the spine and joints, and reconstruction of non-weight-bearing bones	/
Allgens Medical Technology Co., Ltd.	Non-bioactive artificial bone	Gejin	2011	Yes	6.7%	Bone defect filling, repair, reinforcement, and spinal fusion, bone defects in oral or plastic surgery	15

Source: NMPA; China Insights Consultancy

### Competitive landscape of rhBMP-2 bone repair material market in China

The rhBMP-2 product market in China increased from RMB102.8 million in 2018 to RMB829.1 million in 2023, with a CAGR of 51.8%. It is expected to further expand to RMB4,904.6 million in 2032 with a CAGR of 21.8% from 2023 to 2032. With a market share of 85.5% in 2023, Guyoudao has a market-leading position in China's rhBMP-2 market benefiting from its first-mover advantage and a wide variety of indications.

- First-Mover Advantage.** Commercialized in 2009, Guyoudao is the first rhBMP-2 product in China and enjoys the first-mover advantage. As Guyoudao was the only rhBMP-2 product in China in the first seven years of its commercialization, we have taken on the role of introducing rhBMP-2 products to the Chinese market, leading to increased understanding of such products among medical professionals and patients. During this process, we have built a strong brand equity for Guyoudao, facilitating its market penetration.
- A Wide Variety of Indications.** According to CIC, indications of rhBMP-2 products can be categorized into four types: trauma-induced bone defect, spinal injury, joint injury, and other orthopedic bone graft. While the other three rhBMP-2 products in the Chinese market cover one or several of the above-mentioned indications, Guyoudao is the only product in China that covers all four indications as of the Latest Practicable Date.

## INDUSTRY OVERVIEW

As of the Latest Practicable Date, there were four commercialized rhBMP-2 bone repair material products in China, including Guyoudao. The following table sets forth the details of the four rhBMP-2 products:

Brand Name	Company	NMPA First Approval Year	Indications	Average end-selling price per surgery	Addressable market size in 2023 (RMB in millions) <sup>(1)</sup>	Regional coverage of sales	MoA (Formulation) and Carriers	Pros	Cons
骨优导®	Our Company	2009	<ul style="list-style-type: none"> <li>Bone defects, nonunion, delayed union, or non-healing</li> <li>Spinal fusion</li> <li>Joint fusion</li> <li>Orthopedic bone graft</li> </ul>	~RMB5,000	829.1	Nationwide	Medicinal gelatin, soybean lecithin and hydroxyapatite as carrier	<ul style="list-style-type: none"> <li>A wide range of approved indications</li> <li>A wide range of specifications for physicians to choose from</li> </ul>	<ul style="list-style-type: none"> <li>Cold-chain logistics is required to assure rhBMP-2 activity</li> </ul>
骨泰®	Shanghai Rebone Biomaterials Co., Ltd. 上海瑞邦生物材料有限公司	2016	<ul style="list-style-type: none"> <li>Bone defects in non-weight-bearing or low-weight-bearing areas, and root canal filling</li> </ul>	~RMB7,000	514.0	Nationwide	Calcium phosphate cement as carrier	<ul style="list-style-type: none"> <li>Relatively high compressive strength</li> </ul>	<ul style="list-style-type: none"> <li>The active powder needs to be mixed with a liquid by a healthcare professional before use and thus the precise amount of the active ingredient may not always be accurate</li> </ul>
海昱®	Yantai Zhenghai Bio-Tech Co., Ltd. 烟台正海生物科技有限公司	2022	<ul style="list-style-type: none"> <li>Bone defects caused by trauma or surgery that do not affect bone structural stability</li> </ul>	~RMB14,000	514.0	Not yet commercialized in large scale	Xenogeneic bone as carrier	<ul style="list-style-type: none"> <li>Contains collagen that specifically binds with rhBMP-2, thus maintaining a high concentration at the injury site</li> </ul>	<ul style="list-style-type: none"> <li>More likely to induce immune rejection due to the xenogeneic bone component</li> </ul>
Infuse™	Medtronic Sofamor Danek USA, Inc. 美敦力福法模丹麟股份有限公司	2023	<ul style="list-style-type: none"> <li>Spinal fusion surgery for a skeletally mature patient with degenerative disc disease affecting a single segment from L2 to S1</li> </ul>	~RMB30,000	315.0	Not yet commercialized in large scale	Absorbable collagen sponge as carrier	<ul style="list-style-type: none"> <li>The product has been used in international markets for over 20 years, with established clinical efficacy</li> </ul>	<ul style="list-style-type: none"> <li>Higher priced</li> <li>Relatively few approved indications</li> </ul>

Note:

- (1) Represents the potential addressable market size under the rhBMP-2 bone repair material market in China in 2023 according to the approved indications of the respective products.

Note: \*Calculated based on the purchase prices of medical institutions in China

Source: Yaozhi data; official websites; expert interview; NMPA; China Insights Consultancy

All of the rhBMP-2 products listed above are applied during surgeries and are slowly released during a period ranging from two to three months post-surgery.

As of the Latest Practicable Date, neither the Company nor CIC was aware of any rhBMP-2 product candidates that are at a late stage of clinical trials or have been approved by the NMPA but have yet to be commercialized. We may face increased competition in the future as new products enter into the bone repair material market. For example, we are aware of the existence of alternative treatment methods and several other bioactive agents in the rhBMP family that can induce bone formation, such as rhBMP-4 and rhBMP-7. Nevertheless, rhBMP-2 was the only NMPA-approved osteoinductive growth factor used as bone repair material and there were no product candidates expressing rhBMP-4 or rhBMP-7 in China as of the Latest Practicable Date, according to CIC. To maintain our competitive edge, we are developing JY23, a next-generation bone repair material by combining rhBMP-2 with various biomaterials. Compared to Guyoudao, JY23 showed better controlled release and osteoconduction properties in preclinical studies.

### *Growth drivers of bone repair material market in China*

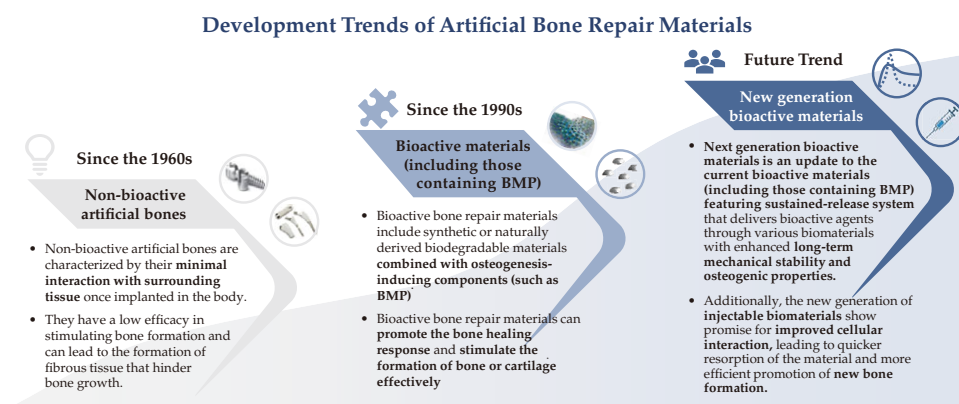
The growth of the bone repair material market in China is poised for significant growth propelled by several key factors:

- *Aging population.* Aging population is leading to an increased prevalence of bone injuries among the elderly in China, necessitating more surgical treatments for bone injuries and functional impairments. Additionally, rising living standards and heightened health awareness are amplifying the demand for high-quality bone repair materials. As a result, bone repair materials designed for tissue regeneration and trauma repair are expected to witness burgeoning market growth.
- *Favorable policies for innovative bone repair materials.* As innovative medical devices, innovative bone repair materials, including those containing rhBMP-2 have garnered encouragement from national policies. Notably, the NMPA promulgated the “Special Review Procedure for Innovative Medical Devices” (《創新醫療器械特別審查程序》) on December 1, 2018. This revised regulation has enhanced the applicability of the special review procedure and specifically prioritized the handling of innovative medical device application cases, aiming to increase the efficiency of reviewing innovative medical devices and actively supports the innovation within the medical device industry. Corresponding to this special review procedure, the Yangtze River Delta Center for Medical Device Evaluation and Inspection was established in December 2020 to accelerate the review procedure for innovative medical devices in the region. Benefiting from such special review procedure and specialized review center, the product development process for innovative bone repair materials is expected to be accelerated. Additionally, innovative medical devices have been specifically included in the “14th Five-Year Plan” for the pharmaceutical industry (《「十四五」醫藥工業發展規劃》), indicating support and focus from the PRC government accompanying such Five-Year Plan.
- *Unmet clinical demand.* With over 3.0 million new cases of bone injuries reported in 2023, there is a clear and pressing need for effective bone repair solutions in China. A significant number of these patients do not meet the criteria for autologous bone grafting or lack access to specialized care, leading to suboptimal healing and recovery outcomes. This gap in the healthcare system underscores a critical demand for innovative bone repair materials, offering a substantial opportunity for market growth in clinical orthopedics.

## *Future trends for bone repair material market in China*

The future trends in the bone repair material market in China are characterized by the growing clinical preference for artificial materials, the emergence of new generation bioactive materials, and the domestic substitution of imported products:

- *Broad clinical prospects of artificial bone repair materials.* Natural bone repair materials, such as allografts, are facing challenges in clinical applications due to immune rejection risks, disease transmission potential, limited availability of healthy donors, and ethical concerns. In contrast, artificial bone repair materials are gaining preference for their wide availability, adaptability to clinical needs, and high-quality features. These materials, including bioactive bone repair material such as those containing BMP-2, have shown effectiveness in inducing bone regeneration and offering favorable outcomes, while avoiding the complications associated with allograft transplantation.
- *Emergence of new generation bioactive materials.* As illustrated in the following chart, the evolution of artificial bone repair materials can be segmented into three periods, culminating in the emergence of new generation bioactive materials, distinguished by their innovative features such as sustained-release systems boosting stability and osteogenicity, and injectable formulations supporting improved cellular interaction and accelerated resorption of biomaterial.



Source: *Chinese Journal of Reparative and Reconstructive Surgery; Materials (Basel); Frontiers in Bioengineering and Biotechnology; China Insights Consultancy*

## INDUSTRY OVERVIEW

- *Domestic substitution of imported bone repair materials.* As of the Latest Practicable Date, 24 imported artificial bone repair materials had been registered with the NMPA, but only three of which were registered since 2021. As of the same date, 20 domestic artificial bone materials had been registered with the NMPA, seven of which were registered since 2021. The increasing quality and technological advancement of domestic bone repair materials have led to a growing preference for domestic products over imported ones.

### Osteoporosis Drug Market

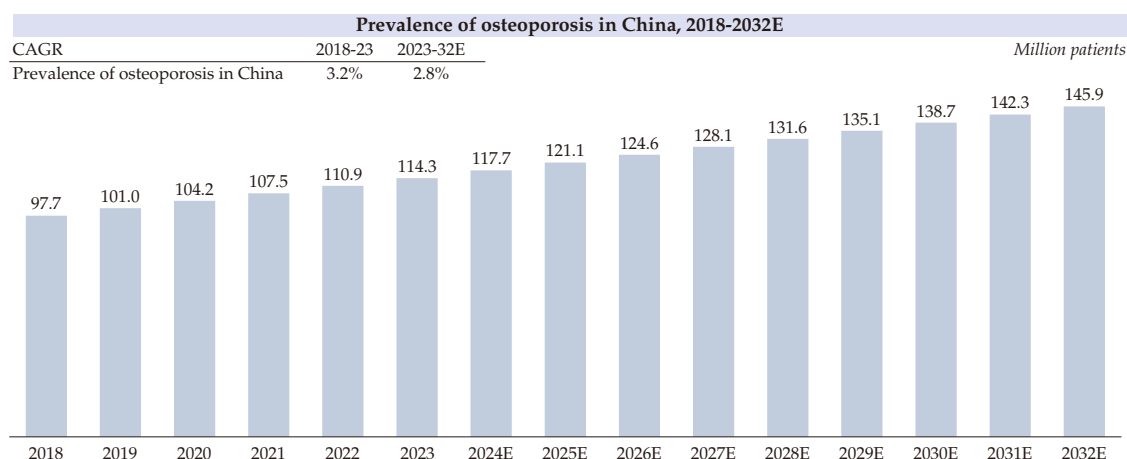
#### *Osteoporosis*

Osteoporosis is a widespread bone disease, particularly among middle-aged and elderly individuals, and is the most common chronic bone condition. Characterized by low bone mass, structural deterioration of bone tissue, and increased fragility, it often leads to easy fractures.

The clinical symptoms of osteoporosis include pain, fractures, spinal deformities, and a negative impact on psychological well-being and quality of life. Fractures are a critical concern in osteoporosis, frequently being the initial symptom and reason for seeking medical advice. The condition's severity is underscored by a high mortality rate, with 20-25% of patients dying within a year of a hip fracture due to complications, and over 50% suffering from varying degrees of disability post-recovery.

In addition, from an economic perspective, the annual direct cost for a patient with an osteoporotic hip fracture is around RMB30,000. This economic burden, combined with the high prevalence and serious health implications of the disease, highlights the importance of understanding and addressing this disease.

As illustrated below, the prevalence of osteoporosis in China has increased from 97.7 million in 2018 to 114.3 million in 2023 and is expected to reach 145.9 million by 2032.



Source: Chinese Medical Journal; China Insights Consultancy

## INDUSTRY OVERVIEW

### *Antibody drugs for the treatment of osteoporosis*

Denosumab is China's first and only fully human monoclonal antibody targeting the RANKL-RANK signaling pathway approved for treating osteoporosis. It offers a convenient, effective, and cost-efficient treatment option for postmenopausal women with osteoporosis.

In addition to denosumab, romosozumab, a humanized monoclonal antibody, is currently under Phase III trial for the treatment of osteoporosis in China and has not commenced commercial launch. Romosozumab functions by inhibiting sclerostin's activity, promoting bone formation, and simultaneously reducing bone resorption. This dual action effectively increases bone density. In January 2019, Japan PMDA (Pharmaceuticals and Medical Devices Agency) approved romosozumab for the treatment of osteoporosis with a high risk of fracture. In April and December 2019, U.S. FDA and European Medicines Agency, respectively, approved the drug for the treatment of severe osteoporosis in postmenopausal women at high risk of fracture.

As of the Latest Practicable Date, there were two romosozumab clinical pipelines in China for the treatment of osteoporosis.

Pipelines of romosozumab for osteoporosis in China						
Drug Name	Company	Indications	Phase	First Posted Date	Route of Administration	Estimated Approval Year
Romosozumab	Amgen Inc./Patheon Italia S.P.A./ UCB Pharma AG	Osteoporosis	Phase III	2020/2/10	Subcutaneous	2025
Romosozumab	Our Company	Osteoporosis	Pre IND	N/A	Subcutaneous	N/A

Source: Chinese Medical Journal; CDE; China Insights Consultancy

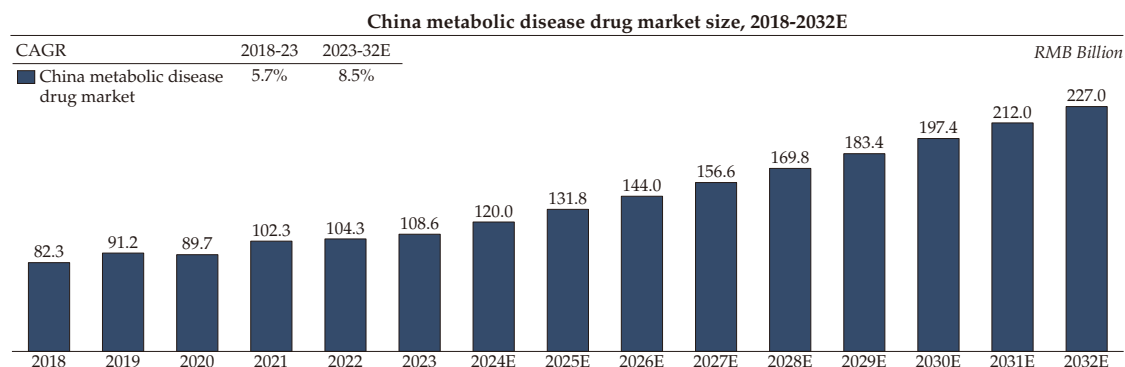
## METABOLIC DISEASE DRUGS MARKET

Metabolism refers to the biochemical reactions occurring in human cells, crucial for maintaining cell and overall body health. A metabolic disease arises when these reactions are disrupted, affecting how the body processes and distributes macronutrients like proteins, fats, and carbohydrates. Such disorders occur due to abnormal chemical reactions that change the body's usual metabolic processes. Common types of metabolic diseases include diabetes, overweight, obesity, among others.



## INDUSTRY OVERVIEW

The metabolic disease drugs market in China increased from RMB82.3 billion in 2018 to RMB108.6 billion in 2023, and is expected to reach RMB227.0 billion by 2032 at the CAGR of 8.5%.



Source: Menet; China Insights Consultancy

### T2DM Drug Market

#### T2DM

Diabetes is a chronic metabolic disease marked by high blood glucose levels, which, over time, can severely damage the heart, blood vessels, eyes, kidneys, and nerves. There are two main types of chronic diabetes: Type 1 Diabetes Mellitus (T1DM) and Type 2 Diabetes Mellitus (T2DM).

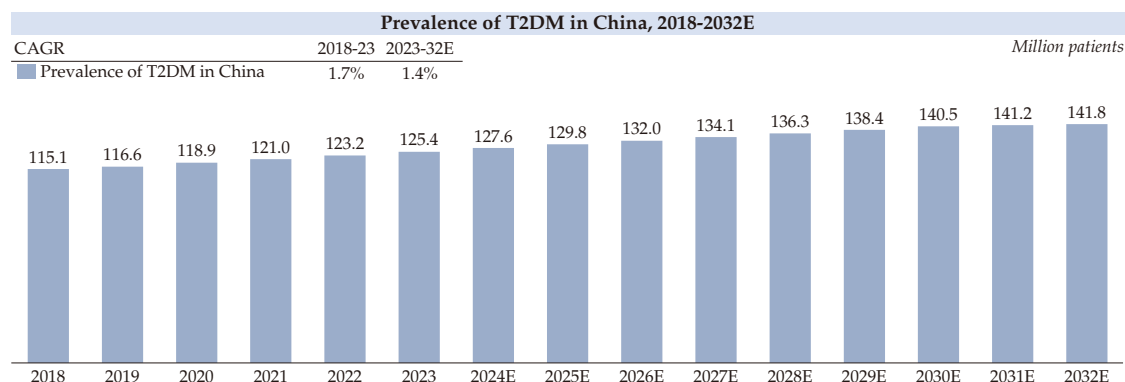
T1DM is an autoimmune condition causing the destruction of insulin-producing beta cells in the pancreas, leading to minimal or no insulin production.

T2DM involves the body's inadequate response to insulin. Over time, the pancreas decreases insulin production, resulting in hyperglycemia (excessive sugar in the bloodstream). T2DM is the more common form, accounting for about 90% of all diabetes cases. The symptoms of T2DM often include frequent urination, excessive thirst and fluid intake, fatigue, blurred vision, abnormal weight loss, increased hunger, and slow-healing sores.

In China, approximately 66.8% of T2DM patients have at least one chronic comorbid condition. These include kidney diseases, diabetic neuropathy, diabetic retinopathy, cardiovascular diseases, and cerebrovascular diseases. On average, a T2DM patient in China may have about 2.17 chronic complications.

## INDUSTRY OVERVIEW

The number of T2DM patients grew from 115.1 million in 2018 to 125.4 million in 2023 and is projected to reach 141.8 million by 2032 in China. This rising prevalence is attributed to factors such as aging population, urbanization, increasing obesity rates, and sedentary lifestyles.



Source: International Diabetics Federation; China Insights Consultancy

According to the Chinese Journal of Diabetes, there are primarily three currently used treatments for T2DM: lifestyle interventions, drug treatments, and metabolic surgery.

Lifestyle interventions, encompassing blood sugar monitoring, diet control and exercise, are the cornerstone of T2DM treatment. They are safe, free from side effects, aiding in weight loss and improving insulin sensitivity at a low cost. However, the effectiveness of lifestyle interventions in alleviating T2DM is limited, and patient compliance is low. The Action for Health in Diabetes study demonstrates that lifestyle interventions have suboptimal effects in mitigating T2DM, with remission rates in the first, second, third, and fourth years being only 11.5%, 9.2%, 6.4%, and 3.5%, respectively. Other studies, such as *Predictors of adherence to physical activity guidelines in patients with diabetes mellitus in the US in 2017: an exploratory analysis* and *Research on dietary behavior compliance and influencing factors in 18-59-year-old patients with T2DM*, also indicate poor patient compliance with lifestyle intervention therapies. Most T2DM patients do not maintain regular physical activity and neglect daily diabetes management.

When lifestyle changes alone are inadequate, drug treatment is introduced. This includes oral diabetes medications, which are effective but can have side effects. Notably, Glucagon-like peptide-1 receptor agonists (GLP-1RAs), a newer type of injectable medication, are recommended by leading diabetes guidelines due to their benefits in lowering HbA1c levels, reducing weight, and decreasing cardiovascular risks.

In cases of severe obesity and inadequate blood sugar control, metabolic surgeries like gastric bypass and sleeve gastrectomy are recognized for inducing long-term diabetes remission or cure. These surgeries, however, involve certain risks, are expensive, and necessitate continued lifestyle changes to prevent relapse.

## INDUSTRY OVERVIEW

We adjust the total number of T2DM patients in China for the diagnosis rate (around 49.3% in 2023) and the drug treatment rate (around 68.7% in 2023), as reported in studies such as *Prevalence and Treatment of Diabetes in China* and consider the adjusted number of T2DM patients receiving drug treatment as addressable patients for T2DM drugs. See “— Metabolic Disease Drugs Market — T2DM Drug Market — Size of T2DM drugs market in China.”

### *GLP-1RAs for the treatment of T2DM*

Glucagon-like peptide-1 (GLP-1) is an incretin hormone secreted by L-cells in the distal intestinal ileum and colon after eating. It plays a crucial role in regulating blood sugar by stimulating glucose-dependent insulin release from pancreatic islets. GLP-1 also slows gastric emptying, manages postprandial glucagon levels, and reduces food intake.

GLP-1RAs effectively control T2DM hyperglycemia by influencing six out of eight pathogenic mechanisms of T2DM. GLP-1RAs increase incretin and insulin secretion, decrease glucagon secretion, reduce glucose production, elevate glucose uptake in skeletal muscles, and neurotransmitter dysfunction. Consequently, GLP-1RAs are recommended for T2DM treatment in both Chinese and international guidelines.

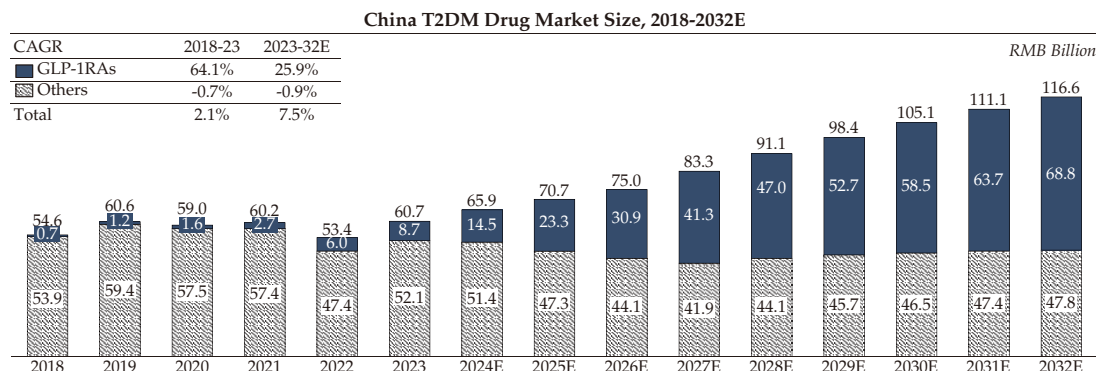
Additionally, GLP-1RAs are classified by their duration of action into short-acting and long-acting varieties. Advances in modification techniques have extended the half-life of GLP-1RAs, leading to less frequent dosing and improved patient compliance.

### *Size of T2DM drugs market in China*

The T2DM drugs market in China experienced a slight decrease from 2019 to 2020 and again from 2021 to 2022 primarily due to the strained medical resources, reduced patient willingness to seek medical care, and supply chain issues at the peak of the COVID-19 outbreak that resulted in some patients not continuously purchasing diabetes medications. This impact is temporary, and the relevant factors are not expected to affect the future T2DM drugs market in China or the potential sales of the T2DM drug candidates of the Company. However the market is expected to grow from RMB60.7 billion in 2023 to RMB116.6 billion in 2032 at a CAGR of 7.5%. The T2DM drug market in China could potentially be limited by alternative prevention and treatment methods for such indications and medication treatment is used only for a portion of the total T2DM patients. See “Risk Factors — Risks Relating to the Development of Our Product Candidates — The market opportunities for our product candidates may be smaller than we anticipate, which could render some product candidates less profitable than expected even if commercialized.”

## INDUSTRY OVERVIEW

GLP-1RAs have achieved remarkable market acceptance in international market and surpassed insulin to become the most widely used medication for T2DM globally in 2023. This class of medications also shows tremendous market potential in China. China's GLP-1RA market in T2DM expanded from RMB0.7 billion in 2018 to RMB8.7 billion in 2023, representing a CAGR of 64.1% and is projected to grow to RMB68.8 billion by 2032 at a CAGR of 25.9%. The market growth rate of GLP-1RAs in treating T2DM exceeds that of other T2DM medications due to several factors: (i) GLP-1RAs have a low risk of causing hypoglycemia because of their glucose-dependent blood sugar lowering mechanism, which leads to a favorable safety profile, (ii) the multi-faceted role of GLP-1 in regulating blood sugar results in effective glycemic control, (iii) the development and approval of oral formulations of GLP-1RAs are expected to improve patient compliance due to the convenience of oral dosing, and (iv) historical market data from 2018 to 2023 illustrates a rapid growth in GLP-1RAs, in stark contrast to the negative growth seen in insulin and other T2DM drugs. The following chart sets forth the historical and projected size of the T2DM drugs market in China for the periods indicated:



Source: The Journal of the American Medical Association; International Diabetes Federation World Diabetes Atlas; Menet; China Insights Consultancy

The market size for T2DM drugs in China is estimated using a method that involves several key factors. It starts with calculating the prevalence of T2DM in China, based on the national population and prevalence rate. See “— Metabolic Disease Drugs Market — T2DM Drug Market — T2DM.” This figure is then adjusted for the diagnosis rate (around 49.3% in 2023), sourced from the International Diabetes Federation World Diabetes Atlas, and the drug treatment rate (around 68.7% in 2023), as reported in studies such as *Prevalence and Treatment of Diabetes in China*. We then consider such adjusted number of T2DM patients receiving drug treatment as addressable patients for T2DM drugs.

The estimation also takes into account the historical market shares of different types of T2DM drugs (GLP-1RA, insulin, and other types), determined by analyzing patient numbers and sales data from the Menet database. Finally, these shares are multiplied by the respective annual expenditures of these different types of T2DM drugs.

## INDUSTRY OVERVIEW

### Competitive landscape of T2DM drugs market in China

As illustrated in the following table, as of the Latest Practicable Date, 16 GLP-1RA products were approved in China for the treatment T2DM, including seven domestically developed products. In addition to domestic T2DM drug manufactures, we also compete with multinational pharmaceutical companies such as Novo Nordisk, Eli Lilly, Sanofi, and AstraZeneca, and the T2DM drugs market in China is currently undergoing significant consolidation.

Approved GLP-1RA products for T2DM by NMPA, as of the Latest Practicable Date					
Drug Name	Brand Name	MoA	Indication	Company	First Approval
Exenatide	/	GLP-1R	T2DM	Hybio Pharmaceutical	2024/09/10
Liraglutide	Beilein	GLP-1R	T2DM	Chia Tai Tianqing Pharmaceutical Group	2024/06/18
Tirzepatide	Mounjaro	GLP-1R, GIP	T2DM	Eli Lilly	2024/05/15
Semaglutide	Rybelsus	GLP-1R	T2DM	Novo Nordisk	2024/01/26
Liraglutide	Tongboli	GLP-1R	T2DM	Tonghua Dongbao Pharmaceutical	2023/11/28
Liraglutide	Liluping	GLP-1R	T2DM	Hangzhou Zhongmei Huadong Pharmaceutical/Our Company	2023/03/28
Insulin Glargine Lixisenatide	Soliqua	GLP-1R, insulin	T2DM	Sanofi	2023/01/10
Exenatide	/	GLP-1R	T2DM	Qinghai Chenfei Pharmaceutical	2022/07/29
IDegLira	Xultophy	GLP-1R, insulin	T2DM	Novo Nordisk	2021/10/26
Semaglutide	Ozempic	GLP-1R	T2DM	Novo Nordisk	2021/04/27
Polyethylene Glycol Loxenatide	Fulaimei	GLP-1R	T2DM	Jiangsu Hansoh Pharmaceutical Group	2019/05/05
Dulaglutide	Trulicity	GLP-1R	T2DM	Eli Lilly	2019/02/22
Lixisenatide	Lyxumia	GLP-1R	T2DM	Sanofi	2017/09/29
Beinaglutide	Yishengtai	GLP-1R	T2DM	Shanghai Benemae Pharmaceutical	2016/12/13
Liraglutide	Victoza	GLP-1R	T2DM	Novo Nordisk	2011/03/04
Exenatide	Byetta	GLP-1R	T2DM	AstraZeneca	2009/05/08

Imported products Domestic products

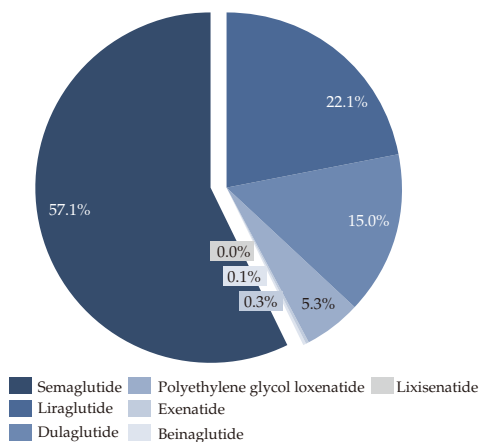
Source: NMPA; China Insights Consultancy

Note:

- We developed a biosimilar candidate to liraglutide (later known as Liluping) and transferred it to Hangzhou Zhongmei Huadong Pharmaceutical Co, which is the Marketing Authorization Holder (MAH) of Liluping.

The following diagram and table set forth the sales and market share of GLP-1RA products for the treatment of T2DM in China in 2023.

Market share of the T2DM GLP-1RA Drug Market in China, by generic drug name, 2023



Drug	Sales in China, 2023 (RMB in millions)	Market share
Semaglutide	4,924.3	57.1%
Liraglutide	1,916.9	22.1%
Dulaglutide	1,302.3	15.0%
Polyethylene glycol loxenate	462.1	5.3%
Exenatide	23.5	0.3%

## INDUSTRY OVERVIEW

As of the Latest Practicable Date, there were 240 ongoing clinical trials evaluating GLP-1RAs drug candidates for the treatment of T2DM in China, including 45 Phase III clinical trials, as illustrated in the following table.

Phase III Clinical Trials of GLP-1RAs for T2DM in China					
Drug Name	MoA	Company	Indications	Phase	First Posted Date
rExenatide-4	GLP-1RA	CSPC Zhonggi	T2DM	III	2017-11-27
Semaglutide	GLP-1RA	Novo Nordisk	T2DM with peripheral artery disease intermittent claudication	III	2021-03-08
			T2DM	III	2019-12-31
Tirzepatide	GLP-1RA; GIPR	Eli Lilly	T2DM	III	2023-07-05
			T2DM; Glucose metabolism disorders; Endocrine system diseases	III	2023-01-13
			T2DM	III	2022-12-05
			T2DM; T2DM with MACE	III	2020-09-09
Liraglutide biosimilar	GLP-1RA	Beijing SL; Chongqing Punuowei	T2DM poorly controlled with Metformin	III	2021-05-20
Dulaglutide (LY05008)	GLP-1RA	Shandong Boan	T2DM	III	2022-07-25
Glutazumab (CMA102)	GLP-1RA; PRKAB1	Hongyun Huaning	T2DM	III	2022-10-11
Glutazumab	GLP-1RA		T2DM	III	2021-07-30
Long-acting Recombinant Glucagon-like Peptide-1	GLP-1RA	Beijing SL	T2DM for adult	III	2023-03-23
Ecnoglutide (XW003)	GLP-1RA	Hangzhou Xianweida	T2DM	III	2022-12-23
			T2DM	III	2022-12-12
Dulaglutide biosimilar	GLP-1RA	Beijing Lepu	T2DM	III	2023-01-29
Semaglutide	GLP-1RA	Qilu Pharmaceutical	T2DM for adult	III	2023-07-13
Mazdutide (IBI362)	GLP-1RA; GCGR	Innovent Biologics (HK) Limited; Patheon Italia S.P.A.	T2DM; obesity	III	2023-12-26
			T2DM	III	2022-11-10
			T2DM	III	2022-11-04
Semaglutide	GLP-1RA	Chia Tai-Tianqing	T2DM	III	2024-01-12
Semaglutide	GLP-1RA	Chongqing Pajin; Zhongmei Huadong	T2DM for adult	III	2023-08-02
Orforglipron (LY3502970)	GLP-1RA	Eli Lilly	T2DM	III	2024-01-11
			T2DM	III	2023-12-29
			T2DM	III	2023-11-02
			T2DM	III	2023-10-10
			T2DM and obesity	III	2023-09-06
Semaglutide	GLP-1RA	Livzon New North River	T2DM for adult; T2DM with MACE	III	2022-11-18
Semaglutide	GLP-1RA	Federal Biotechnology	T2DM for adult	III	2023-02-15
Semaglutide	GLP-1RA	Chongqing Chenan; Bovax	T2DM	III	2023-06-19
Semaglutide	GLP-1RA	Qilu Pharmaceutical	T2DM for adult	III	2023-07-13
Semaglutide	GLP-1RA	Huisheng	T2DM	III	2023-08-30
Semaglutide	GLP-1RA	CSPC Zhonggi; Kangchuanglian	T2DM	III	2023-12-04
Survodutide (BI 456906)	GLP-1RA; GCGR	Boehringer-Ingelheim	Obesity with T2DM	III	2023-12-15
Cagrilintide	GLP-1RA; AMY3	Novo Nordisk	T2DM	III	2024-01-19
			T2DM	III	2024-05-23
			T2DM	III	2024-06-05
Semaglutide	GLP-1RA	Chia Tai-Tianqing	T2DM	III	2024-01-12
TG-103	GLP-1RA	Chengdu Tianshizhen	T2DM	III	2024-02-02
			T2DM	III	2024-02-26
Semaglutide	GLP-1RA	Beijing Peptide Biomedical Technology	T2DM	III	2024-03-05
Semaglutide	GLP-1RA	Brilliant Pharmaceuticals	T2DM	III	2024-03-11
Exendin-4Fc fusion protein	GLP-1RA	Beijing Eastern Biotech	T2DM	III	2024-04-17
			T2DM	III	2024-04-25
HRI7031	GLP-1RA	Jiangsu Hengrui	T2DM	III	2024-04-28
			T2DM	III	2024-04-29

■ Imported products □ Domestic products

## INDUSTRY OVERVIEW

Source: NMPA; China Insights Consultancy

Glossary: GLP-1RA refers to Glucagon-Like Peptide-1 Receptor Agonist, GIPR refers to Glucose-Dependent Insulinotropic Polypeptide Receptor, GCGR refers to Glucagon Receptor, INSR refers to Insulin Receptor, AMY3 refers to Amylin 3, PRKAB1 refers to Protein Kinase AMP-Activated Non-Catalytic Subunit Beta 1, MACE refers to Major Adverse Cardiovascular Events

### ***Growth drivers of T2DM drug market in China***

The T2DM drug market in China is poised for significant growth, driven by the following key factors:

- *Growing prevalence and awareness of T2DM.* China is witnessing a significant rise in T2DM cases, driven by aging demographics, lifestyle changes, particularly increased sedentariness and dietary shifts, and an increase in obesity. Current estimates suggest that T2DM prevalence will escalate from 125.4 million in 2023 to 141.8 million by 2032. This escalation in patient numbers is paralleled by enhanced awareness and treatment rates, partly due to social education initiatives like the Healthy China Initiative (2019-2030), which aims to increase diabetes awareness among residents aged 18 and over to at least 60%, and ensure standard management rates for diabetes patients of at least 70% by 2030. Community-based diabetes management care, including regular blood glucose tests, medication guidance, dietary control, and physical exercise, contributes to this awareness and the demand for effective diabetes treatments.
- *Favorable policies for chronic disease management.* The Chinese government has implemented several favorable policies for chronic disease management, particularly focusing on diabetes as part of their broader health strategy. Highlighted in the “14th Five-Year Plan for National Health” (《「十四五」國民健康規劃》), these policies emphasize the implementation of comprehensive prevention and control strategies for major chronic diseases including diabetes. These policies are designed to enhance the screening and diagnosis of Type 2 Diabetes Mellitus (T2DM), which is expected to increase the number of patients receiving regular treatment for the condition, driving the growth of T2DM drug market. These efforts are part of a larger policy framework, including the “Medium- to Long-Term Plan for the Prevention and Treatment of Chronic Diseases (2017-2025)” (《中國防治慢性病中長期規劃(2017-2025年)》), and the “Healthy China 2030” initiative. These policies collectively contribute to an increased demand and sales of T2DM drugs, driven by improved disease management, heightened screening and diagnosis rates, and enhanced public health services. This comprehensive approach reflects the government’s commitment to not only managing but also preventing chronic diseases such as diabetes, thereby expanding the patient pool under regular treatment regimens.



## INDUSTRY OVERVIEW

- *Improving affordability of T2DM medications.* The inclusion of a growing number of diabetes drugs, including multiple GLP-1RA medications such as liraglutide, semaglutide, exenatide, and dulaglutide, in the National Medical Insurance Catalog, rising from 59 in 2019 to 82 in 2023, leads to improved medication affordability. This trend is likely to continue, enhancing treatment accessibility and adherence among T2DM patients.
- *Increasing availability of targeted T2DM medications.* The emergence of targeted T2DM medications, such as GLP-1RA, dipeptidyl peptidase-4 (DPP-4) inhibitors, and sodium-glucose cotransporter-2 (SGLT-2) inhibitors, addresses previously unmet clinical needs. The expected influx of generic drugs, following the expiry of core patents, will further enrich the T2DM drug market in China, offering a wider range of treatment options for patients.

### *Future trends for T2DM drug market in China*

The projected future trends for the T2DM drug market in China include the following:

- *Embracing a patient-centered approach in T2DM management.* Contemporary clinical guidelines for the management of T2DM underscore the importance of personalized treatment plans, designed to meet the specific needs and conditions of individual patients. Such patient-centered strategies in diagnostics and therapeutics are rapidly becoming the norm, aiming to enhance the efficacy of treatments tailored to the unique disease profiles of each patient.
- *Holistic management for comprehensive clinical benefits.* In current practice, the management of T2DM places a significant emphasis on the broader clinical benefits, beyond mere glucose regulation. Modern clinical guidelines underscore the importance of managing diabetes-related risk factors like cardiovascular health, kidney protection, obesity, hypertension, and high cholesterol, through a combination of pharmacotherapy and lifestyle changes. This integrated approach aims not only to optimize metabolic control but also to improve overall clinical outcomes. Moving forward, this comprehensive, evidence-based approach in both drug therapy and lifestyle interventions is expected to continue as a leading trend in T2DM management.
- *Increasing use of GLP-1RAs drugs.* The focus in T2DM treatment is increasingly shifting towards improving patients' quality of life and alleviating the broader societal and economic impacts of the disease. GLP-1RAs are a class of drugs that have shown efficacy in reducing blood glucose levels without the risk of hypoglycemia, alongside protective effects on pancreatic  $\beta$ -cell function and significant weight reduction capabilities. Given these multifaceted benefits, GLP-1RAs are anticipated to play a pivotal role in the future of T2DM drug market in China, highlighting their value in providing long-term clinical efficacy and enhancing patient outcomes.

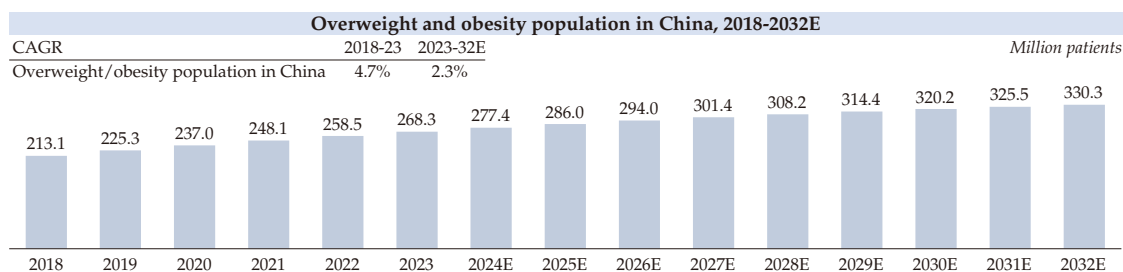
## Overweight and Obesity Drug Market

### *Overweight and obesity*

Overweight and obesity are characterized by an abnormal or excessive accumulation of fat, posing significant health risks. In China, a Body Mass Index (BMI) above 24 is classified as overweight, and a BMI above 28 as obese.

Overweight and obesity contribute to various health issues, either independently or in conjunction with other diseases. Notably, it is linked to the development of cardiovascular diseases, diabetes, musculoskeletal disorders, and certain cancers. The objective of weight management is to achieve a 5% to 15% reduction in weight or more. This goal helps improve metabolic health, reduces the risks of obesity-related diseases, and can decrease the need for medication.

Overweight and obesity population in China had risen from 213.1 million in 2018 to 268.3 million in 2023 and is projected to reach 330.3 million by 2032.



Source: *Journal of Clinical Internal Medicine; Chinese Journal of Medical Frontiers; China Insights Consultancy*

There are primarily three currently used treatment methods for overweight and obesity: lifestyle interventions, medication, and surgery.

Lifestyle interventions, encompassing diet, exercise, and behavioral adjustments, are the initial approach, focusing on diet control, exercise, and behavioral changes. This method is non-invasive and without side effects, promoting long-term metabolic health, but requires significant self-management and tends to show slow progress.

Medication is considered for patients who do not adequately respond to lifestyle interventions, typically recommended for those with a BMI of 24 or above with additional diseases, or a BMI of 28 or above.

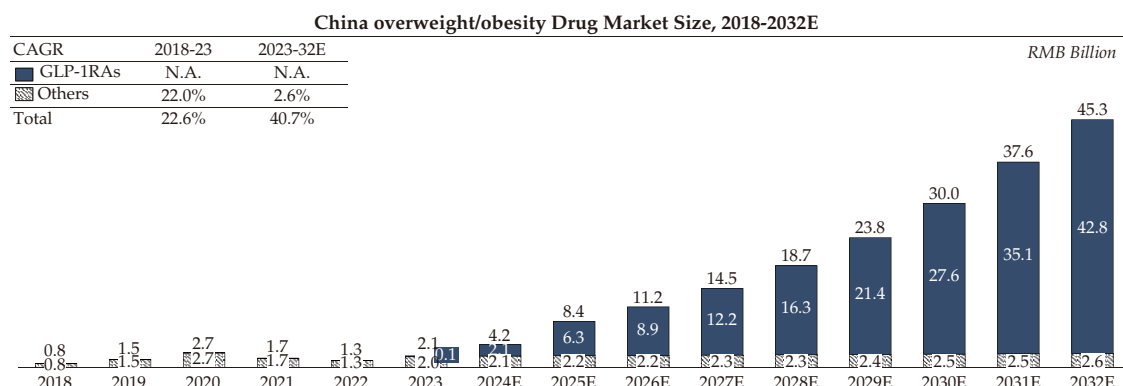
Surgical treatments are targeted at individuals with a BMI of 35 or above, or a BMI of 32.5 with severe complications. While surgery is effective in reducing weight, it carries certain risks and demands lifelong dietary management.

## INDUSTRY OVERVIEW

We adjust the total overweight and obesity population in China by the drug treatment rate for overweight and obesity management and consider only the overweight and obesity population requiring medication intervention as the addressable patients for estimating the size of overweight and obesity drug market in China. See “— Metabolic Disease Drugs Market — Overweight and Obesity Drug Market — Size of overweight and obesity drug market in China.”

### *Size of overweight and obesity drug market in China*

The market for overweight and obesity drugs in China is expected to expand from RMB2.1 billion in 2023 to RMB45.3 billion in 2032, growing at a CAGR of 40.7%. Within this market, GLP-1RAs is expected to experience a much more robust growth than the other drug classes, the market size of which is projected to grow from RMB0.1 billion in 2023 to RMB42.8 billion in 2032. The overweight and obesity drug market in China could potentially be limited by alternative prevention and treatment methods for such indications and medication treatment is used only for a portion of the total overweight and obesity population. See “Risk Factors — Risks Relating to the Development of Our Product Candidates — The market opportunities for our product candidates may be smaller than we anticipate, which could render some product candidates less profitable than expected even if commercialized.”



Source: Menet; Expert interview; China Insights Consultancy

The market size for overweight/obesity drugs in China is estimated by first assessing the prevalence of overweight and obesity in the country. See “— Overweight and Obesity Drug Market — Overweight and Obesity.” Then, the drug treatment rate for overweight/obesity management is considered. To forecast the market penetration of GLP-1RAs for the treatment of overweight and obesity in China from 2023 onwards, we examine the market penetration and growth of similar GLP-1RA drugs including Saxenda® and Wegovy® developed by Novo Nordisk after they were approved for obesity treatment in the U.S. Essentially, we look at how these drugs performed in the U.S. in terms of sales and penetration following their approval. We then assume that GLP-1RAs will follow a similar growth trend in China once they are approved for treating overweight and obesity.

## INDUSTRY OVERVIEW

The annual expenditure on these drugs is then factored in, with historical data sourced from NRDL files and commercial database. Specifically, the annual expenditures for Orlistat and Liraglutide, the two approved overweight and obesity drugs in China, are RMB1,000 to RMB1,500 and RMB4,000 to RMB5,000, respectively. To estimate the annual expenditure of Wegovy<sup>®</sup>, the semaglutide developed by Novo Nordisk for the treatment of overweight and obesity, after its expected approval in China, we estimate its average selling price to be similar to that of Rybelsus<sup>®</sup>, the semaglutide developed by the same company for the treatment of T2DM.

To forecast the market size of GLP-1RAs for the treatment of overweight and obesity in China from 2023 onwards, we examine the global market penetration and growth of similar GLP-1RA drugs including Saxenda and Wegovy<sup>®</sup> developed by Novo Nordisk after they were approved for obesity treatment. Essentially, we look at how these drugs performed worldwide in terms of sales and penetration following their approval. We then assume that GLP-1RAs will follow a similar growth trend in China once they are approved for treating overweight and obesity.

### *Competitive landscape of overweight and obesity drug market in China*

As illustrated in the following table, as of the Latest Practicable Date, there were 15 approved drugs under five drug names for the treatment of overweight and obesity in China. We compete with both domestic manufactures and multinational pharmaceutical companies such as Novo Nordisk, and Eli Lilly, and the overweight and obesity drugs market in China is currently undergoing significant consolidation.

Approved overweight/obesity drugs by NMPA in China					
Drug Name	Brand Name	MoA	Indication	Company	First Approval Date
Tirzepatide	Mounjaro	GLP-1R	Obesity/overweight	Eli Lilly	2024/07/23
Semaglutide	Wegovy	GLP-1R	Obesity/overweight	Novo Nordisk	2024/06/18
Beinaglutide	Feisumei	GLP-1R	Obesity/overweight	Shanghai Benemae Pharmaceutical	2023/07/25
Liraglutide	Liluping	GLP-1R	Obesity/overweight	Hangzhou Zhongmei Huadong Pharmaceutical/Our Company	2023/06/30
Mazindol	/	DAT; NET	Obesity/overweight	Jiangsu Disainuo Pharmaceutical	2020/07/24
Orlistat	/	LIPF	Obesity/overweight	9 domestic manufacturers*	Since 2018
Orlistat	Xenical	LIPF	Obesity/overweight	Cheplapharm Arzneimittel/Roche	2000/10/31

■ Imported products    □ Domestic products

Source: NMPA; China Insights Consultancy

Glossary: DAT refers to dopamine transporter; NET refers to norepinephrine transporter; LIPF refers to gastric lipase

Notes:

1. We developed the drug candidate of Liluping and transferred it to Hangzhou Zhongmei Huadong Pharmaceutical Co, which is the marketing authorization holder of Liluping.
2. Including Shandong New Time Pharmaceutical, Zhongshan Wanhan Pharmaceuticals, Chongqing Pharscin Pharmaceutical, Zein Biotechnology, Zhejiang Hisun Pharmaceutical, Hangzhou Zhongmei Huadong Pharmaceutical, Argus (Hunan) Pharmaceutical, Hunan Dinuo Pharmaceutical, and Hunan Zhengtai Jinhu Pharmaceutical.

## INDUSTRY OVERVIEW

As illustrated in the following table, as of the Latest Practicable Date, there were 15 ongoing Phase III clinical trials of GLP-1RAs for the treatment of overweight and obesity.

Phase III Clinical Trials of GLP-1RAs for Overweight and Obesity					
Drug Name	MoA	Company	Indications	Phase	First Posted Date
Tirzepatide	GLP-1RA; GIPR	Eli Lilly	Overweight/obesity	III	2022-12-05
			OSA; Obesity	III	2022-07-04
			Obesity with ejaculatory fraction preserving heart failure	III	2023-08-30
			Overweight/obesity	III	2020-04-27
Orforglipron (LY3502970)	GLP-1RA		Overweight/obesity with T2DM	III	2023-09-06
			Overweight/obesity with related comorbidities	III	2023-08-11
Mazdutide (IBI362)	GLP-1RA; GCGR	Innovent Biologics (HK) Limited; Patheon Italia S.P.A.	Overweight/obesity; T2DM	III	2023-12-26
			Overweight/obesity	III	2023-12-01
Survodutide (BI 456906)	GLP-1RA; GCGR	Boehringer-Ingelheim	Overweight/obesity	III	2024-01-11
			Overweight/obesity with T2DM	III	2023-12-15
			Overweight/obesity	III	2023-12-14
			Overweight/obesity without T2DM	III	2023-12-14
Cagrilintide	GLP-1RA; AMY3	Novo Nordisk	Overweight/obesity	III	2023-07-05
Ecnoglutide (XW003)	GLP-1RA	Hangzhou Xianweida	Overweight/obesity	III	2023-03-15
Liraglutide	GLP-1RA	Jiangsu Wanbang Biochemical Medicine Group Co., Ltd.	Overweight/obesity	III	2020-08-10

Imported products
  Domestic products

Source: NMPA; China Insights Consultancy

Glossary: GLP-1RA refers to Glucagon-Like Peptide-1 Receptor Agonist, GCGR refers to Glucagon Receptor, AMY3 refers to Amylin 3, OSA refers to Obstructive Sleep Apnea

Among the approved drugs for overweight and obesity management in China, Liluping of Zhongmei Huadong received approval for obesity and overweight treatment in June 2023, making it the first and only liraglutide product in China approved for this indication. It is also the first GLP-1 product approved for obesity treatment in China.

As of the Latest Practicable Date, there were 80 ongoing clinical trials evaluating GLP-1RA drug candidates for the treatment of overweight and obesity in China.

### *Growth drivers of overweight and obesity drug market in China*

The expansion of overweight and obesity management drug market in China is largely driven by the growing number of overweight/obesity patients, increased health awareness due to social education, and the recognition of GLP-1RA drugs' efficacy and safety:

- *Increasing number of overweight/obesity patients.* Rapid urbanization and economic development in China have led to lifestyle changes that contribute significantly to the rising prevalence of overweight and obesity. Modern dietary habits combined with decreased physical activity are accelerating this trend, leading to an earlier onset of obesity-related complications. This escalation is creating a growing demand for effective weight management solutions, subsequently expanding the market for obesity and overweight medications.
- *Social education leading to surging clinical needs.* Social education has played a pivotal role in enhancing public health awareness for overweight and obesity, transforming these conditions from mere aesthetic concerns to recognized significant health issues. This shift in perception is largely attributable to various government initiatives and health and academic organizations undertaking extensive public education campaigns. Chinese government's initiatives, such as the "Healthy China 2030" plan, and educational campaigns like the "National Nutrition Week," have cultivated a greater public awareness of the health risks associated with obesity. Additionally, academic bodies, including the Chinese Nutrition Society and the Chinese Medical Association, have played a crucial role in disseminating authoritative information on healthy lifestyles and weight management. The increased awareness and understanding of the comprehensive health risks associated with obesity are motivating a growing number of individuals to seek medical intervention.
- *Widely recognized efficacy and safety of GLP-1RA.* The approval of the first GLP-1RA for treating overweight and obesity in China in June 2023 marked a significant milestone for the market. GLP-1RAs with their significant weight reduction effects and safety profile meet the critical needs of a population grappling with escalating obesity rates. The active research and development of GLP-1RA drugs by both domestic and international pharmaceutical companies is leading to a broader spectrum of GLP-1RA options, further fueling their popularity and adoption. The increasing availability of various GLP-1RA formulations and brands is set to broaden treatment choices for patients, ensuring that GLP-1RAs remain at the forefront of long-term obesity and overweight management strategies. This trend is significantly contributing to the expansion of this market segment in China.

### Semaglutide

#### *Overview and clinical advantages of semaglutide*

Semaglutide, a long-acting GLP-1RA, was originally developed by Novo Nordisk. It is globally marketed under the brand names Ozempic® and Rybelsus® for T2DM and Wegovy® for obesity. In 2023, with total sales of US\$20.6 billion, semaglutide ranked among the top three best-selling drugs by generic name worldwide.

The drug has shown high efficacy in controlling blood glucose and body weight in clinical trials internationally. However, due to its rising popularity and increased prescriptions, semaglutide is currently experiencing a global shortage. As of August 2023, both the Ozempic® injection and Wegovy® injection remain on the FDA Drug Shortage List.

The clinical advantages of semaglutide include:

- *Effective blood glucose control.* Multiple trials comparing semaglutide with other existing T2DM drugs indicate that semaglutide outperforms other existing T2DM drugs like sitagliptin in improving glycemic levels, as measured against patients' baseline HbA1c.
- *Effective body weight control.* Semaglutide has also been effective in reducing body weight in comparison to other T2DM medications, as evidenced by changes from patients' baseline body weight.
- *Low risk of cardiovascular diseases.* In subjects with T2DM at high cardiovascular risk, semaglutide has been shown to significantly lower the risk of major adverse cardiovascular events compared to placebos. This indicates a relative reduction in the risk of primary composite outcomes of first major cardiovascular events in these patients.

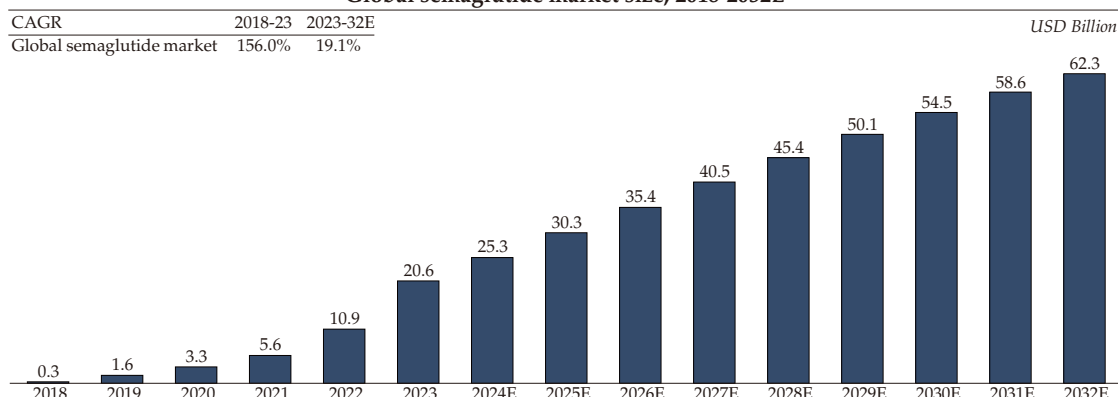
#### *Market size of semaglutide*

Globally, the market size for semaglutide had risen from US\$0.3 billion in 2018 to US\$20.6 billion in 2023, at a CAGR of 156.0% and is projected to reach US\$62.3 billion in 2032 at a CAGR of 19.1%, making it the top three best-selling drugs worldwide in 2023.



## INDUSTRY OVERVIEW

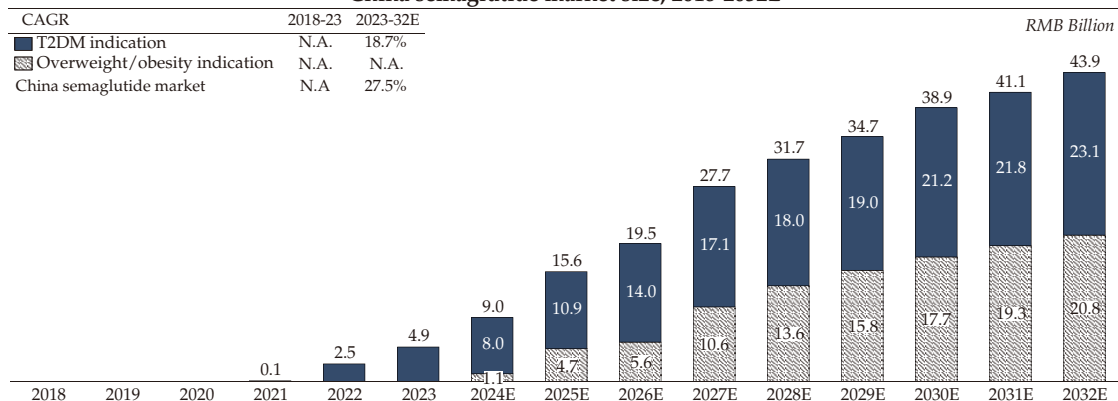
Global semaglutide market size, 2018-2032E



Source: Annual reports of Novo Nordisk; China Insights Consultancy

The market size of semaglutide in China is projected to rise from RMB4.9 billion in 2023 to RMB43.9 billion by 2032, at a CAGR of 27.5%. Specifically, the market size for semaglutide for the treatment of T2DM in China is projected to grow from RMB4.9 billion in 2023 to RMB23.1 billion in 2032 at a CAGR of 18.7% and the market size of semaglutide for the treatment of overweight/obesity is projected to grow from RMB4.7 billion in 2025 to RMB20.8 billion in 2032. By 2032, it is anticipated that the market of semaglutide will be roughly evenly split between the two indications. To forecast the market size of semaglutide for the treatment of overweight and obesity in China from 2025 onwards, we examine the market penetration and growth of Wegovy<sup>®</sup> developed by Novo Nordisk after it was approved for obesity treatment in the U.S. We assumed that semaglutide will follow a similar growth trend in China once they are approved for treating overweight and obesity. To estimate the annual expenditure of Wegovy<sup>®</sup> after its expected approval in China, we estimate its average selling price in China to be similar to that of Rybelsus<sup>®</sup>, the semaglutide developed by the same company for the treatment of T2DM. The following chart sets forth the historical and projected size of the semaglutide market in China for the periods indicated:

China semaglutide market size, 2018-2032E



Source: Menet; Expert interview; China Insights Consultancy

## INDUSTRY OVERVIEW

### Competitive landscape of semaglutide in China

As of the Latest Practicable Date, Ozempic® was the only approved semaglutide originator by the NMPA in China. As of the same date, as set forth in the following table, there were 13 semaglutide biosimilars currently undergoing Phase III clinical trials and one semaglutide drug, JY29-2 (Jiyoutai) of our Company, that completed Phase III clinical trial for the treatment of T2DM in China and submitted an NDA.

Approved product/pipelines of semaglutide for T2DM in China								
Drug Name	MoA	Company	Manufacturing technique	Indications	Phase	First Posted Date	Administration	Estimated Approval Year
Semaglutide	GLP-1R	Novo Nordisk	Fermentation	T2DM	Marketed	2021/04/27	P.O. s.c.	/
Semaglutide	GLP-1R	Our Company	Fermentation	T2DM	III*	2022/06/06	s.c.	2025
Semaglutide	GLP-1R	Livzon Pharmaceutical Group	Fermentation	T2DM	III	2022/11/18	s.c.	2025
Semaglutide	GLP-1R	Zhuhai United Laboratories	Fermentation	T2DM	III	2023/02/15	s.c.	2026
Semaglutide	GLP-1R	Chongqing Chenan Biopharmaceutical/ Shanghai Bovax Biotechnology	Fermentation	T2DM	III	2023/06/19	s.c.	2026
Semaglutide	GLP-1R	QILU Pharmaceutical	Chemical synthesis	T2DM	III	2023/07/13	s.c.	2026
Semaglutide	GLP-1R	Chongqing Peg-Bio Biopharm/Hangzhou Zhongmei Huadong Pharmaceutical	Fermentation	T2DM	III	2023/08/02	s.c.	2026
Semaglutide	GLP-1R	Huisheng Biopharmaceutical	Fermentation	T2DM	III	2023/08/30	s.c.	2026
Semaglutide	GLP-1R	CSPC Pharmaceutical Group	Chemical synthesis	T2DM	III	2023/12/04	s.c.	2027
Semaglutide	GLP-1R	Chia Tai Tianqing Pharmaceutical Group	Fermentation	T2DM	III	2024/01/12	s.c.	2027
Semaglutide	GLP-1R	Beijing Peptide Biomedical Technology	Fermentation	T2DM	III	2024/03/05	s.c.	2027
Semaglutide	GLP-1R	Brilliant Pharmaceuticals	Fermentation	T2DM	III	2024/03/11	s.c.	2027
Semaglutide	GLP-1R	CR Doubal-crane	Fermentation	T2DM	III	2024/07/18	s.c.	2028
Semaglutide	GLP-1R	Hybio Pharmaceutical	Fermentation	T2DM	III	2024/09/05	s.c.	2028
Semaglutide	GLP-1R	Wanbang Biopharmaceuticals	Fermentation	T2DM	III	2024/09/12	s.c.	2028

☒ Imported products    ☐ Domestic products

Source: CDE; China Insights Consultancy

Note:

1. Our Company has completed the Phase III clinical trial of its semaglutide product JY29-2 (Jiyoutai) for the treatment of T2DM in October 2023 and its NDA was accepted in April 2024.

## INDUSTRY OVERVIEW

As of the Latest Practicable Date, the originator manufacturer's semaglutide product had been approved for the treatment of overweight and obesity in China. As of the same date, there were ten semaglutide biosimilars that had obtained IND approvals for the treatment of overweight and obesity in China.

Pipelines of semaglutide for overweight/obesity in China					
Drug Name	MoA	Company	Indications	Phase	First Posted Date
Semaglutide	GLP-1R	Hangzhou Zhongmei Huadong Pharmaceutical	Overweight/obesity	IND approval	2024/10/10
Semaglutide	GLP-1R	Jilin Huisheng Biological Pharmaceutical	Overweight/obesity	IND approval	2024/08/30
Semaglutide	GLP-1R	Chia Tai Tianqing Pharmaceutical	Overweight/obesity	IND approval	2024/06/24
Semaglutide	GLP-1R	Thery Pharma	Overweight/obesity	IND approval	2024/04/19
Semaglutide	GLP-1R	Hybio Pharmaceutical	Overweight/obesity	IND approval	2024/04/16
Semaglutide	GLP-1R	CSPC Pharmaceutical	Overweight/obesity	IND approval	2024/03/25
Semaglutide	GLP-1R	Brilliant Pharmaceuticals	Overweight/obesity	IND approval	2024/03/15
Semaglutide	GLP-1R	Livzon Pharmaceutical Group	Overweight/obesity	IND approval	2024/02/05
Semaglutide	GLP-1R	Our Company	Overweight/obesity	IND approval	2023/11/02
Semaglutide	GLP-1R	Zhuhai United Laboratories	Overweight/obesity	IND approval	2023/04/17

☒ Imported products
 ☐ Domestic products

Source: CDE; China Insights Consultancy

### Growth drivers of semaglutide market

The growth of the semaglutide market is propelled by the following key factors:

- Superior clinical efficacy.** Semaglutide distinguishes itself in the treatment of T2DM and obesity through its notable blood glucose level reduction and weight loss efficacy. This clinical superiority is recognized in various treatment guidelines, including "Management of Hyperglycemia in Type 2 Diabetes (2022)" published by the American Diabetes Association (ADA) and the European Association for the Study of Diabetes (EASD) and "Clinical Guidelines for the Prevention and Treatment of Type 2 Diabetes in the Elderly in China (2022 Edition)" (《中國老年2型糖尿病防治臨床指南(2022年版)》) released by the Chinese Society of Endocrinology, a branch of the Chinese Medical Association, and is expected to lead to a surge in its clinical demand.
- Improved patient adherence with lower dosing frequency.** With prolonged half-life of seven days, semaglutide allows for a weekly dosing schedule that enhances patient adherence, making it a preferred choice among patients.
- Expected increase in availability.** With 13 semaglutide biosimilars currently undergoing Phase III clinical trials and one semaglutide biosimilar, JY29-2 (Jiyoutai) of our Company, that completed Phase III clinical trial for the treatment of T2DM in China and submitted an NDA, the advancement of generic semaglutide products to late clinical stages in China suggests an increase in its accessibility. This is particularly significant considering the global shortage of semaglutide, including its APIs, which opens substantial opportunities in the generic market.

## INDUSTRY OVERVIEW

- *Expanding indications.* Initially approved for T2DM in adults, semaglutide's indications now include obesity and T2DM with cardiovascular conditions. Additionally, as of the Latest Practicable Date, there were over 200 clinical trials sponsored by the originator manufacturer or academic institutions evaluating semaglutide for 28 indications, including T2DM with chronic kidney disease, metabolism and nutrition disorder, and hepatobiliary disorders, demonstrating market potential for semaglutide.
- *Rising awareness of metabolic diseases.* There is a growing global awareness and understanding of health risks associated with metabolic diseases, particularly obesity, fueled by increasing public health initiatives and educational campaigns. This heightened awareness is leading to earlier diagnosis and treatment, which in turn is driving the demand for effective treatment options such as semaglutide.

### Amylin Analog

Amylin, also known as islet amyloid polypeptide or diabetes-associated peptide, is co-secreted with insulin by the islet of Langerhans in diabetic patients, typically at an amylin-insulin ratio of about 1:100. Soluble amylin analogs have been developed for use alongside insulin in diabetes treatment. Additionally, recent studies have explored their effectiveness in treating obesity, particularly when used in combination with GLP-1 agonists to achieve sustained weight loss.

As of the Latest Practicable Date, there was only one marketed amylin analog product, Symlin<sup>®</sup>, globally. It is a short-acting amylin analog and was approved by FDA in 2005 for the adjuvant treatment in patients with type 1 or 2 diabetes undergoing insulin therapy. As of the same date, there were five clinical-stage amylin analogs, with the most advanced one in terms of clinical development stage currently in a Phase III clinical trial in combination with semaglutide for the treatment of overweight and obesity and T2DM in the U.S. Based on the currently available clinical data in the public domain, the combination use of amylin analog and semaglutide demonstrates significant potential to yield promising clinical efficacy for the treatment of overweight and obesity and T2DM.

### ONCOLOGY DRUG MARKET

The oncology drug market comprises two segments: the cancer treatment drug market, which includes drugs that are directly used to treat cancer itself, and the chemotherapy and radiotherapy side effect drug market, which includes medications that alleviate the adverse effects caused by chemotherapy and radiotherapy in cancer treatments.

## INDUSTRY OVERVIEW

### Cancer Treatment Drug Market

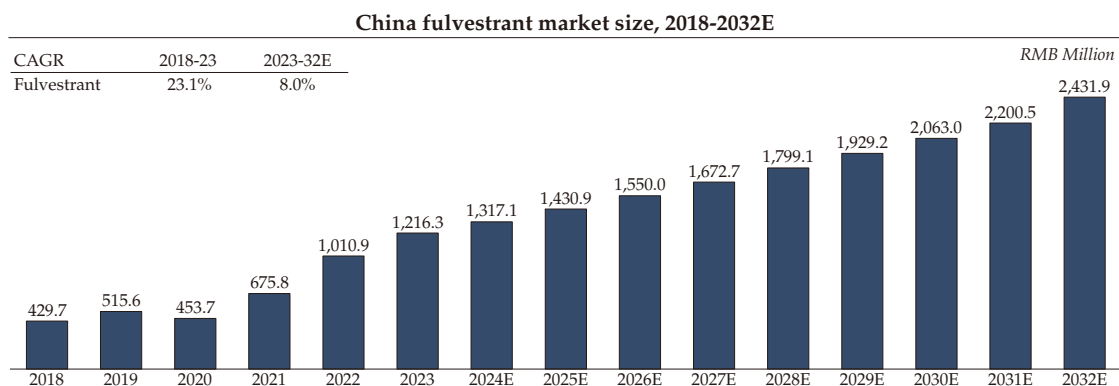
#### *Fulvestrant market in China*

Breast cancer, a malignant tumor that develops in breast tissue, commonly originates in the breast's lobules or ducts. The incidence of breast cancer in China has increased from 321.2 thousand in 2018 to 362.9 thousand in 2023 and is expected to reach 410.5 thousand by 2032.

Hormone receptor-positive (HR+) breast cancer is a major subtype, comprising about 60% of all breast cancer cases. HR+ breast cancer cells have either estrogen or progesterone receptors or both. This subtype particularly relies on endocrine therapy as a key treatment, which has progressed from tamoxifen to aromatase inhibitors, and more recently, for estrogen receptor-positive breast cancer patients, to selective estrogen receptor degraders like fulvestrant. Compared to other current available treatments, fulvestrant is recommended for advanced HR+/HR2- breast cancer patients, which we consider as the addressable patients in estimating the fulvestrant market size in China.

Fulvestrant is a selective estrogen receptor antagonist, playing a pivotal role in endocrine therapy for breast cancer. Clinically, it is highly recommended for treating late-stage HR+ breast cancer. Fulvestrant is particularly used for postmenopausal patients with hormone receptor-positive breast cancer that is either locally advanced, metastatic, or has shown relapse or progression during or after adjuvant antiestrogen therapy. The drug functions by binding to estrogen receptors on the surface of cells, reducing their stability and leading to their degradation through normal cellular protein degradation mechanisms. This action results in decreased estrogen receptor levels, effectively inhibiting the growth of cancer cells.

The market size of fulvestrant in China has grown rapidly, from RMB429.7 million in 2018 to RMB1,216.3 million in 2023, at a CAGR of 23.1% and is projected to reach RMB2,431.9 million by 2032, at a CAGR of 8.0% from 2023 to 2032.



Source: *British Journal of Cancer; Breast Cancer Research and Treatment; Chinese Medical Journal; Expert interview; China Insights Consultancy*

## INDUSTRY OVERVIEW

The market size for fulvestrant in China is calculated through a comprehensive method that starts by determining the incidence of breast cancer in China, as outlined in “Cancer incidence and mortality in China, 2022.” This figure is then refined by considering that around 62% of these cases are the luminal subtype (HR+/HER2-), a percentage slightly lower than the global average but consistent with findings from studies such as the *CancerMPact Survey 2019*. From here, it’s estimated that 30-40% of early-stage patients, initially assumed to be 40% and decreasing annually, will progress to advanced breast cancer, as per the Chinese clinical consensus. Treatment rates, according to clinical key opinion leaders, were about 80% for advanced HR+/HER2- breast cancer in 2020, predicted to rise slightly by 2032. We then consider such number of advanced HR+/HER2- breast cancer patients receiving treatment as addressable patients for fulvestrant.

The penetration rate of fulvestrant among addressable patients is then calculated based on actual market sales which is expected to rise in 2024 due to its inclusion in the ninth batch of the national VBP List with an over 90% price reduction. We assume the price of fulvestrant will stabilize after its price reduction of its inclusion into the VBP list.

Fulvestrant was first introduced to the China breast cancer drug market in 2019. As illustrated in the following table, as of the Latest Practicable Date, there were nine approved fulvestrant products in China. We compete with both domestic manufactures and multinational pharmaceutical companies.

Drug Name	Formulation	Target	Company	Approval Date	NRDL Inclusion	Revenue (Ten thousand RMB), 2022	Market share, 2022	Indications
Fulvestrant	Injection	Estrogen Receptor 1	Xuanzhu Biotechnology Co., Ltd. 軒竹生物	2024/02/06	Yes	/	/	Breast cancer
Fulvestrant	Injection	Estrogen Receptor 1	QILU Pharmaceutical Co., Ltd. 齊魯製藥	2023/8/01	Yes	/	/	Breast cancer
Fulvestrant	Injection	Estrogen Receptor 1	Dr. Reddy’s Laboratories Limited	2023/5/26	Yes	/	/	Breast cancer
Fulvestrant	Injection	Estrogen Receptor 1	Sichuan Huiyu Pharmaceutical Co., Ltd. 四川匯宇製藥	2023/4/17	Yes	/	/	Breast cancer
Fulvestrant	Injection	Estrogen Receptor 1	Shandong New Time Pharmaceutical Co., Ltd. 山東新時代藥業	2023/4/04	Yes	/	/	Breast cancer
Fulvestrant	Injection	Estrogen Receptor 1	Our Company	2022/6/28	Yes	/	/	Breast cancer
Fulvestrant	Injection	Estrogen Receptor 1	A domestic pharmaceutical company	2021/11/17	Yes	393.6	0.4%	Breast cancer
Fulvestrant	Injection	Estrogen Receptor 1	A domestic pharmaceutical company	2020/8/12	Yes	34,467.9	33.8%	Breast cancer
Fulvestrant	Injection	Estrogen Receptor 1	An international pharmaceutical company	2010/6/4	Yes	67,252.9	65.9%	Breast cancer

■ Imported products    □ Domestic products

Source: NMPA; China Insights Consultancy

The competitive landscape of Fulvestrant injections is dominated by imported products, which account for approximately 65% of the market share. However, the number of domestically produced fulvestrant injection products has been increasing, especially since 2023, when 3 domestic products and 1 imported product were granted approval. It is anticipated that more domestic products will enter the market in the future.

Jifuwei 吉芙惟® is the generic fulvestrant injection developed by our Company. Jifuwei obtained its marketing approval in June 2022 and became the third marketed domestically developed fulvestrant product in China. Fulvestrant has been included in part B of the National Reimbursement Drug List (NRDL) since 2017. In November 2023, Jifuwei won in the bidding process under the ninth batch of national centralized VBP scheme.

## INDUSTRY OVERVIEW

### *Daratumumab market in China*

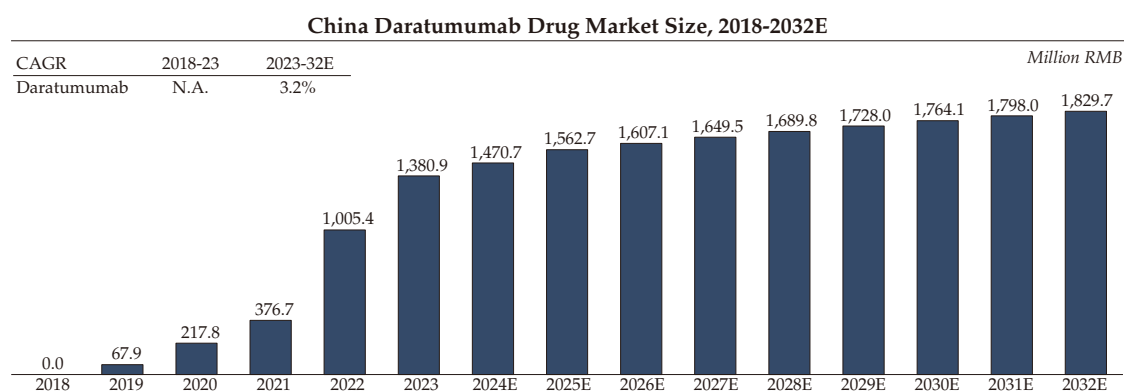
Daratumumab is a monoclonal antibody used primarily for treating multiple myeloma and certain lymphocyte subset lymphomas, including cutaneous T-cell lymphoma. This drug targets the CD38 antigen, a membrane glycoprotein significantly expressed on the surface of multiple myeloma and other tumor cells.

CD38 serves dual functions as a cell membrane surface receptor and an extracellular enzyme. It is consistently and prominently present on multiple myeloma cells, regardless of the genetic diversity, disease stage, or prior treatments of the patient. In contrast, CD38's expression levels are relatively low in normal lymphocytes, myelocytes, and some non-hematopoietic tissues. This selective expression makes CD38 an ideal target for treating multiple myeloma, allowing daratumumab to effectively target tumor cells while minimizing its impact on healthy cells.

For relapsed multiple myeloma, initial advice often includes considering enrollment in clinical trials. Treatment options like CAR-T cell therapy, doublet or triplet chemotherapy regimens, hematopoietic stem cell transplantation, and new drugs are considered. Daratumumab is a key component in the treatment, used in combination with agents like proteasome inhibitors and immunomodulators, regardless of patient sensitivity or resistance to specific drugs like lenalidomide and bortezomib.

The efficacy of daratumumab lies in its ability to engage various mechanisms: direct anti-tumor effects, antibody-dependent cell-mediated cytotoxicity, antibody-dependent cellular phagocytosis, and triggering immune system responses. It is approved for use in adult patients with relapsed and refractory multiple myeloma in China.

The market size of daratumumab in China is projected to increase from RMB1,380.9 million in 2023 to RMB1,829.7 million in 2032, at a CAGR of 3.2%.



Source: Chinese Medical Journal; Menet; China Insights Consultancy

The market size for daratumumab in China is estimated using the following approach. First, the incidence of MM in China is identified based on published studies such as the *Burden of multiple myeloma in China: an analysis of the Global Burden of Disease, Injuries, and Risk Factors Study*. This establishes the potential addressable patient base.



## INDUSTRY OVERVIEW

The historical penetration of daratumumab is then calculated by dividing the actual market sales of daratumumab, sourced from the Menet database, by the annual expenditure on the drug obtained from NRDL files and commercial database. By comparing the number of patients using daratumumab to the total MM incidence in China, the historical penetration rate of daratumumab among MM patients is determined. This penetration rate is expected to have increased significantly following its inclusion in the NRDL at the end of 2021, with a steady rise anticipated until 2032. Finally, we multiply the results by the annual expenditure on the drug we estimate based on its historical annual expenditure.

Since 2022, daratumumab has been covered under the part B of the NRDL, which means that multiple myeloma patients in China can access the drug with lower out-of-pocket cost. As of the Latest Practicable Date, daratumumab originator had been approved in China, which was available in both intravenous and subcutaneous injection. As of the same date, there were four domestically developed IND-approved daratumumab biosimilars in China, including our JY43, all of which are intravenous injections. We compete with both domestic manufactures and multinational pharmaceutical companies such as Janssen, and the daratumumab market in China is currently undergoing significant consolidation.

Target	Phase	Company	Indications	First Posted Date	Latest Trial Number	Administration	Estimated Completion date
CD38	II	Xian Janssen Pharmaceutical; Janssen Research & Development	Relapsed or refractory NK/T-cell lymphoma	2017-11-15	CTR20171033	Intravenous	2024
CD38	I	Shanghai Henlius Biopharmaceutical	MM	2023-01-03	CTR20223275	Intravenous	2025
CD38	I	Chiatai Tianqing Pharma	MM	2024-05-13	CTR20241710	Intravenous	2026
CD38	IND-approval	Our Company	MM	2023-04-14	/	Intravenous	2026

Source: CDE; China Insights Consultancy

In addition to daratumumab, there were 25 clinical pipelines targeting CD38 for the treatment of multiple myeloma in China as of the Latest Practicable Date.

### ***SIRPα inhibitor market in China***

Signal regulatory protein  $\alpha$  (SIRP $\alpha$ ) inhibitors are agents designed to block the interaction between the SIRP $\alpha$  on immune cells and CD47 on cell surfaces designed to treat various solid tumors including breast, lung, or colon cancers as well as multiple myeloma. Normally, CD47, often found on healthy cells, binds to SIRP $\alpha$  on macrophages or phagocytes, signaling the immune cells not to attack which is a vital mechanism for protecting healthy cells from unnecessary destruction. However, cancer cells can exploit this mechanism by overexpressing CD47, thereby tricking the immune system into leaving them unharmed.

SIRP $\alpha$  inhibitors intervene in this process. By disrupting the SIRP $\alpha$ -CD47 interaction, these inhibitors prevent the immune cell from receiving the “do not eat me” signal, potentially enabling the phagocytosis of cancer cells.

## INDUSTRY OVERVIEW

In solid tumors like breast, lung, or colon cancer, the tumor microenvironment is more complex. Here, SIRP $\alpha$  inhibitors might not only boost macrophage-mediated phagocytosis but could also affect other tumor-associated immune cells, such as T cells and natural killer cells, enhancing the overall immune response against cancer. The incidence of top ten solid tumors in China had increased from 3.4 million in 2018 to 3.9 million in 2023 and is expected to reach 4.7 million by 2032.

As of the Latest Practicable Date, there were 4 IND-approved drug candidates targeting SIRP $\alpha$  in China, including our JY47.

Agent	Target	Company	Indications	Phase	First Posted Date	Latest Trial Number	Administration	Estimated Completion date
IBC-0966 PD-L1; SIRP $\alpha$		SunHo (China) Biopharmaceutical Co., Ltd.	Advanced tumor	I/II	2021/7/08	CTR20211609	Intravenous	2024
LM-101	SIRP $\alpha$	LaNova Medicines Ltd.	Advanced malignant neoplasm	I/II	2023/1/06	CTR20223293	Intravenous	2025
BR105	SIRP $\alpha$	Zhejiang Hisun Pharmaceutical Co., Ltd./ BioRay Pharmaceutical Co., Ltd.	Advanced Solid Tumor	I	2022/3/14	CTR20220467	Intravenous	2024
JY47	SIRP $\alpha$	Our Company	Advanced Solid Tumor	IND	2022/12/9	/	Intravenous	2025

Source: CDE; China Insights Consultancy

## Chemotherapy and Radiotherapy Side Effect Drug Market

### *Chemotherapy and radiotherapy side effect*

Chemotherapy and radiotherapy are common cancer treatments designed to kill or slow the growth of cancer cells. But in doing so, these treatments also affect healthy cells, leading to side effects. These effects largely depend on the specific treatments a patient receives, their overall health, and their tolerance.

Common adverse effects of cancer chemotherapy include neutropenia, thrombocytopenia, and chemotherapy induced nausea and vomiting (CINV). Patients may also experience oral ulcers or mouth sores, hair loss, and diarrhea or enteritis. While these side effects are typically temporary, they can be managed or treated to improve the patient's comfort during chemotherapy.

### *G-CSF for the treatment of neutropenia*

Neutropenia is a common hematological adverse effect and a major dose-limiting toxicity in chemotherapy and radiotherapy. It significantly reduces the body's ability to fight infections by decreasing neutrophil levels. Neutropenia often leads to various infections and complications, such as fever, swallowing pain, skin abscesses, and digestive tract infections. If not managed effectively and promptly, neutropenia can cause delays in cancer treatment and necessitate dose reductions. The incidence of neutropenia in China had risen from 1.6 million cases in 2018 to 2.0 million in 2023 and is projected to reach 2.3 million by 2032.

## INDUSTRY OVERVIEW

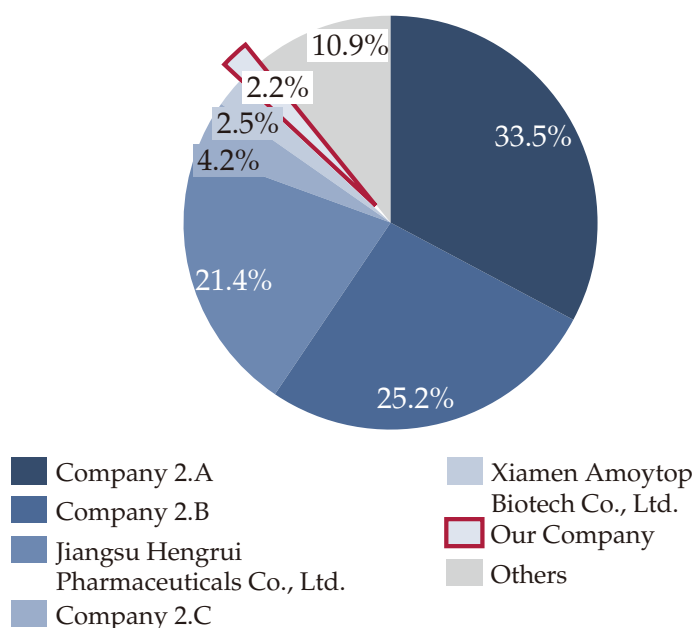
Granulocyte Colony-Stimulating Factor (G-CSF), a recombinant protein biopharmaceutical, is the only clinical guidelines recommended treatment for neutropenia. It works by stimulating the growth, differentiation, and activation of neutrophils. The G-CSF market in China grew from RMB5.1 billion in 2018 to RMB9.3 billion in 2023, at a CAGR of 12.5%, and is expected to stabilize by 2032.

The market size of G-CSF in China is estimated by first considering the annual incidence of cancer, as reported in studies such as *Cancer incidence and mortality in China*. The next factor is the percentage of these cancer patients receiving chemotherapy and radiotherapy, where studies indicate an average neutropenia incidence rate of up to 80%. This establishes the potential addressable patient base.

The market penetration of G-CSF is then determined by analyzing its actual market sales, sourced from the Menet database, in relation to the cancer incidence and the rate of chemotherapy and radiotherapy-induced neutropenia. Finally, the annual expenditure on G-CSF is accounted for, factoring in that G-CSF has been included in Part B of the NRDL, with unit prices derived from public information and databases.

In China, there are over 100 approved G-CSF products, including 8 long-acting varieties. Notably, our Company was the first in China to receive approval for a short-acting G-CSF product. Jilifen 吉粒芬®, our hG-CSF product, generated sales revenue of RMB142.5 million in 2023, representing a market share of 2.2%, and ranking sixth in terms of sales revenue among our competitors. Our company is also developing JY06 (Jixinfen 吉新芬®) as a long-acting G-CSF product designed to treat neutropenia. We submitted NDA for JY06 (Jixinfen) to the NMPA in May 2023 and expect to obtain the approval for sale in 2025.

Competitive Landscape of the G-CSF Market in China, 2023



Source: Menet; China Insights Consultancy

## INDUSTRY OVERVIEW

- Company 2.A, headquartered in Shandong, China, was founded in 1992. It focuses on the R&D, production and sales of drugs used to treat common diseases and other diseases that seriously endanger human health. It entered the cancer treatment drug sector in 1999 and currently holds five approved drug candidates that are potentially competitive with the Company, including G-CSF, IL-11, palonosetron, fulvestrant, and fosaprepitant in China.
- Company 2.B, headquartered in Hebei, China, was founded in 1992. It is committed to the R&D, production, and sales of new drugs, mainly including monoclonal antibodies and fusion proteins. It entered the cancer treatment drug sector in 2000 and currently holds two approved G-CSF drug candidates in China.
- Jiangsu Hengrui Pharmaceuticals Co., Ltd. (江蘇恒瑞醫藥股份有限公司), headquartered in Jiangsu, China, and listed on the Shanghai Stock Exchange, was founded in 1997. It is primarily dedicated to the R&D, production, and sales of oncology drugs, endocrine therapy drugs, and cardiovascular drugs.
- Company 2.C, headquartered in Tokyo, Japan, was founded in 1949. It is dedicated to the R&D, production, and sales of new drugs primarily for the treatment of cancer and kidney diseases. It entered the cancer treatment drug sector in 2017 and currently holds one approved G-CSF drug candidate in China.
- Xiamen Amoytop Biotech Co., Ltd. (廈門特寶生物工程股份有限公司), headquartered in Fujian, China, and listed on the Shanghai Stock Exchange (stock code: 688278.SH), was founded in 1996. It is dedicated to the R&D, production, and sales of recombinant proteins and long-acting modified drugs.

The following table set forth detailed information of the products of the top six competitors in the G-CSF market in China. We compete with both domestic manufactures and multinational pharmaceutical companies, and the G-CSF market in China is currently undergoing significant consolidation.

Competitive landscape of G-CSF in China, 2023								
Company	Generic Name	Brand Name	NMPA First Approval Year	NRDL Inclusion	Market Share	MoA	Indications	Route of Administration
Company 2.A	Filgrastim	Ruibai	1999	Yes	33.5%	Stimulates the bone marrow to produce granulocytes and stem cells and release them into the bloodstream	Neutropenia	Injection
Company 2.B	Filgrastim	Jinxuli	2000	Yes	25.2%	Stimulates the bone marrow to produce granulocytes and stem cells and release them into the bloodstream	Neutropenia	Injection
Jiangsu Hengrui Pharmaceuticals Co., Ltd.	Mecapegfilgrastim	Aiduo	2018	Yes	21.4%	Stimulates the bone marrow to produce granulocytes and stem cells and release them into the bloodstream	Neutropenia	Injection
Company 2.C	Filgrastim	Gran	2017	Yes	4.2%	Stimulates the bone marrow to produce granulocytes and stem cells and release them into the bloodstream	Neutropenia	Injection
Xiamen Amoytop Biotech Co., Ltd. 廈門特寶生物	Filgrastim	Topneuter	1999	Yes	2.5%	Stimulates the bone marrow to produce granulocytes and stem cells and release them into the bloodstream	Neutropenia	Injection
Our Company	Filgrastim	Jilifen	1996	Yes	2.2%	Stimulates the bone marrow to produce granulocytes and stem cells and release them into the bloodstream	Neutropenia	Injection

Source: NMPA; China National Intellectual Property Administration; China Insights Consultancy

### IL-11 for the treatment of thrombocytopenia

Thrombocytopenia is a common complication in oncology treatments caused by antineoplastic agents that suppress bone marrow function, leading to abnormally low platelet counts in the blood. This condition can lead to a reduction in cancer treatment intensity, prolonged hospital stays, increased healthcare costs, and in severe cases, death, thereby negatively impacting the efficacy of anti-tumor treatments and long-term survival of patients.

## INDUSTRY OVERVIEW

The incidence of thrombocytopenia in China had increased from 454.0 thousand in 2018 to 549.9 thousand in 2023 and is estimated to reach 639.1 thousand by 2032.

The treatment of thrombocytopenia includes various options such as direct platelet transfusion, cytokine medications like interleukin-11 (IL-11) and recombinant human thrombopoietin (rhTPO), and the use of traditional Chinese medicine.

The treatments are chosen based on individual patient conditions, allowing for personalized treatment plans. rhTPO, a commonly used platelet growth factor globally, helps in reducing the extent of platelet count decrease after chemotherapy and shortens the duration of platelet reduction, without negatively impacting hemoglobin, red blood cell count, and white blood cell count post-chemotherapy.

The adverse reactions to rhTPO are generally mild, including discomfort, fatigue, knee joint pain, headache, dizziness, increased blood pressure. IL-11 also reduces the severity of thrombocytopenia, shortens its duration, and reduces the need for platelet transfusions.

Interleukin-11 is derived from stromal and some mesenchymal cells in the hematopoietic microenvironment and is an established thrombopoietic growth factor. IL-11 drugs can accelerate the recovery of platelet counts and facilitate the administration of planned chemotherapy without dose modification.

China's IL-11 market slightly decreased from RMB1.2 billion in 2018 to RMB1.0 billion in 2023 and is expected to remain stable through 2032.

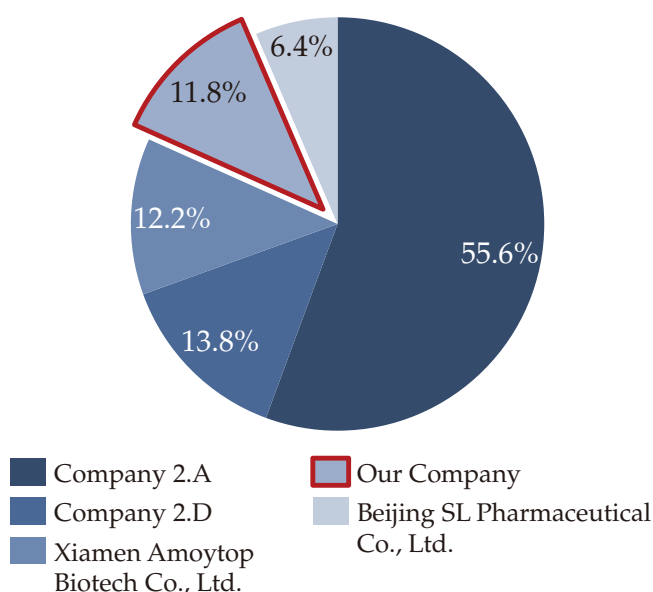
The market size of IL-11 in China is estimated by first considering the annual incidence of cancer, as reported in studies such as *Cancer incidence and mortality in China*. The percentage of these cancer patients undergoing chemotherapy and radiotherapy is then considered, based on a literature review. Next, the incidence rate of thrombocytopenia among these patients is factored in, set at an average of 10% and assumed to be stable, as indicated in related medical literature and expert consensus. This establishes the potential addressable patient base.

The market penetration of IL-11 is then calculated by dividing its actual market sales sourced from the Menet database by the above potential addressable patient base. Lastly, the annual expenditure on IL-11, which has been included in Part B of the NRDL, is considered.

Six IL-11 drugs were approved by the NMPA as of the Latest Practicable Date. Jijufen 吉巨芬®, our hIL-11 product, generated sales revenue of RMB80.5 million in 2023, with market shares of 11.8%, ranking fourth in terms of sales revenue among our competitors.

## INDUSTRY OVERVIEW

Competitive Landscape of the IL-11 Market in China, 2023



Source: Menet; China Insights Consultancy

- Company 2.D, headquartered in Shandong, China, was founded in 1997. It is primarily dedicated to the R&D, production, and sales of recombinant protein drugs. It entered the cancer treatment drug sector in 2008 and currently holds one approved IL-11 drug candidate in China.
- Beijing SL Pharmaceutical Co., Ltd. (北京雙鷺藥業股份有限公司), headquartered in Beijing, China and listed on the Shenzhen Stock Exchange (stock code: 002038.SZ), was founded in 1994. It focuses on the R&D, production, and sales of genetically engineered drugs.

The following table set forth detailed information of the products of the top five competitors in the IL-11 market in China.

Competitive landscape of IL-11 in China, 2023								
Company	Generic Name	Brand Name	NMPA First Approval Year	NRDL Inclusion	Market Share	MoA	Indications	Route of Administration
Company 2.A	Oprelvekin (rhIL-11)	Juheli	2003	Yes	55.63%	IL-11 plays its biological role by binding to the specific receptor-ligand binding chain, IL-11R $\alpha$ , on the cell surface, and linking to the signal transduction chain soluble glycoprotein 130	Chemotherapy-induced thrombocytopenia	Injection
Xiamen Amoytop Biotech Co., Ltd.	Oprelvekin (rhIL-11)	Topmega	2005	Yes	13.85%	IL-11 plays its biological role by binding to the specific receptor-ligand binding chain, IL-11R $\alpha$ , on the cell surface, and linking to the signal transduction chain soluble glycoprotein 130	Chemotherapy-induced thrombocytopenia	Injection
Company 2.D	rhIL-11(I)	Baijieyi	2008	Yes	12.23%	IL-11 plays its biological role by binding to the specific receptor-ligand binding chain, IL-11R $\alpha$ , on the cell surface, and linking to the signal transduction chain soluble glycoprotein 130	Chemotherapy-induced thrombocytopenia	Injection
Our Company	Oprelvekin (rhIL-11)	Jijufen	2003	Yes	11.84%	IL-11 plays its biological role by binding to the specific receptor-ligand binding chain, IL-11R $\alpha$ , on the cell surface, and linking to the signal transduction chain soluble glycoprotein 130	Chemotherapy-induced thrombocytopenia	Injection
Beijing SL Pharmaceutical Co., Ltd.	Oprelvekin (rhIL-11)	Maigeer	2003	Yes	6.45%	IL-11 plays its biological role by binding to the specific receptor-ligand binding chain, IL-11R $\alpha$ , on the cell surface, and linking to the signal transduction chain soluble glycoprotein 130	Chemotherapy-induced thrombocytopenia	Injection

Source: NMPA; China National Intellectual Property Administration; China Insights Consultancy

## INDUSTRY OVERVIEW

As illustrated in the following table, as of the Latest Practicable Date, there were six IL-11 drugs approved in China.

Product name	Manufacturer	Indication	First approval year
Yixing	DIAO GROUP.	Thrombocytopenia	2003
Maigeer	Beijing SL Pharmaceutical Co., Ltd.	Thrombocytopenia	2003
Jijufen	Our Company	Thrombocytopenia	2003
Juheli	Qilu Pharmaceutical Co., Ltd.	Thrombocytopenia	2003
Topmega	Amoytop	Thrombocytopenia	2005
Baijieyi	China Resources Angde Biotech Pharma Co., Ltd.	Thrombocytopenia	2008

Source: CDE; China Insights Consultancy

### *Palonosetron for the treatment of chemotherapy induced nausea and vomiting (CINV)*

CINV is a prevalent adverse effect of chemotherapy, leading to metabolic disturbances, nutritional imbalances, weight loss, and significantly affecting patients' emotional, social, and physical well-being. It also contributes to the fear of undergoing chemotherapy, decreases quality of life, and hampers treatment adherence.

The incidence of CINV in China has increased from 2.6 million in 2018 to 3.1 million in 2023 and is expected to reach 3.6 million by 2032.

The mechanisms behind CINV are complex and not entirely understood. Vomiting is seen as a multi-step reflex regulated by the vomiting center, involving both peripheral and central pathways. In the peripheral pathway, anticancer drugs prompt the release of serotonin 5-hydroxytryptamine (5-HT<sub>3</sub>) from gastrointestinal mucosal cells, often causing acute vomiting. In the central pathway, substance P binds to neurokinin-1 (NK-1) receptors in the vomiting center, leading to delayed vomiting. Although nausea and vomiting may have overlapping mechanisms, they can involve different neural pathways and nausea is more commonly reported than vomiting.

The treatment pathways for CINV include both prevention and treatment aspects. Medications are key for preventing nausea and vomiting, with palonosetron and fosaprepitant being preferred choices. Palonosetron is particularly effective in preventing delayed nausea and vomiting, while fosaprepitant matches the effectiveness of aprepitant in both acute and delayed nausea and vomiting control. A combination of palonosetron, olanzapine, and dexamethasone is effective in preventing CINV, especially in patients at high risk of vomiting. The treatment of CINV after it occurs includes medication, lifestyle improvements, behavioral therapy, and acupuncture, with therapy being tailored to the patient's specific vomiting risk level.



## INDUSTRY OVERVIEW

Palonosetron, a second-generation 5-HT<sub>3</sub> receptor antagonist, shows potent, long-lasting antiemetic effects and is approved for preventing delayed nausea and vomiting associated with chemotherapy. The features of second generation 5-HT<sub>3</sub> receptor antagonists compared to its peers are as follows:

- *Structural features.* Palonosetron shows around a 100-fold higher affinity for 5-HT<sub>3</sub> receptors compared to first-generation antagonists and has a prolonged half-life of up to 40 hours.
- *Mechanism features.* Beyond merely inhibiting vomiting by blocking 5-HT<sub>3</sub> receptors, Palonosetron also reduces the activity of substance P, inhibiting the interaction between the 5-HT<sub>3</sub> and NK-1 signaling pathways, making it superior in preventing delayed nausea and vomiting.
- *Safety features.* Palonosetron has a lower impact on the cardiovascular system compared to first-generation drugs.

China's palonosetron market in China experienced a decline from RMB1.6 billion in 2021 to RMB0.3 billion in 2023 due to reduced prices following its inclusion in the national VBP List. Post-VBP, palonosetron injection saw over an 80% price reduction. The palonosetron market is projected to continue to experience a slight decrease and stabilize around RMB0.4 billion by 2032.

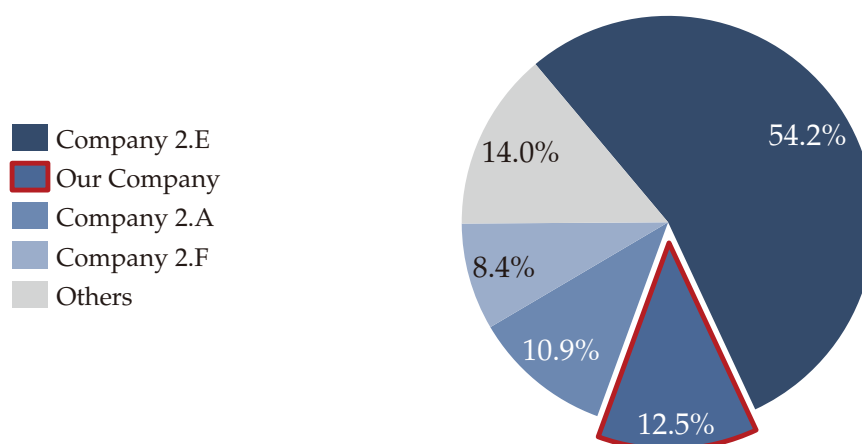
The market size for palonosetron in China is estimated using a method that incorporates several factors, starting with the incidence of cancer in China as reported in *Cancer incidence and mortality in China*. Next, a literature review is used to determine the percentage of these cancer patients undergoing chemotherapy and radiotherapy. It is then assumed that all patients receiving chemotherapy and radiotherapy will undergo CINV preventive treatment, as per the expert consensus in China. This establishes the potential addressable patient base.

The market penetration of palonosetron is calculated by dividing its actual market sales (information obtained from the Menet database) by the above potential addressable patient base. Finally, the annual expenditure on palonosetron, which has been included in Part B of the NRDL since 2017, is factored into the calculation.

Jiouting 吉欧停®, our palonosetron product, generated revenue of RMB16.5 million in 2023, holding market shares of 12.5% and ranked second nationally in terms of sales revenue among our competitors.

## INDUSTRY OVERVIEW

### Competitive Landscape of the Palonosetron Market in China, 2023



Source: Menet; China Insights Consultancy

- Company 2.E, headquartered in Jiangsu, China, was founded in 1997. It focuses on the R&D, production and sales of innovative drugs. It entered the oncology drug sector in 2015 and currently holds three approved drug candidates that are potentially competitive with the Company, including palonosetron, fulvestrant, and fosaprepitant.
- Company 2.F, headquartered in Sichuan, China, was founded in 2001. It is dedicated to the R&D, production, and sales of chemical drugs, and traditional Chinese medicine. It entered the cancer treatment drug sector in 2013 and currently holds one approved palonosetron drug candidates in China.

As of the Latest Practicable Date, there were 30 approved palonosetron drugs in China. The following table set forth detailed information of the products of the top five competitors in the palonosetron market in China. We compete with both domestic manufactures and multinational pharmaceutical companies, and the palonosetron market in China is currently undergoing significant consolidation.

Competitive landscape of Palonosetron in China, 2023								
Company	Generic Name	Brand Name	NMPA First Approval Year	NRDL Inclusion	Market Share	MoA	Indications	Route of Administration
Company 2.E	Palonosetron	Zhiruo	2008	Yes	54.18%	By blocking the binding of 5-HT <sub>3</sub> to 5-HT <sub>3</sub> receptors in the gastrointestinal tract, palonosetron inhibits the transmission to the emetic center, thereby suppressing acute nausea and vomiting	CINV	Injection
Our Company	Palonosetron	Jiouting	2008	Yes	12.51%	By blocking the binding of 5-HT <sub>3</sub> to 5-HT <sub>3</sub> receptors in the gastrointestinal tract, palonosetron inhibits the transmission to the emetic center, thereby suppressing acute nausea and vomiting	CINV	Injection
Company 2.A	Palonosetron	Ousai	2008	Yes	10.94%	By blocking the binding of 5-HT <sub>3</sub> to 5-HT <sub>3</sub> receptors in the gastrointestinal tract, palonosetron inhibits the transmission to the emetic center, thereby suppressing acute nausea and vomiting	CINV	Injection
Company 2.F	Palonosetron	Payi	2013	Yes	8.38%	By blocking the binding of 5-HT <sub>3</sub> to 5-HT <sub>3</sub> receptors in the gastrointestinal tract, palonosetron inhibits the transmission to the emetic center, thereby suppressing acute nausea and vomiting	CINV	Injection

Source: NMPA; China National Intellectual Property Administration; China Insights Consultancy

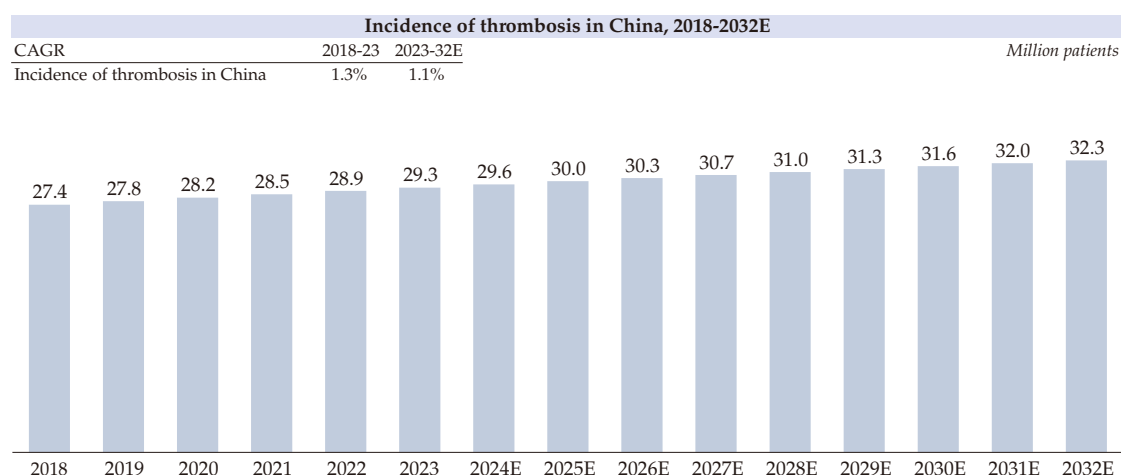
## HEMATOLOGY DRUG MARKET

### Thrombotic Diseases Drug Market

#### *Thrombotic diseases*

Thrombosis is a medical condition where blood clots form within blood vessels, potentially causing partial or complete blockages that disrupt normal blood flow. This process can lead to serious complications such as tissue or organ ischemia, hypoxia, necrosis, or congestion and edema. A related condition, thromboembolism, occurs when a blood clot, known as a thrombus, breaks free from its original site and travels through the bloodstream to obstruct other vessels.

The incidence of thrombosis in China has increased from 27.4 million in 2018 to 29.3 million in 2023 and is expected to reach 32.3 million by 2032.



Source: American Heart Association Journal; China Insights Consultancy

Thrombosis can be classified into three types based on the location of the clot: arterial thrombosis, venous thromboembolism (VTE), and microthrombi. VTE has a high prevalence on average one in every nine individuals will experience VTE at some point in their life. Moreover, more than 100,000 deaths each year are attributed to blood clots, and the five-year recurrence rate of VTE can be as high as 20%.

VTE includes pulmonary thromboembolism (PTE) and deep vein thrombosis (DVT). VTE is typically prevented in high-risk patients through mechanical prevention and/or medication, with enoxaparin, a type of low molecular weight heparin (LMWH), being the recommended preventive drug. Treatment of PTE involves general supportive care, different stages of anticoagulation therapy, thrombolysis, interventional therapy, and surgical treatment. For DVT, the main treatments include anticoagulation therapy and thrombus removal treatments like systemic thrombolysis, catheter-directed thrombolysis, and percutaneous mechanical thrombectomy, with treatment choice depending on the patient's specific condition.

## INDUSTRY OVERVIEW

### *LMWH market*

One common treatment for thrombosis is heparin, a sulfated glycosaminoglycan derived from mammalian organs, such as those of pigs or cows. Heparin has an average molecular weight of around 15,000. A variant, LMWH, is produced by enzymatically or chemically depolymerizing heparin. This process creates smaller glycosaminoglycan fragments, averaging a molecular weight between 3,000 and 8,000.

The market size of LMWHs in China has grown from RMB8,774.6 million in 2018 to RMB9,118.0 million in 2023, at a CAGR of 0.8%. It is projected to remain relatively stable till 2032 due to the inclusion of two major types of LMWHs, enoxaparin and nadroparin, in the eighth national VBP List, leading to a 60-70% price drop. This will lower the average market price of LMWHs. Meanwhile, the sales volumes of the drugs are expected to grow only modestly, in line with a slight, stable increase in the number of patients using these medications. Globally, the LMWHs market grew from USD3.7 billion in 2018 to USD4.0 billion in 2023 at the CAGR of 1.5%, and is projected to reach USD4.6 billion by 2032.

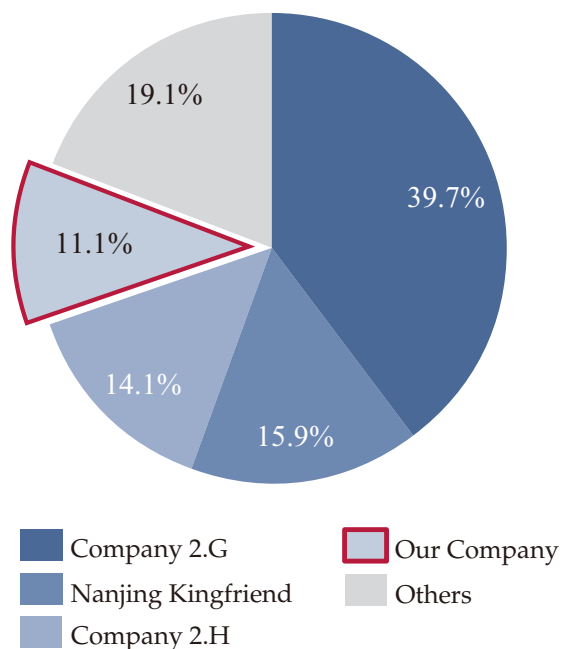
The market size for LMWHs in China is estimated using a multi-faceted approach. Firstly, the incidence of thrombosis in China is determined from various sources including the *Global Burden of Thrombosis*, the *Chinese Center for Disease Control and Prevention*, and the *China Cardiovascular Health and Disease Report*. Next, the treatment rate for thrombosis, found to be about 20% according to a single-center real-world clinical study, is considered.

The market penetration of LMWHs is then calculated by dividing their actual market sales, sourced from the Menet database, by the product of the thrombosis incidence and treatment rate. Finally, the annual expenditure on LMWHs, considering their inclusion in Part B of the NRDL since 2004 and the impact of the inclusion of enoxaparin and nadroparin in the eighth national VBP list on average pricing, is taken into account.

The product of our Company, Yinuojia 亿喏佳®, is the second domestically developed generic enoxaparin sodium commercialized in China, which was approved for sale in March 2006. The following chart sets forth the competitive landscape of China's enoxaparin sodium market in terms of revenue in 2023 as well as our position in the ranking.

## INDUSTRY OVERVIEW

### Competitive Landscape of the Enoxaparin Sodium Market in China, 2023



Source: Menet; China Insights Consultancy

- *Company 2.G, headquartered in France, is a multinational pharmaceutical and healthcare company, focusing on cardiovascular disease, oncology, diabetes, and vaccines. It entered the hematology drug sector in 2017 and currently holds one approved enoxaparin drug candidates in China.*
- *Nanjing Kingfriend (南京健友生化製藥股份有限公司), headquartered in Jiangsu, China and listed on the Shanghai Stock Exchange (stock code: 603707.SH), was founded in 2000. It is a pharmaceutical group focusing on drug R&D, production and sales.*
- *Company 2.H, headquartered in Shenzhen, China, was founded in 2004. It is dedicated to the export of enoxaparin sodium API and low molecular weight heparin preparations. It entered the hematology drug sector in 2005 and currently holds one approved enoxaparin drug candidates in China.*

As of the Latest Practicable Date, there were 16 approved enoxaparin drugs in China. The following table set forth detailed information of the products of the top five competitors in the enoxaparin sodium market in China. We compete with both domestic manufactures and multinational pharmaceutical companies, and the enoxaparin sodium market in China is currently undergoing significant consolidation.

## INDUSTRY OVERVIEW

Competitive landscape of enoxaparin sodium in China, 2023								
Company	Generic Name	Brand Name	NMPA First Approval Year	NRDL Inclusion	Market Share	MoA	Indications	Route of Administration
Company 2.G	Enoxaparin Sodium	Clexane	2019	Yes	39.68%	By binding to antithrombin III and its complex, it enhances the inhibitory effects on factor Xa and thrombin (factor IIa) in the coagulation cascade	VTE	Injection
Nanjing Kingfriend	Enoxaparin Sodium	Ledraxen	2014	Yes	14.11%	By binding to antithrombin III and its complex, it enhances the inhibitory effects on factor Xa and thrombin (factor IIa) in the coagulation cascade	VTE	Injection
Company 2.H	Enoxaparin Sodium	Prolongin	2005	Yes	15.93%	By binding to antithrombin III and its complex, it enhances the inhibitory effects on factor Xa and thrombin (factor IIa) in the coagulation cascade	VTE	Injection
Our Company	Enoxaparin Sodium	Yinuojia	2006	Yes	11.13%	By binding to antithrombin III and its complex, it enhances the inhibitory effects on factor Xa and thrombin (factor IIa) in the coagulation cascade	VTE	Injection

Source: NMPA; China National Intellectual Property Administration; China Insights Consultancy

The eighth national VBP List covers two LMWH products, namely enoxaparin and nadroparin. As of the Latest Practicable Date, there were over 30 LMWHs approved by the NMPA in China, and nine companies, including our Company, were awarded contracts for enoxaparin in the eighth national VBP List.

### SOURCE OF INFORMATION

We commissioned China Insights Consultancy, an independent market research and consulting firm, to provide an analysis of, and to produce a report (the “**CIC Report**”) on China’s orthopedic disease treatment, metabolic disease drugs, oncology drug, and hematological drug market.

China Insights Consultancy provides professional services including, among others, industry consulting, commercial due diligence and strategic consulting. We have agreed to pay a fee of RMB550,000 to China Insights Consultancy in connection with the preparation of the CIC Report. The report was prepared independent of the influence of us and other interested parties. We have extracted certain information from the CIC Report in this section, as well as elsewhere in this Prospectus, to provide our potential investors with a more comprehensive presentation of the industry we operate in.

In preparing the CIC Report, China Insights Consultancy conducted both primary and secondary research utilizing diverse resources. Primary research involved interviewing key industry experts and leading industry participants. Secondary research involved analyzing data from various publicly available data sources, such as the National Bureau of Statistics, National Medical Products Administration, Food and Drug Association, National Health Commission of the People’s Republic of China, the International Monetary Fund, and World Health Organization.

## INDUSTRY OVERVIEW

The market projections in the CIC report are based on the following assumptions: (i) the overall social, economic and political environment in China is expected to remain stable during the forecast period; (ii) China's economic and industrial development is likely to maintain a steady growth trend over the next decade; (iii) related key industry drivers are likely to continue driving the growth of the market during the forecast period, such as the increasing number of disease incidences mainly owing to aging population, strengthened public awareness of healthcare, enhanced patient affordability, and enriched drugs and therapies; and (iv) there is no extreme force majeure or industry regulation in which the market may be affected dramatically or fundamentally.



## REGULATORY OVERVIEW

### OVERVIEW OF LAWS AND REGULATIONS IN THE PRC

This section summarizes the principal laws, rules and regulations in the PRC that are relevant to our business.

### REGULATORY AUTHORITIES

#### NMPA and Its Evaluation Center

China National Medical Products Administration (國家藥品監督管理局) (hereinafter referred to as “NMPA”), successor to the China Food and Drug Administration (國家食品藥品監督管理局) (hereinafter referred to as “CFDA”), is the competent department in charge of the pharmaceutical industry of the PRC. It is responsible for drawing up the laws and regulations related to pharmaceuticals and medical devices, drafting policies and planning, formulating departmental regulations, organizing the development and issuance of pharmaceutical and medical device standards, classification and management systems, such as national formulary, and supervising the implementation.

The Center for Drug Evaluation is the technical evaluation unit for drug registration with NMPA. It is mainly responsible for conducting technical evaluation on the drugs applying for registration and verifying the relevant drug registrations.

#### NHC

The National Health Commission (國家衛生健康委員會) (the “NHC”, formerly known as the National Health and Family Planning Commission), is the primary national regulator for public health and family planning management. It is primarily responsible for drafting national health policies, supervising and regulating public health, healthcare services, and health emergency systems, coordinating the reform of medical and health system, organizing the formulation of national drug policies and national essential medicine system, commencing drug utilization monitoring and comprehensive clinical evaluation and establishing an early warning mechanism for drug shortages, giving suggestions on the pricing policy of national essential medicine, and regulating the operation of medical institutions and practicing of medical personnel.

#### NIFDC

The National Institutes for Food and Drug Control (“NIFDC”) (中國食品藥品檢定研究院) is a public institution directly subordinate to NMPA and the statutory authority and supreme technical arbitration institution for inspecting the quality of pharmaceuticals and biological products. It is responsible for the approval and registration inspection, import inspection, supervision and inspection, safety evaluation of drugs, biological products, medical devices, foods, dietary supplements, cosmetics, laboratory animals and package materials and the batch release of biological products, the research, distribution and management of the national drug and medical device reference materials and bacterial and viral strains for production verification, as well as the relevant technical research.

## REGULATORY OVERVIEW

In accordance with the Drug Registration Regulation (《藥品註冊管理辦法》), the NIFDC shall undertake the drug registration inspection and other relevant work which are required for implementation of drug registration administration. Specifically, the NIFDC or a drug inspection institution designated by the NMPA shall undertake inspection for registration of the following drugs: innovative drugs; modified new drugs (except for traditional Chinese medicine); biological products, radioactive drugs and *in vitro* diagnostic reagents subject to drug management; and other drugs stipulated by the NMPA.

### MOFCOM

The Ministry of Commerce of the PRC (商務部) is responsible for guiding and managing the foreign investment absorption in the country, drawing up the laws and regulations related to foreign investment, formulating the relevant rules, policies and reform schemes, organizing the implementation, supervising and inspecting the implementation status; participating in the formulation and joint issuance of Special Management Measures for the Access of Foreign Investment (Negative List) (《外商投資准入特別管理措施(負面清單)》) and Encouraging Foreign Investment Industries Catalogue (《鼓勵外商投資產業目錄》) with the National Development and Reform Commission; managing and guiding the foreign investment review, approval and filing works.

### NDRC

The National Development and Reform Commission (國家發展和改革委員會) is mainly responsible for participating in the formulation of health development policies, the establishment of technical reform investment projects, the macro guidance and management of the economic operation of pharmaceutical enterprises, and the supervision of the implementation of relevant policies and regulations. The NDRC also regulates the price of drugs circulated in the market.

### NHSA

The National Healthcare Security Administration (國家醫療保障局) is mainly responsible for formulating and organizing the implementation of policies, plans and standards for medical insurance, maternity insurance, medical aid and other medical security systems, organizing the formulation and adjustment of prices and charging standards for drugs and medical services, and formulating and supervising the implementation of the bidding and procurement policies for drugs and medical consumables.

### LAWS AND REGULATIONS IN RELATION TO DRUG MANUFACTURING ENTERPRISES

#### Drug Manufacturing Permit

Pursuant to the Drug Administration Law of the PRC (《中華人民共和國藥品管理法》) (the “**Drug Administration Law**”) promulgated by the Standing Committee of the National People’s Congress (the “**SCNPC**”) in September 1984 and lastly amended in August 2019 and came into effect in December 2019 and the Implementation Regulations of the Drug Administration Law of the People’s Republic of China (《中華人民共和國藥品管理法實施條例》), the State adopts an industry entry permit system for drug manufacturers. The establishment of a drug manufacturer shall be approved and granted with a Drug Manufacturing License (《藥品生產許可證》) by the drug regulatory authority of the people’s government at provincial, autonomous regional or municipalities direct under the central government level. The Drug Manufacturing License shall indicate the validity period and the scope of production, the validity period of a Drug Manufacturing License is five years, and the licensee enterprise should apply for the replacement of the Drug Manufacturing License six months before the expiration of the license.

#### Good Manufacturing Practices

Prior to December 1, 2019, in accordance with the provisions of the Administrative Measures for the Certification of Good Manufacturing Practices issued by the CFDA in August 2011, which have been repealed, the establishment of a new drug manufacturer, construction of new production premise for a drug manufacturer or production of new dosage form are required to submit application for good manufacturing practice certification (GMP certification) with the drug regulatory authority in accordance with relevant provisions. If the Good Manufacturing Practices are satisfied, a GMP certificate will be issued. Pursuant to the Announcement on the Relevant Issues Concerning the Implementation of the Drug Administration Law of the PRC (《關於貫徹實施〈中華人民共和國藥品管理法〉有關事項的公告》), promulgated by the NMPA on November 29, 2019, and the Drug Administration Law, the GMP and Good Supply Practice (GSP) certifications have been cancelled, applications for GMP and GSP certifications are no longer accepted, and GMP and GSP certificates are no longer issued. When engaging in drug manufacturing activities, a manufacturer shall comply with the GMP and establish a sound GMP management system, to ensure that the entire process of drug manufacturing maintain to meet the statutory requirements, and meet the GMP requirements enacted by the drug regulatory authority under the State Council in accordance with the law. The legal representative of and principal person in charge of a drug manufacturer are fully responsible for the drug manufacturing activities of the enterprise.

The Good Manufacturing Practices (《藥品生產質量管理規範》), promulgated by the Ministry of Health of the PRC (the “**MOH**”, now known as the NHC) in March 1988, newly amended in January 2011 and came into effect on March 1, 2011, provided guidance for the quality management, organization and staffing, production premises and facilities, equipment, material and products, recognition and inspection, documentation maintenance, manufacture management, quality control and quality assurance, contractual manufacture and contractual inspection for the products, product delivery and recalls of a drug manufacturer in a systematical manner.

### Contract Manufacturing of Drugs

Pursuant to the Administrative Regulations for the Contract Manufacturing of Drugs (《藥品委託生產監督管理規定》) (the “**Contract Manufacturing Regulations**”) issued by the CFDA in August 2014, only when a drug manufacturer temporarily lacks manufacturing conditions due to technology upgrade or is unable to ensure market supply due to insufficient manufacturing capabilities, could such drug manufacturer entrust the manufacturing of the drug to another domestic drug manufacturer. Such contract manufacturing arrangements shall be approved by the provincial branch of the NMPA.

The Administrative Measures on Supervision of Drug Manufacturing (《藥品生產監督管理辦法》) (the “**Revised Administrative Measures of Drug Manufacturing**”) promulgated by SAMR on January 22, 2020 and came effective on July 1, 2020 further implements the drug marketing authorization holder system as stipulated in the Drug Administration Law. Drug marketing authorization holders entrusting others to manufacture drugs shall enter into outsourcing agreements and quality agreements with qualified drug manufacturing enterprises and submit the relevant agreements together with the actual manufacturing site application materials to the competent drug administrative authority in order to apply for the Drug Manufacturing Certificate.

### LAWS AND REGULATIONS IN RELATION TO NEW DRUGS

#### Application for New Drug Registration

Drug registration refers to an approval process where the NMPA conducts review of the safety, efficacy and quality controllability of the drugs intended for marketing according to the application for drug registration made by an applicant, and decides whether to approve the application. Drug registration applications include new drug application, generic drug application, imported drug registration application and supplementary application, as well as re-registration application. Pursuant to the provisions of the Measures for the Administration of Drug Registration (2020) (《藥品註冊管理辦法》(2020)), promulgated by the SAMR on January 22, 2020 and came into effect on July 1, 2020, the Measures for the Administration of Drug Registration (2020) shall apply to the development, registration, supervision and management activities carried out in the territory of the PRC for marketing of drugs. In accordance with the Measures for the Administration of Drug Registration (2020), drugs registration refers to activities that a drug registration applicant files an application and other supplementary applications for clinical drug trial, approval for drug marketing, and re-registration, among others, under the legal procedures and according to the relevant requirements, and that the medical products administrative department examines the safety, effectiveness, and quality controllability based on the laws and regulations, and the existing scientific cognitions, to decide whether the activities applied for shall be approved. A drug registration certificate shall be valid for five years. During the validity period, a holder of a drug registration certificate shall continue to ensure the safety, effectiveness and quality controllability of the marketed drug, and apply for re-registration of the drug six months prior to the expiry of the validity period.

The Drug Administration Law of the People's Republic of China (the “**Drug Administration Law**”) promulgated by the SCNPC in September 1984, last amended on August 26, 2019 and came into effect on December 1, 2019, and its implementing regulations promulgated by the State Council in August 2002 and last amended on March 2, 2019, set out the legal framework for the establishment of drug manufacturers and drug business enterprises and the management of drugs, including the research and development of new drugs. According to the Drug Administration Law and its implementation regulations, the state encourages the research and creation of new drugs and protects the legitimate rights and interests of research and development of new drugs. Any new drug developer and clinical trial sponsor who conducts drug clinical trials shall truthfully submit new drug development methods, quality indicators, pharmacological and toxicological test results and other relevant data, materials and samples for approval by NMPA.

### **Non-clinical Research and Animal Testing**

The non-clinical safety assessment of drugs for marketing approval shall be conducted in accordance with the Good Laboratory Practices for Non-clinical Laboratory Studies (《藥物非臨床研究質量管理規範》) promulgated by the State Food and Drug Administration, or the SFDA in August 2003 and latest amended by CFDA in July 2017 and came into effect on September 1, 2017. The SFDA promulgated the Administrative Measures for the Certification of Good Laboratory Practices for Non-clinical Laboratory Studies (《藥物非臨床研究質量管理規範認證管理辦法》) in April 2007, which specifies the requirements for institutions applying for Good Laboratory Practice (GLP) certification of non-clinical laboratory studies. On January 19, 2023, the NMPA amended the Administrative Measures for the Certification of Good Laboratory Practice for Non-clinical Laboratory Studies (《藥物非臨床研究質量管理規範認證管理辦法》), which has come into effect on July 1, 2023.

According to the Regulations for the Administration of Affairs Concerning Experimental Animals (《實驗動物管理條例》) promulgated by the State Science and Technology Commission in November 1988 and lastly amended in March 2017 by the State Council, the Administrative Measures on Good Practice of Experimental Animals (《實驗動物質量管理辦法》) jointly promulgated by the State Science and Technology Commission and the State Bureau of Quality and Technical Supervision in December 1997, and the Administrative Measures on the Certificate for Experimental Animals (Trial) (《實驗動物許可證管理辦法(試行)》) promulgated by the Ministry of Science and Technology and other regulatory authorities in December 2001 and came into effect in January 2002, performing conservation, breeding, production, supply, transportation and related commercial operations of experimental animals and related products requires a Certificate for Production of Laboratory Animals. A Certificate for Production of Laboratory Animals shall be valid for five years, and the holder shall apply for renewal six months prior to the expiry of the validity period.

### Application for Clinical Trial

After completing the pre-clinical studies, the applicant must obtain approval for clinical trials of drugs from the NMPA before the conduction of new clinical drug trials. According to the Decision on Adjusting the Approval Procedures of Certain Administrative Approval Items for Drugs (《關於調整部分藥品行政審批事項審批程序的決定》) promulgated by the CFDA on March 17, 2017 and came into effect on May 1, 2017, the decision on the approval of clinical trials of drugs enacted by the CFDA can be made by the Center for Drug Evaluation (the “CDE”) from May 1, 2017. Pursuant to the Drug Administration Law, the dossier on a new drug research and development, including the manufacturing method, quality specifications, results of pharmacological and toxicological tests and the relevant data and the samples, shall, in accordance with the regulations of the drug regulatory authority under the State Council, be truthfully submitted to the said department for approval before clinical drug trial is conducted. The drug regulatory authority under the State Council shall decide whether to approve the clinical trial application and notify the decision to the clinical trial applicant within 60 business days from the date of accepting the clinical trial application. If no notice is made within such period, the clinical trial application shall be deemed as approved, of which the conduct of bioequivalence study shall be filed with the drug regulatory authority under State Council.

Before conducting the clinical trial, the applicant shall file a series of detailed documents with the NMPA. According to the Announcement on Drug Clinical Trial Information Platform (《關於藥物臨床試驗信息平台的公告》) and Good Practice for Drug Clinical Trial Registration and Information Publicity (Trial) (《藥物臨床試驗登記與信息公示管理規範(試行)》), which came into effect in September 2013, all clinical trials approved by the CFDA and conducted in the PRC shall complete the clinical trial registration and information disclosure on the Drug Clinical Trial Information Platform. The applicant must complete the initial registration of the trial within one month after obtaining the approval of the clinical trial to obtain the unique registration number of the trial; and complete the subsequent data registration before the first patient is enrolled and submit it for the first time for disclosure.

After obtaining the clinical trial approval, the applicant shall choose institutions qualified for clinical trials of the drug to conduct clinical trials. Pursuant to the Administrative Regulations for Drug Clinical Trial Institutions (《藥物臨床試驗機構管理規定》), which came into effect in December 2019, if engaging in drug development activities and conducting clinical trials of drugs (including bioequivalence study conducted after filing) approved by the NMPA within the territory of the PRC, such trials shall be conducted in drug clinical trial institutions. Drug clinical trial institutions shall be subject to filing administration. Institutions that only engage in analysis of biological samples related to drug clinical trials shall not be subject to filing. The national drug regulatory authority is responsible for setting up a filing management information platform for drug clinical trial institutions for registration, filing and operation management of drug clinical trial institutions, as well as the entry, sharing and disclosure of information on supervision and inspection of the drug regulatory authority and competent healthcare authority.



### Clinical Trial and Communication with the Center for Drug Evaluation

In compliance with the Measures for the Administration of Drug Registration (《藥品註冊管理辦法》), clinical trials are divided into Phase I, Phase II, Phase III, Phase IV and bioequivalence trial:

A clinical drug trial to be carried out shall be examined and approved by the ethics committee. The management of drugs used in a clinical drug trial shall satisfy the relevant requirements of the GCP. A sponsor approved to carry out clinical drug trial shall, before carrying out subsequent clinical drug trial by stages, develop corresponding plan for clinical drug trial, carry out clinical drug trial upon examination and with consent of the ethics committee, and submit corresponding plan for clinical drug trial and supporting materials on the website of the CDE.

Clinical trials shall be conducted for the application of new drug registration and shall be implemented in accordance with the Good Clinical Practice for Drug Trials (《藥物臨床試驗質量管理規範》), promulgated by the NMPA and NHC and came into effect on July 1, 2020. The Good Clinical Practice for Drug Trials stipulates the criteria for the entire procedure of the clinical trial including pre-clinical trial preparation and the necessary conditions, protection of testees' rights and interests, trial protocols, duties of researchers, duties of sponsors, duties of monitoring personnel, trial record and report, data management and statistical analysis, administration of drug products for trial, guarantee for quality and polycentric trials, with reference to the internationally recognized principles.

According to the Announcement of the National Medical Products Administration on Adjusting the Review and Approval Procedures for Drug Clinical Trials (《國家藥品監督管理局關於調整藥物臨床試驗審評審批程序的公告》), if a new drug clinical trial has been approved to be carried out, after the completion of Phase I and Phase II clinical trials and before the implementation of Phase III clinical trials, the applicant shall submit an application for a communication meeting to the CDE to discuss with the CDE on key technical issues including the design of the Phase III clinical trial. The applicant may also apply for communication on key technical issues at different stages of clinical research and development.

According to the Measures for the Administration of Drug Registration, applicants may communicate with CDE on major issues at critical stages such as prior to application for clinical trial of a drug, during the process of clinical trial of a drug, and prior to application for marketing authorization of a drug. According to the Measures for the Administration of Communication and Exchange in Drug Development and Technology Review (《藥物研發與技術審評溝通交流管理辦法》) promulgated by the CDE on December 10, 2020, an applicant may propose to convene a communication meeting with the CDE during the process of drug research and development and registration application. There are three types of communication and exchange meetings: Type I meetings are held to resolve major safety issues encountered in the course of clinical trials of drugs and major technical issues in the course of R&D of breakthrough therapeutic drugs; Type II meetings are held for drugs at critical stages of R&D, which mainly include pre-application meetings for new drugs, meetings after the conclusion of Phase II clinical trials and before the commencement of Phase III clinical trials, meetings before application for marketing authorization of new drugs, and meetings for risk assessment and evaluation of new drugs. Type III meetings shall refer to meetings other than Type I and Type II meetings.



### New Drug Application

Pursuant to the Measures for the Administration of Drug Registration (《藥品註冊管理辦法》), after completing the pharmaceutical research, pharmacological and toxicological research, clinical drug trial, and other researches supporting the marketing registration of a drug, determining the quality standards, completing the verification of commercial large-scale production process, and making sound preparation for the acceptance of drug registration inspection and examination, an applicant shall file an application with the NMPA for drug marketing authorization, and submit relevant research materials in accordance with the requirements of the application materials. After the formal examination of the application materials, an application that satisfies the requirements shall be accepted. Where a generic drug, *in vitro* diagnostic reagent managed as a drug, or any other eligible circumstance assessed by an applicant to be unnecessary or impossible for conducting clinical drug trial and meeting the conditions for exempting clinical drug trial, the applicant may directly file an application for drug marketing authorization. The technical guiding principles and relevant specific requirements for exempting clinical drug trial shall be developed and announced by the CDE.

The CDE shall organize pharmaceutical, medical and other technical personnel to evaluate the accepted applications for drug marketing authorisation as required. Where the comprehensive evaluation conclusion is adopted, the drug shall be approved for marketing, and a drug registration certificate shall be issued. If the comprehensive evaluation conclusion is not adopted, a disapproval decision shall be made. A drug registration certificate shall specify the drug approval number, holder, manufacturer and other information. An over-the-counter (OTC) drug registration certificate shall also indicate the type of OTC drug.

Drug registration inspection means the inspection activities carried out for the development sites and production sites for verifying the authenticity and consistency of the application materials and the commercial production conditions for marketing of drugs, and examining the compliance of drug development, and data reliability, among others, and the extended examination activities carried out for manufacturers, suppliers, or other entrusted institutions of chemical APIs, auxiliary materials, and packaging materials and containers in direct contact with drugs involved in the application for drug registration, if necessary.

The CDE shall decide whether to carry out on-site inspection of drug registration development based on risks, according to the degree of drug innovation and the circumstance of previous inspection accepted by drug research institutions.

The CDE shall decide whether to launch production site inspection for drug registration based on risks according to the factors such as variety, process, facility, and the circumstance of previous acceptance of inspection for which an application is filed for registration. For innovative drugs, new modified drugs and biological products, production site inspection for drug registration and pre-marketing examination for management standards for drug production quality shall be conducted. For generic drugs, production site inspection for drug registration and pre-marketing examination for management standards for drug production quality shall be conducted based on the risks, according to whether a drug production license for the corresponding production scope has been obtained and whether a variety of the same dosage form has been marketed.

## REGULATORY OVERVIEW

After an application for drug registration is accepted, the CDE shall conduct preliminary examination within 40 days of acceptance, notify the Centre for Food and Drug Inspection of the National Medical Products Administration (hereinafter referred to as the “CFDI”) of organizing inspection and provide the relevant materials required for inspection, where production site inspection for drug registration is required, and concurrently notify the applicant and the medical products administrative department of the province, autonomous region, or municipality in the place where the applicant or production enterprise is located. In principle, the CFDI shall complete the inspection work 40 days prior to the expiry of the time limit for inspection, and report the inspection information, inspection results and other relevant materials to CDE.

Drug registration examination shall include standard review and sample examination. Standard review means the laboratory assessment of the scientificity of the items set in the standards for the drug for which the applicant applies, the feasibility of the test methods, and the rationality of quality control indicators, among others. Sample examination means the laboratory examination carried out for samples according to the application of the applicant or the drug quality standards verified by the CDE.

The review period for an application for drug marketing authorisation shall be 200 days. Within this 200-day period, the review period for the procedures for prioritized review and approval shall be 130 days, and the review period for the procedures for prioritized review and approval for clinically and urgently needed overseas-marketed drug for a rare disease shall be 70 days.

The following duration shall be excluded from the relevant work period: (i) time taken for the applicant to provide supplementary materials, to make correction upon examination as well as to verify manufacturing process, quality standards and literature in accordance with the requirements; (ii) delay in examination or inspection due to reason of the applicant, time taken for organizing expert advisory meetings; (iii) the suspended duration in the event of suspension of review and approval procedures pursuant to the provisions of laws and regulations; and (iv) time taken for overseas examination where such overseas examination is activated.

### **Reform of Evaluation and Approval System for Drugs**

In August 2015, the State Council promulgated the Opinions on the Reform of Evaluation and Approval System for Drugs and Medical Devices and Equipment (《關於改革藥品醫療器械審評審批制度的意見》) (the “**Reform Opinions**”), which provides a framework for reforming the evaluation and approval system for drugs and indicates enhancing the standard of approval for drug registration and accelerating the evaluation and approval process for innovative drugs.

In November 2015, the CFDA promulgated the Announcement on Certain Policies for Drug Registration, Evaluation and Approval (《關於藥品註冊審評審批若干政策的公告》) (the “**Certain Policies Announcement**”), which further clarified the measures and policies on simplifying and accelerating the approval process on the basis of the Reform Opinions.

## REGULATORY OVERVIEW

Pursuant to the Decision on Adjusting the Approval Procedures of Certain Administrative Approval Items for Drugs (《關於調整部分藥品行政審批事項審批程序的決定》) promulgated by the CFDA in March 2017 and came into effect in May 2017, the clinical trial approval decisions on drugs (including domestically produced and imported drugs) can be directly made by the CDE in the name of the CFDA; decisions on approval of drug supplementary applications (including domestically produced and imported drugs); decisions on approval of re-registration of imported drugs.

The Announcement on Adjusting the Procedures for Review and Approval of Clinical Trials of Drugs issued by the NMPA on July 24, 2018 provides that if no negative or questionable opinion is received from the CDE within 60 days after the acceptance and collection of the application fee for a clinical trial of a drug, the applicant may commence a clinical trial of the drug in accordance with the submitted clinical trial protocol.

The Evaluation and Approval Procedures for Breakthrough Therapeutic Drugs (Trial) (《突破性治療藥物審評工作程序(試行)》), the Evaluation and Approval Procedures for Conditionally Approved Drugs (Trial) (《藥品附條件批准上市申請審評審批工作程序(試行)》) and The Preferential Evaluation and Approval Procedures for Drug Marketing Authorisation (Trial) (《藥品上市許可優先審評審批工作程序(試行)》) promulgated by the NMPA in July 2020 and came into effect in July 2020, replaced the Opinions on Implementing Priority Review and Approval to Encourage Drug Innovation (《關於鼓勵藥品創新實行優先審評審批的意見》) promulgated by the CFDA in December 2017 and came into effect in December 2017, and further clarified the accelerated registration procedures for drugs.

### **Regulations on International Multi-Center Clinical Trials and Acceptance of Overseas Clinical Trial Data**

According to the Notice on Issuing the International Multi-Center Clinical Trial Guidelines (Trial) (《關於發佈國際多中心藥物臨床試驗指南(試行)的通告》), (the “**Multi-Center Clinical Trial Guidelines**”), promulgated by the NMPA on January 30, 2015 and came into effect from March 1, 2015, international multi-center clinical trial applicants may simultaneously perform clinical trials in different centers using the same clinical trial protocol. Where the applicants plan to implement the international multi-center clinical trials in the PRC, the applicants shall comply with relevant laws and regulations, such as the PRC Drug Administration Law, the Implementing Regulations of the PRC Drug Administration Law and the Administrative Measures for Drug Registration, implement the Good Clinical Practice, make reference to universal international principles such as the International Council for Harmonization of Technical Requirements for Pharmaceuticals for Human Use (ICH), and comply with the corresponding laws and regulations of the countries involved in the international multi-center clinical trials. Where the applicants plan to use the data derived from the international multi-center clinical trials for approval of a drug registration in the PRC, it shall involve at least two countries, including China, and shall satisfy the requirements for clinical trials set forth in the Multi-Center Clinical Trial Guidelines and other relevant laws and regulations.

## REGULATORY OVERVIEW

According to the Opinions on Deepening the Reform of the Evaluation and Approval System and Inspiring Innovation of Drugs and Medical Devices, clinical trial data obtained in an international multi-center that conforms to China's domestic requirements for registration of drugs and medical devices can be used for the application for registration in China.

According to the Technical Guiding Principles for the Acceptance of Overseas Clinical Trial Data of Drugs (《接受藥品境外臨床試驗數據的技術指導原則》) promulgated by the NMPA on July 6, 2018, the basic principles for accepting overseas clinical trial data include: (i) applicants shall ensure the authenticity, integrity, accuracy and trace-ability of overseas clinical trial data; (ii) the process of generating overseas clinical trial data shall comply with the relevant requirements of the ICH-GCP; (iii) applicants shall ensure the scientific design of overseas clinical trials, the compliance of clinical trial quality management system with the requirements, and the accuracy and integrity of statistical analysis of data; and (iv) to ensure that the clinical trial design and statistical analysis of the data are scientific and reasonable, for the drugs with simultaneous R&D at home and abroad and forthcoming clinical trials in China, the applicants may, prior to implementing registrational clinical trials, communicate with CDE to ensure the compliance of registrational clinical trial's design with the essential technical requirements for drug registration in China.

### Regulations of Biosimilars

In February 2015, the CFDA promulgated the Technical Guidelines for the Research, Development and Evaluation of Biosimilars (《生物類似藥研發與評價技術指導原則》) (the "**Biosimilars Guidelines**"), which outline the regulatory framework for biosimilars in China and provide the basic principles for the evaluation and management of biosimilars. The Biosimilars Guidelines set forth the definition of biosimilars and reference drugs, the requirements in relation to the selection of reference drugs, the basic principles for technical review, the criteria for comparability and the conditions under which extrapolations of indications would be permissible. According to the Biosimilar Guidelines, biosimilars shall refer to therapeutic biological products that are similar to approved and registered reference drugs in terms of quality, safety and efficacy. The R&D and marketing of biosimilars need to comply with the relevant regulations of the Drug Administration Law of the PRC (《中華人民共和國藥品管理法》) and the Administrative Measures for Drug Registration (《藥品註冊管理辦法》). After completion of pre-clinical studies, the applicant is required to propose an application for a clinical trial, and after receiving the approval to conduct a clinical trial, the applicant should complete the clinical trial in accordance with the clinical trial protocol. The applicant shall submit an application for a marketing authorisation after completion of the clinical trials and relevant preparations.

According to the Administrative Measures for Drug Registration (《藥品註冊管理辦法》), drug registration shall be subject to registration and administration by categories, namely traditional Chinese medicine, chemical medicine and biological products etc. Biological product registration shall be categorized in accordance with biological product innovative medicine, biological product improved new medicine, marketed biological products (including biosimilar), etc. In order to cooperate with the implementation of the

Administrative Measures for Drug Registration, the NMPA formulated the Registration Classification of Biological Products and Requirements for Application Materials (《生物製品註冊分類及申報資料要求》), and the Registration Classification of Biological Products part came into effect on July 1, 2020 while the Requirements for Application Materials part came into effect on October 1, 2020. According to the Registration Classification of Biological Products and Requirements for Application Materials, biosimilars are classified as category 3.3.

On February 10, 2021, the NMPA issued the Technical Guidelines for Similarity Evaluation and Indication Extrapolation of Biosimilars (《生物類似藥相似性評價和適應症外推技術指導原則》) to further standardize the development and evaluation of biosimilars, which came into effect on the same day. According to the Technical Guidelines for Similarity Evaluation and Indication Extrapolation of Biosimilars, “similarity” refers to a drug candidate that is overall similar to a reference drug that is approved for registration and that does not present clinically meaningful differences in quality, safety and efficacy, and “Indication Extrapolation” refers to a drug candidate that is overall similar to the reference drug when directly aligned to clinical trials showing that the candidate is clinically similar to the reference drug in at least one indication. It may then be possible to extrapolate scientific arguments for indication related study data and information in support of its use for other indications not directly studied as approved in China for the reference drug. The similarity evaluation of biosimilars should be carried out comprehensively from the perspective of pharmaceutical, non-clinical and clinical studies to determine the overall similarity, and should be carried out at different stages of biopharmaceutical studies.

The Technical Guidance for Clinical Pharmacology Studies of Biosimilars (《生物類似藥臨床藥理學研究技術指導原則》) issued by the CDE in February 2022 provides further guidance recommendations for clinical pharmacology studies of biosimilars in the framework of the Biosimilar Guidelines and the Technical Guidelines for Similarity Evaluation and Indication Extrapolation of Biosimilars, in which it is clear whether the candidate and reference drugs have similarity in clinical pharmacology needs to be evaluated based on statistical methods; currently, the average bioequivalence statistical approach is generally recommended for the comparison of PK and PD parameters.

With respect to the application and approval process for import of overseas developed biosimilars, according to the Administrative Measures for Drug Registration (《藥品註冊管理辦法》), the application for registration of drugs produced overseas shall be filed in accordance with the requirements for the detailed classification and the corresponding application materials.

### **Marketing Authorisation Holder System**

Pursuant to the Drug Administration Law (《藥品管理法》) and the Administrative Measures for Drug Registration (《藥品註冊管理辦法》), the State implements the drug marketing authorisation holder system for drug management. After obtaining a drug registration certificate, an applicant shall become the drug marketing authorisation holder. During the validity period, a holder of a drug registration certificate shall continue to ensure the safety, effectiveness and quality controllability of the marketed drug, and apply for re-registration of the drug six months prior to the expiry of the validity period.



## REGULATORY OVERVIEW

The drug marketing authorisation holder shall proactively carry out post-marketing research on drugs, further confirm the safety, effectiveness and quality controllability of drugs, and strengthen the continuous management of marketed drugs. Where a drug registration certificate and its annex require the marketing authorisation holder to carry out relevant research work after the drug is marketed, the marketing authorisation holder shall complete the research within the prescribed time limit and submit a supplementary application, filing or report as required. After a drug is approved for marketing, the marketing authorisation holder shall continue to conduct research on drug safety and effectiveness, undergo filing formalities in a timely manner or submit a supplementary application for revising the instructions according to the relevant data, and continuously update and improve the instructions and labels. According to the duties, the medical products administrative department may require the marketing authorisation holder to revise the instructions and labels based on the monitoring of adverse drug reactions and the post-marketing reevaluation results of the drug.

The marketing authorisation holder shall apply for re-registration six months prior to the expiry of the validity period of the drug registration certificate. An application for re-registration of a domestically produced drug shall be filed by the marketing authorization holder with the medical products administrative department of the province, autonomous region, or municipality directly under the Central Government, and an application for re-registration of a drug produced overseas shall be filed by the marketing authorisation holder with the Center for Drug Evaluation.

A holder of drug sales approval may produce drugs by itself or may entrust other drug manufacturers. Similarly, a holder of drug sales approval may distribute the drugs by itself or entrust a drug sales enterprise for such distribution. The holder of drug sales approval shall not entrust drug manufacturer to produce blood products, anesthetics, psychotropic pharmaceuticals, toxic pharmaceuticals for medical treatment and pharmaceutical precursor chemicals, except as otherwise prescribed by the drug administrative department of the State Council.

### **Transfer of Drug Marketing Authorisation**

Pursuant to the Drug Administration Law of the PRC (《中華人民共和國藥品管理法》), subject to the approval by the drug administrative department of the State Council, a drug marketing authorisation holder may transfer its drug marketing authorisation. The transferee shall possess the capability of quality management, risk prevention and control and liability compensation to ensure the safety, efficacy and quality controllability of the drug, and perform the obligations of the drug marketing authorisation holder.

According to the Administrative Measures for Drug Registration (《藥品註冊管理辦法》), transfer of drug marketing authorisation by the holder shall be declared by way of supplementary application, and be implemented upon approval.

## REGULATORY OVERVIEW

Pursuant to the Administrative Measures for Drug Post-marketing Changes (for Trial Implementation) (《藥品上市後變更管理辦法(試行)》), drug post-marketing changes shall not have any adverse impact on the safety, effectiveness and quality controllability of drugs. In the case of an application for the change to a drug holder, the production site, prescription, production techniques and quality standards of the drugs shall be consistent with those of the original drugs. In the case of any change, after the change of the holder has been approved, the holder after the change shall conduct full study, evaluation and necessary verification and shall implement or report such changes upon approval or filing as required.

In the case of an application for the change of a holder of domestically manufactured drugs, the transferee shall, after obtaining the drug manufacturing permit for the corresponding production scope, submit a supplementary application to the CDE. In particular, in the case of an application for the change of a holder of narcotic drugs or psychotropic drugs, the transferee shall also meet the requirements for the quantity and layout of the designated manufacturers of narcotic drugs and psychotropic drugs as determined by the NMPA.

The CDE shall make a decision on whether to approve the change within the prescribed time limit. If the change is approved, the CDE shall issue a supplementary drug application notice with the drug approval number and the valid period of the certificate remaining unchanged. The CDE shall also send a copy thereof to the provincial drug regulatory authority at the place where the transferor, the transferee and the manufacturer are located.

The holder after the change shall have a production quality management system that meets the requirements specified in the GMP, undertake the obligations for the management of the drug in the whole life cycle, complete the continuous research work of the drug, ensure that the existing technical requirements are met after the drug is manufactured and marketed, and highlight the situation of the transferred drug in its initial annual report.

The transferred drug may be sold on the market after passing the inspection for compliance with the GMP and fulfilling the product release requirements.

The provincial drug regulatory authority at the place where the transferee is located shall focus on strengthening the supervision and inspection of the transferred drugs and timely incorporate such supervision and inspection into the daily supervision plan.

### **National Reimbursement Drug List**

Participants in the National Health Insurance Scheme and their employers (if any) have to pay a monthly premium. Participants may be reimbursed for all or part of the cost of medicines included in the medical insurance catalogue. The Notice on Provisional Measures for the Administration of the Scope of Medicines in the Basic Medical Insurance for Urban Workers (《城鎮職工基本醫療保險用藥範圍管理暫行辦法的通知》) (or the Medical Insurance Notice), jointly issued by the Ministry of Labour and Social Security of the People's Republic of China and the National Development and Reform Commission of the



People's Republic of China (the "NDRC") and other governmental organisations on May 12, 1999, stipulates that the medicines included in the medical insurance catalogue must be clinically necessary, safe and effective, reasonably priced, convenient to use and the supply of which can be guaranteed by the market.

The National Reimbursement Drug List for Basic Medical Insurance, Work Injury Insurance and Maternity Insurance (《國家基本醫療保險、工傷保險和生育保險藥品目錄》) (or the NRDL) sets out the standards for payment of medicines by the basic medical insurance, work injury insurance and maternity insurance funds. The Ministry of Human Resources and Social Security of the PRC and other governmental organisations have the authority to determine the drugs to be included in the NRDL. Drugs listed in the NRDL are divided into two parts: Class A and Class B. Class A drugs are widely used for clinical treatment, with favourable efficacy and lower prices than their counterparts, while Class B drugs are used for clinical treatment, with favourable efficacy and slightly higher prices than Class A drugs.

On January 13, 2023, the NHSA and the Ministry of Human Resources and Social Security of the PRC released the latest NRDL (effective from March 1, 2023), which has been expanded to cover a total of 2,967 drugs. Inclusion in the NRDL will generally result in increased sales volume and lower drug prices (which are determined on a case-by-case basis and negotiated based on factors such as the initial drug price).

On July 30, 2020, the NHSA issued the Provisional Measures for the Administration of Medicines for Basic Medical Insurance (《基本醫療保險用藥管理暫行辦法》) ("**Measures for the Administration of the NRDL**"), which came into effect on September 1, 2020. The Measures for the Administration of the NRDL provides guidance on the inclusion and adjustment of the NRDL and the payment, management and supervision of basic medical insurance. According to the Measures for the Administration of the NRDL, a dynamic adjustment mechanism shall be established for the NRDL, which shall be adjusted annually in principle.

### Drug Purchases by Hospitals

According to the Guiding Opinions concerning the Urban Medical and Health System Reform (《關於城鎮醫藥衛生體制改革的指導意見》) promulgated and came into effect on February 16, 2000, and the Opinions on the Implementation of Classification Management of Urban Medical Institutions (《關於城鎮醫療機構分類管理的實施意見》) promulgated on July 18, 2000 and came into effect on September 1, 2000, a medical institution must be defined as a for-profit or not-for-profit institution at the time of its establishment. A not-for-profit medical institution refers to a medical institution established for the purpose of public interest services, which maintains and develops the institution with its income, while a for-profit medical institution is established by investors for the purpose of investment return. The PRC government has not established any for-profit medical institutions, while non-government entities may establish for-profit medical institutions. Under PRC law, any not-for-profit medical institution must use a centralised tender system to purchase any pharmaceutical products, while any for-profit medical institution is not required to use such system.

## REGULATORY OVERVIEW

According to the Notice on the Trial Implementation of the Centralised Tender with Respect to Drug Purchases by Medical Institutions (《關於印發醫療機構藥品集中招標採購試點工作若干規定的通知》) promulgated and came into effect on July 7, 2000, the Notice on the Further Standardizing of the Centralised Tender with respect to Drug Purchases By Medical Institutions (《關於進一步做好醫療機構藥品集中招標採購工作的通知》) promulgated and came into effect on August 8, 2001 and the Opinions concerning Further Regulating Drug Purchases by Medical Institutions through Centralised Tendering (《關於進一步規範醫療機構藥品集中採購工作的意見》) promulgated and came into effect on January 17, 2009, any not-for-profit medical institutions established and/or controlled by any government at the county level or above must use a centralised tender system for the procurement of drugs which are listed in the Catalogue of Drugs for National Basic Medical Insurance (《國家基本醫療保險藥品目錄》) and are generally for clinical use and bulk purchase.

The Good Practice of Medical Institutions with respect to Centralised Procurement of Drugs (《醫療機構藥品集中採購工作規範》) promulgated and came into effect on July 7, 2010, provides detailed provisions on the catalogue and procurement methods of centralised procurement of drugs, the procedures of centralised procurement of drugs, the evaluation methods of centralised procurement of drugs, and the construction and management of the expert pools, further regulates the centralised procurement of drugs and clarifies the code of conduct of the parties involved in centralised procurement of drugs. According to the Good Practice of Medical Institutions with respect to Centralised Procurement of Drugs (《醫療機構藥品集中採購工作規範》), not-for-profit medical institutions established by the government at the county level or above or state-owned enterprises (including state-controlled enterprises) must participate in the centralised procurement of drugs for medical institutions. The centralised procurement management authority at provincial (district or municipal) level is responsible for compiling the catalog of drugs for centralised procurement by medical institutions within its own administrative region, and narcotic drugs and Class I psychoactive drugs under special management by the State are not included in such catalog for centralised procurement; Class II psychoactive drugs, radioactive pharmaceuticals, toxicity drugs for medical use, crude drugs, traditional Chinese medicinal materials and traditional Chinese medicine decoction pieces may be excluded from such catalog for centralised procurement.

According to the Guidance Opinion of the General Office of the State Council on the Improvement of the Drug Centralized Procurement Work of Public Hospitals (《國務院辦公廳關於完善公立醫院藥品集中採購工作的指導意見》) promulgated and came into effect on February 9, 2015, the centralised procurement work of public hospitals will be improved through the purchase of drugs by classification. All drugs used by public hospitals (with the exception of traditional Chinese medicine decoction pieces) should be procured through a provincial centralised pharmaceutical procurement platform. The provincial drug procurement agency should work out a summary of the procurement plans and budget submitted by hospitals and compile reasonably a drug procurement catalog of the hospitals within its own administration region, listing by classification the drugs to be procured through bids, negotiations, direct purchases by hospitals or to be manufactured by appointed pharmaceutical manufacturers.

### The Drug Centralized Procurement in “4+7 Cities” and Nationwide

On November 15, 2018, the Joint Procurement Office published the Papers on Drug Centralised Procurement in “4+7 Cities” (《4+7城市藥品集中採購文件》, the “**Paper**”), which launched the national pilot scheme for drugs centralised tendering with minimum procurement quantities. The pilot scheme will be carried out in 11 cities, including Beijing, Tianjin, Shanghai, Chongqing, Shenyang, Dalian, Xiamen, Guangzhou, Shenzhen, Chengdu and Xi’an (the “**4+7 cities**”).

On January 1, 2019, the General Office of the State Council also published the Notice of Issuing Pilot Program of the Centralised Procurement and Use of Drugs Organized by the State (《國務院辦公廳關於印發國家組織藥品集中採購和使用試點方案的通知》), which provides the detailed measures in the implementation of the national pilot scheme for drugs centralised tendering with minimum procurement quantities in the 4+7 cities.

In principle, the various types of pilot drugs covered by the Pilot Program of the Centralized Procurement and Use of Drugs should be selected from the generic names of drugs that have passed the consistency assessment on quality and efficacy.

The procurement process should be based on the number of pharmaceutical enterprises selected: if three or more pharmaceutical enterprises are selected, the procurement should be conducted through an open tender process; if two enterprises are selected, the procurement should be conducted through a bargaining process; and if only one enterprise is selected, the terms of the procurement should be determined through negotiation.

According to the Implementing Opinions on Expanding the Pilot Program for Conducting Centralised Procurement and Use of Drugs by the State to Wider Areas (《關於國家組織藥品集中採購和使用試點擴大區域範圍的實施意見》) promulgated and came into effect on September 25, 2019, together with the Documents on National Centralised Drug Procurement (GY-YD2021-1) (《全國藥品集中採購文件》) issued by the Joint Procurement Office on January 15, 2021, the centralised procurement program of drugs has been extended to the whole country. The centralised volume-based procurement program of drugs will be implemented on a nationwide basis. Eligible participants include all drug manufacturers, sole agents of imported drugs and holders of marketing authorisations for drugs, provided that they own the drugs covered by the centralised purchasing program.

The NHSA, the NHC, the NMPA, the MIIT and the Ministry of Logistics and Security of the Central Military Commission jointly issued the Circular on Conducting the Second Batch of Centralised Procurement and Use of Drugs Organised by the State (《關於開展第二批國家組織藥品集中採購和使用工作的通知》) (the “**Circular**”), which became effective on January 13, 2020, and stipulated a number of principles for the implementation of the centralised procurement of drugs by the State in order to comprehensively deepen the reforms and to establish a standardised and regularised centralised purchasing program of drugs nationwide. The Joint Procurement Office issued the Documents on National Centralised Drug Procurement (GY-YD2020-1) (《全國藥品集中採購文件(GY-YD2020-1)》) on July 29, 2020 to launch a new batch of centralized procurement of drugs that meet the conditions for centralised procurement.

On January 22, 2021, the General Office of the State Council issued the Opinions on Promoting the Normalisation and Institutionalisation of the Centralised Volume-based Procurement of Drugs (《關於推動藥品集中帶量採購工作常態化制度化開展的意見》), stating that various measures will be taken to promote the normalisation and institutionalisation of the centralised volume-based procurement of drugs nationwide. All public medical institutions are required to participate in the centralised drug procurement program. The future procurement catalogue will include drugs with high market demand or high procurement prices that are included in the NRDL, and is expected to cover, as far as possible, domestically marketed drugs with clinical utility and reliable quality.

The Joint Procurement Office issued the Documents on National Centralised Drug Procurement (GY-YD2021-2) (《全國藥品集中採購文件(GY-YD2021-2)》) on June 2, 2021, the Documents on National Centralised Drug Procurement (Insulin Specific) (GY-YD2021-3) (《全國藥品集中採購文件(胰島素專項)(GY-YD2021-3)》) on November 5, 2021, the Documents on National Centralised Drug Procurement (GY-YD2022-1) (《全國藥品集中採購文件(GY-YD2022-1)》) on June 20, 2022, the Documents on National Centralised Drug Procurement (GY-YD2023-1) (《全國藥品集中採購文件(GY-YD2023-1)》) on March 2, 2023, and the Documents on National Centralised Drug Procurement (GY-YD2023-2) (《全國藥品集中採購文件(GY-YD2023-2)》) on October 13, 2023, to launch the fifth, sixth, seventh, eighth and ninth batches of centralised drug procurement.

### Drug Distribution and Two-Invoice System

According to the Implementing Opinions on Promoting the “Two-Invoice System” for Drug Procurement By Public Medical Institutions (For Trial Implementation) (《關於在公立醫療機構藥品採購中推行「兩票制」的實施意見(試行)》) which was issued on December 26, 2016, the Two-Invoice System is a system under which invoices are issued by drug manufacturers to drug distributors on a once-off basis while invoices are issued by drug distributors to medical institutions on a once-off basis. Wholly-owned or holding commerce companies (there shall be only one commerce company throughout the country) and domestic general agents of overseas drugs (there shall be only one domestic general agent throughout the country) that are established by drug manufacturers or group enterprises integrating scientific research, manufacture, and trade to sell the drugs of these enterprise (groups) may be regarded as manufacturers. Within an enterprise that is a drug circulation group, the allocation of drugs between the group and wholly-owned (holding) subsidiaries or between wholly-owned (holding) subsidiaries should not be regarded as invoicing, but invoicing is allowed once at most.

According to the Several Opinions of the General Office of the State Council on Further Reform and Improvement in Policies of Drug Production, Circulation and Use (《國務院辦公廳關於進一步改革完善藥品生產流通使用政策的若干意見》), which was issued on January 24, 2017, on a priority basis, the Two-Invoice System would be promoted in pilot provinces (autonomous regions and municipalities directly under the Central Government) and pilot cities for public hospital reform, with the goal of having it implemented nationwide by 2018. Pharmaceutical companies must comply with the Two-Invoice System in order to engage in procurement processes with public hospitals.

### Drug Recall

According to the Measures on Drug Recall (《藥品召回管理辦法》) promulgated on December 10, 2007, latest amended in October 2022 and came into effect on November 1, 2022, the MAHs should establish and improve its recall system by collecting relevant information about drug safety and making an investigation and evaluation with respect to any drugs with potential safety hazards. If there are any potential safety hazards that endanger human health and life safety in respect of any drugs sold in PRC, such MAHs must start the drug recall procedures. The MAH is required to report its product recalls to the provincial branches of the NMPA and inform its distributors and other customers to cease using the products involved and to return them to the manufacturer. The reporting and notice time requirements range from one day to seven days, depending on the seriousness (classified into three levels) of existing or potential damage to human health. If the damage is serious (Level I), the recall notice must be made within one day, and the recall progress must be reported to the provincial drug regulatory authority every one day; If the damage is temporary or reversible (Level II), the recall notice must be made within three days, and the recall progress must be reported to the provincial drug regulatory authority every three days; If the drugs are generally not harmful to health but will be recalled for other reasons (Level III), the recall notice must be made within seven days, and the recall progress must be reported to the provincial drug regulatory authority every seven days. In addition to drug recall initiated by MAHs, regulatory authorities at provincial level may also require the MAHs to recall the drugs, if (i) after investigation and assessment, they determine that any MAH should have recalled its drugs but does not do so; or (ii) they determine the recall initiated by MAHs is not complete.

### Gathering, Collection and Filing of Human Genetic Resources

Pursuant to the Service Guide for Administrative Licensing of Gathering, Collection, Deal, Export and Exit Approval of Human Genetic Resources (《人類遺傳資源採集、收集、買賣、出口、出境審批行政許可事項服務指南》) promulgated by the Ministry of Science and Technology in July 2015 and the Notice on the Implementation of the Administrative License for the Gathering, Collection, Deal, Export and Exit of Human Genetic Resources (《關於實施人類遺傳資源採集、收集、買賣、出口、出境行政許可的通知》) promulgated by the Ministry of Science and Technology in August 2015, foreign investment sponsors who gather and collect human genetic resources through clinical trials should file a record with the China Human Genetic Resources Management Office through an online system. The Ministry of Science and Technology promulgated the Notice on Optimizing the Administrative Examination and Approval Process of Human Genetic Resources (《關於優化人類遺傳資源行政審批流程的通知》) in October 2017 and came into effect in December 2017, which has simplified the approval which simplified the approval for utilizing human genetic resources to obtain the marketing license of a drug in the PRC.



## REGULATORY OVERVIEW

Pursuant to the Regulations on the Management of Human Genetic Resources of the People's Republic of China (《中華人民共和國人類遺傳資源管理條例》) promulgated by the State Council in May 2019 and came into effect on July 1, 2019, the State supports the reasonable use of human genetic resources for scientific research, development of the biomedical industry, improvement of diagnosis and treatment technology, improvement of China's ability to guarantee biosafety and improvement of the level of people's health. Foreign organizations, individuals and institutions established or actually controlled by them shall not gather or preserve Chinese genetic resources in China, or provide Chinese genetic resources to foreign countries. In addition, the gathering, preservation, utilization and external provision of Chinese genetic resources shall conform to ethical principles and conduct ethical review in accordance with relevant regulations of the State.

On October 17, 2020, the SCNPC promulgated the Biosecurity Law of the PRC (《中華人民共和國生物安全法》) (the “**Biosecurity Law**”) which became effective on April 15, 2021, establishing a comprehensive legislative framework on the current regulations in the areas including prevention and control of outbreak of major newly-emerged infectious diseases, animal and plant epidemics, security of biotechnology research, development and application, biosafety management of pathogenic microbiology laboratories, security management of human genetic resources and biological resources, prevention of the invasion of alien species and protection of biodiversity, countermeasures against microbial resistance and prevention of bioterrorism and threat of biological weapons. According to the Biosecurity Law, the high-risk and medium-risk biotechnology research and development activities shall be carried out by legal entities lawfully established in the PRC, and shall be approved or filed; the establishment of a pathogenic microbiology laboratory shall be lawfully approved or filed; (i) collecting human genetic resources of important genetic families or specific areas in the PRC, or collecting human genetic resources of which the types and quantities are subject to provisions of the administrative department of health under the State Council, (ii) preserving human genetic resources of the PRC, (iii) using human genetic resources of the PRC to carry out international scientific research cooperation, or (iv) transporting, mailing or exiting human genetic resource materials of the PRC, shall be approved by the administrative department of health under the State Council.

## REGULATORY OVERVIEW

On May 26, 2023, the Ministry of Science and Technology promulgated the Implementation Rules for the Administrative Regulation on Human Genetic Resources (Draft for Comments) (《人類遺傳資源管理條例實施細則(徵求意見稿)》) (the “**Implementation Rules for HGR**”), which came into effect on July 1, 2023. The Implementation Rules for HGR further provide detailed implementation regulations for the Administration of Human Genetic Resources of the PRC, such as:

- Clarifying the scope of human genetic resource information, which shall include information resources generated from human genetic resource materials (such as human genes and genome data) and exclude clinical data, image data, protein data and metabolic data;
- Further clarifying the criteria to constitute a Foreign Entity, which shall include (i) any foreign organization or individual that holds directly or indirectly more than 50% of the shares, equity interests, voting rights, property shares or other interests in the institution, (ii) any foreign organization or individual that is able to dominate or have material effect on the decision-making or management of the institution through its voting right or other interests, although the shares, equity interests, voting rights, property share or other interests it directly or indirectly holds in the institution is less than 50%, (iii) any foreign organization or individual that is able to dominate or have material effect on the decision-making or management of the institution through investment relationship, contract or other arrangement; and (iv) other situations stipulated by laws, regulations and rules;
- Specifying the situations where security review may be required, which shall include: (i) human genetic resource information of important genetic families; (ii) human genetic resources information of specific regions, (iii) exome sequencing and genome sequencing information resources with a population greater than 500 cases; and (iv) other situation that may affect the public health, national security and social public interest of China;
- Further improving the clarity and efficiency of the administration of human genetic resources, for example, clarifying the method for the calculation of illegal gains and providing detailed exemptions on certain matters that are subject to approval.

### **Good Clinical Practice Certification and Compliance with the Good Clinical Practice (GCP)**

To improve the quality of clinical trials, the NMPA and NHC promulgated the Good Clinical Practice for Drug Trials (《藥物臨床試驗質量管理規範》) (the “**GCP**”) in April 2020 and came into effect on July 1, 2020, which aims to ensure that the clinical trials of drugs are standardized and the results are scientific and reliable, protecting the rights and safety of human subjects. Pursuant to the Opinions on Deepening the Reform of the Evaluation and Approval Systems and Encouraging Innovation of Drugs and Medical Devices (《關於深化審評審批制度改革鼓勵藥品醫療器械創新的意見》) promulgated by the general offices



of the Chinese Communist Party Central Committee and the State Council in October 2017, the qualification of clinical trial institutions shall be subject to filing management. Clinical trials should follow GCP and protocols approved by the ethics committee of each research center.

### **Administrative Protection and Monitoring Periods for New Drugs**

According to the Regulations on the Protection of New Drugs and Technology Transfer (《關於新藥保護及技術轉移的規定》) promulgated by the Ministry of Health in 1987, for any new drug approved by the Ministry of Health, if other entities have not received the technology transfer from the original entity who received the approval for sales, the production of approved new drug shall not be transplanted within the following period from the date of issuance of the “New Drug Certificate”: i. for Category 1 new drugs, 8 years (including a trial production period of two years); ii. for Category 2 new drugs, 6 years (including a trial production period of two years); iii. for Category 3 new drugs, 4 years; iv. for Category 4 new drugs, 3 years.

According to the Implementing Rules for PRC Drug Administration Law (《中華人民共和國藥品管理法實施條例》) issued by the State Council on August 4, 2002, and amended on February 6, 2016 and March 2, 2019 respectively, the NMPA may, for the purpose of protecting public health, provide for an administrative monitoring period of no longer than five years for new drugs approved to be manufactured, commencing from the date of approval. During the monitoring period of a new drug, the NMPA shall not approve any other enterprises applications to manufacture or import a similar drug.

On May 9, 2022, the Implementing Rules for PRC Drug Administration Law (Draft for Comments) (《中華人民共和國藥品管理法實施條例(徵求意見稿)》) (the Draft Implementing Rules) was proposed by the NMPA for public comments. The articles regarding administrative monitoring period for new drugs are deleted in the Draft Implementing Rules. However, the effective date of the Draft Implementing Rules has not been given and so far the Draft Implementing Rules have not taken effect.

### Regulation of Medical Devices

#### *Registration and Filing of Medical Devices*

##### *Classification of Medical Devices*

In the PRC, medical devices have been classified into three categories for administration based on the degree of risk. Class 1 medical devices shall refer to those devices with low risks, whose safety and effectiveness can be ensured through routine administration. Class 2 medical devices shall refer to those devices with moderate risks, which shall be strictly controlled and administered to ensure their safety and effectiveness. Class 3 medical devices shall refer to those devices with relatively high risks, which shall be strictly controlled and administered through special measures to ensure their safety and effectiveness. Class 2 and Class 3 medical devices shall obtain registration certificates. The classification of specific medical devices is set out in the Classification Catalogue of Medical Devices, which was promulgated by the NMPA on August 31, 2017, came into effect on August 1, 2018 and latest amended on August 15, 2023.

On September 9, 2022, the General Department of the NMPA issued the Guiding Opinions on Strengthening the Classified Supervision of the Production and Operation of Medical Devices (《關於加強醫療器械生產經營分級監管工作的指導意見》) (the “**Guiding Opinions**”), which came into effect from January 1, 2023. The Guiding Opinions requires that enterprises engaging in the production and operation of medical devices shall be subject to hierarchical supervision. The drug regulatory authorities classify medical device enterprises into four regulatory levels based on relevant risks, and implement corresponding regulatory measures for enterprises at different regulatory levels. For enterprises with good credit standing for long-term monitoring, the regulatory level may be lowered. For medical device registrants engaged in cross-regional entrusted production, entrusted production enterprises that only carry out entrusted production, and sales enterprises that set up additional warehouses in other places, the supervisory level shall be adjusted upward accordingly.

On September 29, 2022, the NMPA issued the Guidelines for Verification of Medical Device Registration Quality Management System (《醫療器械註冊質量管理體系核查指南》) to clarify the standards and requirements for the quality management of Class 2 and Class 3 medical devices, strengthen the verification of the medical device registration quality management system, and ensure the quality of the review work.

### Registration Inspection

According to the Administrative Measures for the Registration and Filing of Medical Devices (《醫療器械註冊與備案管理辦法》), applications for the registration of Class 2 and Class 3 medical devices should be subject to registration inspection. Medical device inspection institutions shall conduct registration inspection on the relevant products in accordance with the technical requirements of the products. Medical device inspection institutions shall have the qualifications for medical device inspection, conduct inspection within the scope of their acceptance, and conduct pre-evaluation on the technical requirements of the products submitted by the applicants.

## REGULATORY OVERVIEW

According to the Administrative Measures for the Registration and Filing of Medical Devices (《醫療器械註冊與備案管理辦法》), when applying for the registration of Class 1 medical devices or the registration of Class 2 and Class 3 medical devices, a product inspection report shall be submitted, which is a self-inspection report prepared by the applicant itself or an inspection report issued by a qualified medical device inspection institution.

### Clinical Evaluation

According to the Administrative Measures for the Registration and Filing of Medical Devices (《醫療器械註冊與備案管理辦法》), clinical evaluation should be conducted for the registration and filing of relevant device, unless (i) the working mechanism of the medical device is clear, the design is finalised, the production process is mature, and the medical devices of the same category that have been clinically applied for many years without any record of serious adverse events, and the regular use of the medical device will not be changed; or (ii) other non-clinical trial evaluation can prove the safety and effectiveness of such medical device.

On September 18, 2021, the NMPA promulgated the Notice of the NMPA on Issuing the 5 Technical Guiding Principles including the Technical Guiding Principles for Clinical Evaluation of Medical Devices (Notice No. 73 of 2021) (《國家藥監局關於發佈醫療器械臨床評價技術指導原則等5項技術指導原則的通告》(2021年第73號通告)), and organised the formulation of 5 technical guiding principles, including the Technical Guiding Principles for Clinical Evaluation of Medical Devices (《醫療器械臨床評價技術指導原則》), the Technical Guiding Principles for Determining whether to Conduct Clinical Trials of Medical Devices (《決策是否開展醫療器械臨床試驗技術指導原則》), the Technical Guiding Principles for the Clinical Evaluation of Medical Devices (《醫療器械臨床評價等同性論證技術指導原則》), the Technical Guiding Principles for the Clinical Evaluation Report for the Registration (《醫療器械註冊申報臨床評價報告技術指導原則》) and the Technical Guiding Principles for the Comparison and Explanation of Products Included in the Catalogue of Medical Devices Exempted from Clinical Evaluation (《列入免於臨床評價醫療器械目錄產品對比說明技術指導原則》), applicants for registration may, based on the above principles, decide whether the registered medical devices need to undergo clinical evaluation of medical devices, the clinical evaluation of the equivalence demonstration or the exemption from clinical evaluation, and submit the registration materials to the NMPA for registration and approval.

According to the Technical Guiding Principles for Clinical Evaluation of Medical Devices (《醫療器械臨床評價技術指導原則》), there are three ways to meet the relevant requirements for clinical evaluation for registration or filing of medical devices:

- (i) If the relevant device falls into the Exemption Catalogue (as defined below), the applicant must submit materials evidencing that the relevant device meets the description set forth in the Exemption Catalogue;
- (ii) If the device does not fall into the exemption catalogue, the applicant may analyse and demonstrate the safety and efficacy of such device based on clinical data or clinical trial data of other medical devices of the same category that have been commercialised;

- (iii) If the relevant device does not fall into the exemption catalogue and there are no other devices of the same category, or there is insufficient clinical data for such similar products, the applicant must conduct clinical trials for the relevant device to demonstrate its safety and efficacy.

For example, according to the Technical Guiding Principles for Clinical Evaluation of Medical Devices (《醫療器械臨床評價技術指導原則》), NW-100 is subject to Rule 3 and NW-200 is subject to Rule 2. In addition, NW-100 and NW-200 are classified as two registration units and will obtain separate registration certificates in accordance with the Guiding Principles for the Classification of Medical Devices Registration Units (《醫療器械註冊單元劃分指導原則》).

In summary, applicants for registration should make their own judgement based on the adequacy of clinical data collected. If the applicant has obtained sufficient clinical data, no clinical trial is required; If the applicant believes that the relevant information is insufficient, clinical trials should be conducted to demonstrate the safety and efficacy of such product. Whether a product can be exempted from clinical trials depends on the final review opinion of the NMPA and its provincial branches.

### Clinical Trial

The Exemption Catalogue (as defined below) is formulated, adjusted and published by the NMPA. On September 28, 2018, the NMPA promulgated the Notice on Issuing the Newly Revised Catalogue of Medical Devices Exempted from Clinical Trials (Notice No. 94 of 2018) (《關於公佈新修訂免於進行臨床試驗醫療器械目錄的通告》(2018年第94號通告)) (the “**2018 Catalogue**”), which came into effect from the date of its publication. The 2018 Catalogue contains two categories, namely medical device products and *in vitro* diagnostic reagents, covering 855 medical device products and 393 *in vitro* diagnostic reagents, respectively. On December 13, 2019, the NMPA promulgated the Notice on Issuing the List of New and Revised Medical Devices Exempted from Clinical Trials (Notice No. 91 of 2019) (《關於公佈新增和修訂的免於進行臨床試驗醫療器械目錄的通告》(2019年第91號通告)) (the “**2019 Revision**”), which added 148 medical devices and 23 *in vitro* diagnostic reagents, and amended the names and descriptions of 48 medical device products and 4 *in vitro* diagnostic reagents. On January 14, 2021, the NMPA issued the Notice on Issuing the Catalogue of Medical Devices Exempted from Clinical Trials (Second Batch Amendments) (Notice No. 3 of 2021) (《關於發佈免於進行臨床試驗醫療器械目錄(第二批修訂)的通告》(2021年第3號通告)) (the “**2021 Revision**”), which added 37 medical devices and 7 *in vitro* diagnostic reagents, and removed 16 medical devices. On September 16, 2021, the NMPA promulgated the Notice on Issuing the Catalogue of Medical Devices Exempted from Clinical Evaluation (Notice No. 71 of 2021) (《關於發佈免於臨床評價醫療器械目錄的通告》(2021年第71號通告)) (the “**2021 Catalogue**”), which came into effect on October 1, 2021 and covered 1,010 medical device products. On July 20, 2023, the NMPA promulgated the Notice on Issuing the Catalogue of Medical Devices Exempted from Clinical Evaluation (Notice No. 33 of 2023) (《關於發佈免於臨床評價醫療器械目錄的通告》(2023年第33號通告)) (the “**2023 Catalogue**”), which came into effect on the same date as promulgated. The 2018 Catalogue, the 2019 Revision, the 2021 Revision, the 2021 Catalogue and the 2023 Catalogue are collectively referred to as the “**Exempted Catalogues**”. The 2023 Catalogue superseded the 2018 Catalogue, the 2019 Revision, the 2021 Revision and the 2021 Catalogue. The 2023 Catalogue covers 1,025 medical device

## REGULATORY OVERVIEW

products, product components that are listed in the 2023 Catalogue and whose intended uses are the same as those prescribed in the 2023 Catalogue are exempt from clinical trials.

For medical device products that are not included in the Exemption Catalogues, the data obtained in clinical trials or clinical applications of similar medical devices shall be analysed and evaluated. If the safety and effectiveness of such medical devices can be demonstrated, the applicant may specify and submit the relevant supporting materials during the registration application process.

According to the Administrative Measures for the Registration and Filing of Medical Devices (《醫療器械註冊與備案管理辦法》), before conducting clinical trials for medical devices, the applicant for the clinical trial shall file the clinical trials with the provincial branch of the NMPA having jurisdiction over the applicant. If a clinical trial for a Class 3 medical device has a higher risk to the human body, the applicant shall obtain approval from the NMPA before conducting the clinical trial for such medical device.

Clinical trials of products that are not included in the Exemption Catalogues shall be conducted in accordance with the Good Clinical Practice for Medical Devices (2016) (《醫療器械臨床試驗質量管理規範(2016)》) (the “**Good Clinical Practice**”) jointly promulgated by the NMPA and the NHC on March 1, 2016 and came into effect on June 1, 2016. The Good Clinical Practice covers the entire process of clinical trials of medical devices, including, among others, the protocol design, implementation, monitoring, verification and inspection of clinical trials, as well as the collection, recording, analysing and summarising and reporting of data. Prior to the clinical trial, the applicant shall complete the pre-clinical research of the medical devices for trial, including, among others, the protocol design, implementation, monitoring, verification and inspection of the clinical trial, as well as the collection, recording, analysing and summarising and reporting of the data, and the results shall be able to support the clinical trial. Clinical trials of medical devices shall be conducted in two or more qualified medical device clinical trial institutions. Prior to the clinical trial, the clinical trial shall obtain the consent of the ethics committee of the clinical trial institution of medical devices, and the applicant, the clinical trial institution and the investigator shall reach a written agreement on the trial design, trial quality control, division of responsibilities in the trial, expenses related to the clinical trials to be borne by the applicant and the principles of treatment of possible injuries in the trial.

On March 30, 2022, the NMPA issued the Notice of the NMPA on the Implementation of Good Clinical Practice for Medical Devices (NMPA Notice No. 21 of 2022) (《國家藥監局關於實施〈醫療器械臨床試驗質量管理規範〉有關事項的通告》(國家藥監局2022年第21號通告)), which came into effect on May 1, 2022 and replaced the Good Clinical Practice for Medical Devices (2016) (《醫療器械臨床試驗質量管理規範(2016)》). According to the NMPA Notice No. 21 of 2022, the activities related to clinical trials of medical devices (including *in vitro* diagnostic reagents) for the purpose of applying for registration within the territory of the People’s Republic of China shall comply with the requirements of the Good Clinical Practice for Medical Devices. The Good Clinical Practice for Medical Devices covers the entire process of clinical trials for medical devices, including the design, implementation, supervision, inspection, data collection, data recording, data preservation, data analysis, data aggregation and data reporting of clinical trials for medical devices.



## REGULATORY OVERVIEW

Clinical trials of Class 3 medical devices with relatively high risks for human subjects shall be pre-approved by the NMPA before commencement. The Catalogue of Class 3 Medical Devices Requiring Clinical Trial Approval (2020 Revision) (《需進行臨床試驗審批的第三類醫療器械目錄》(2020年修訂版)) (the “**Catalogue**”) is formulated by the NMPA and is adjusted and promulgated from time to time. Prior to clinical trials, Class 3 medical devices that are not listed in the Catalogue shall be filed with the drug regulatory authorities of the province, autonomous region or municipality directly under the central government where the clinical trial is located.

### Registration and Filing

According to the Administrative Measures for the Registration and Filing of Medical Devices (《醫療器械註冊與備案管理辦法》), which was promulgated by the State Administration for Market Regulation (the “**SAMR**”) on August 26, 2021 and came into effect on October 1, 2021, Class 1 medical devices shall be subject to product filing administration. For medical devices manufactured domestically, the filing materials for Class 1 medical devices shall be submit to the drug supervision and administration departments of the city with districts where they are located; for Class 2 medical devices, the medical device registration certificate shall be issued after examination and approval by the drug supervision and administration departments of provinces, autonomous regions and municipalities directly under the central government; for Class 3 medical devices, the medical device registration certificate shall be issued after examination and approval by the National Medical Products Administration. In the process of technical review, if the applicant needs to supplement or correct the materials, the technical review management department shall inform all the contents that need to be supplemented or corrected in a lump sum. The applicant shall provide supplementary information as required by the notice within one year after receiving the supplementary and correction notice. The technical review management department shall complete the technical review within the prescribed time limit after receiving the supplementary materials.

The medical device registration certificate is valid for five years, and the holder of such certificate shall apply for renewal six months prior to the expiration of the validity period of the medical device registration certificate. There is no validity period for the filing period for Class 1 medical devices.

According to the Regulations on the Supervision and Administration of Medical Devices (《醫療器械監督管理條例》) (Order No. 276 of the State Council of the PRC, first promulgated on January 4, 2000 and further amended on March 7, 2014, May 4, 2017 and February 9, 2021, respectively, and the 2021 revision came into effect on June 1, 2021), unless the medical device holder (i) fails to submit an application for renewal of registration of medical devices within the prescribed time limit, or (ii) fails to meet the new mandatory requirements applicable to medical devices, or (iii) fails to complete the matters specified in the registration certificate of medical devices within the prescribed time limit, the registration certificate of medical devices shall be renewed and certified.

### Medical Device Registration and Filing System

The Regulations on the Supervision and Administration of Medical Devices (2021 Revision) (《醫療器械監督管理條例(2021修訂)》) clarifies the obligations that a registrant or filer of a medical device shall perform (i.e., an enterprise or research and development institution that has obtained the medical device registration certificate or has completed the medical device filing procedures). The registrant or filer of a medical device shall perform the following obligations: (i) establishing a quality management system that is compatible with the product and maintain its effective operation; (ii) formulating a post-marketing research and risk management and control plan and ensure its effective implementation; (iii) carrying out adverse event monitoring and re-evaluation in accordance with the law; (iv) establishing and implementing a product traceability and recall system; and (v) other obligations stipulated by the drug supervision and administration department of the State Council.

### Production Quality Management of Medical Devices

According to the Measures for the Supervision and Administration of the Production of Medical Devices (2017) (《醫療器械生產監督管理辦法(2017)》), which was promulgated and amended by the CFDA and came into effect on November 17, 2017, the following conditions shall be met for carrying out the production of medical devices: (i) with the production site, environmental conditions, production equipment and professional technicians suitable for the production of medical devices; (ii) with an organisation or full-time inspection personnel and inspection equipment for quality inspection of the medical devices produced; (iii) with a management system to ensure the quality of medical devices; (iv) with after-sales service capabilities suitable for the medical devices produced; (v) meet the requirements of product development and production process documents.

On March 10, 2022, the State Administration for Market Regulation issued the Measures for the Supervision and Administration of the Production of Medical Devices (2022) (《醫療器械生產監督管理辦法(2022)》) (State Administration for Market Regulation Circular [2022] No. 53), which came into effect on May 1, 2022 and replaced the Measures for the Supervision and Administration of the Production of Medical Devices (2017) (《醫療器械生產監督管理辦法(2017)》). From May 1, 2022, the new application for medical device production and operation activities shall be subject to licensing or filing in accordance with the relevant provisions of the Measures for the Supervision and Administration of the Production of Medical Devices (2022) (《醫療器械生產監督管理辦法(2022)》).

To establish a production enterprise for Class 1 medical devices, the record-filing for the production of Class 1 medical devices shall be filed with the drug supervision and administration department at the city with districts where it is located. To establish a production enterprise for Class 2 and Class 3 medical devices, the application for production license shall be submitted to the food and drug supervision and administration department of the province, autonomous region or municipality directly under the Central Government where it is located. The validity period of the Medical Device Production License (《醫療器械生產許可證》) shall be five years, and if the validity



period of the Medical Device Production License (《醫療器械生產許可證》) is to be extended upon expiry, the medical device manufacturer shall apply with the original issuing authority for renewal of the Medical Device Production License (《醫療器械生產許可證》) six months prior to the expiry of the validity period. We have obtained the Medical Device Production License (《醫療器械生產許可證》) for Class 3 medical devices, which is within its validity period.

Pursuant to the Good Manufacturing Practice for Medical Devices (《醫療器械生產質量管理規範》) (the “**Good Manufacturing Practice**”), which was promulgated by the CFDA on December 29, 2014 and came into effect on March 1, 2015, medical device manufacturers shall comply with the requirements of the Good Manufacturing Practice in the process of design and development, production, sales and after-sales services of medical devices. A medical device manufacturer shall, in accordance with the requirements of Good Manufacturing Practice and taking into account the characteristics of its products, establish and improve a quality management system suitable for the medical devices it produces and ensure its effective operation. Enterprises shall implement risk management throughout the whole process of design and development, production, sales and after-sales services, and the measures adopted shall be compatible with the risks of products.

According to the Notice on Issuing Four Guiding Principles including the Guidelines for On-site Inspection of Good Manufacturing Practice for Medical Devices (《關於印發〈醫療器械生產質量管理規範現場檢查指導原則〉等4個指導原則的通知》) promulgated by CFDA and came into effect on September 25, 2015, during the on-site inspection of medical device registration and the on-site inspection of production license (including changes), the inspection team shall, in accordance with the guiding principles, issue a recommended conclusion on the on-site inspection, which is divided into three situations, namely “passing the inspection”, “failing the inspection” and “reinspection after rectification”. In various supervision and inspection, if it is found that the key items do not meet the requirements, or although there are only general items that do not meet the requirements but such general items may have a direct impact on product quality, the enterprise shall be required to suspend production for rectification; if it is found that the general items do not meet the requirements and do not have a direct impact on product quality, the enterprise shall be required to rectify within a time limit. The regulatory authorities shall review the recommended conclusions and on-site inspection materials submitted by the inspection team and issue the final inspection results.

### **Permit for Medical Device Operation and Operation and Quality Management Standards**

Pursuant to the Regulations on Medical Devices (《醫療器械條例》) and the Measures for the Supervision and Administration of the Operation of Medical Devices (《醫療器械經營監督管理辦法》) promulgated by the CFDA and came into effect on November 17, 2017, an entity engaging in the operation of Class 1 medical devices is not required to obtain approval from or register and file with the NMPA or its local counterparts; an entity engaging in the operation of Class 2 medical devices shall file with the drug supervision and administration department at the city with districts where it is located; an entity engaging in the operation of Class 3 medical devices shall apply to the municipal drug

supervision and administration department for an operation permit certificate. A medical device operation permit certificate shall have a validity period of five years and the certificate shall be renewed six months prior to its expiration. According to the Regulations on Medical Devices (《醫療器械條例》) and the Measures for the Supervision and Administration of Medical Devices Operation (《醫療器械經營監督管理辦法》), no entity shall sell or use medical devices that have not been properly registered or filed with the NMPA or its local counterparts. In addition, according to the Measures for the Supervision and Administration of the Operation of Medical Devices (《醫療器械經營監督管理辦法》), a registrant, a filer or a manufacturer of medical devices is not required to obtain an operation permit or make a filing for the sale of medical devices at its domicile or production address. The State Administration for Market Regulation amended the Measures for the Supervision and Administration of Medical Devices Operation (《醫療器械經營監督管理辦法》) on March 10, 2022, and came into effect on May 1, 2022, pursuant to which, the registered holder or filer of a medical device is not required to obtain a business license or record-filing for the sale of the medical devices it registered or filed at its domicile or production site, but it shall meet the prescribed business conditions, and if it stores or sells medical devices in other places, it shall still obtain a business license or conduct record-filing.

According to the Standards on Production and Quality Management of Medical Devices (《醫療器械經營質量管理規範》) promulgated by CFDA and came into effect on December 12, 2014 (First promulgated and implemented on December 12, 2014, and further revised on December 4, 2023. The 2023 revised version will come into effect on July 1, 2024), entities shall adopt effective quality control measures in the procurement, acceptance, storage, sales, transportation and after-sales services of medical devices.

### Centralised Procurement of Medical Devices

The PRC government has taken measures to encourage centralised procurement of high-value medical consumables through a tender process. In June 2007, the MOH promulgated the Notice on Further Strengthening the Administration of Centralised Procurement of Medical Devices (《關於進一步加強醫療器械集中採購管理的通知》), which requires all non-profit medical institutions established by governments at all levels, industries and state-owned enterprises to participate in the centralised procurement of medical devices. Centralised procurement is mainly carried out through public tender. On November 25, 2020, the National Healthcare Security Administration (the “NHSA”) issued the Reply of the NHSA on Proposal No. 7777 of the Third Session of the 13th National People’s Congress (Yi Bao Han [2020] No. 165) (《國家醫療保障局對十三屆全國人大三次會議第7777號建議的答覆》(醫保函[2020]165號)), which clearly states that the state is promoting the establishment of a provincial bidding and procurement platform integrating bidding, procurement, transaction, settlement and supervision, and promoting the construction of a regional and national alliance procurement mechanism. At the same time, the NHSA would coordinate the construction of a national unified medical security information platform and a drug and medical consumables procurement management sub-system to achieve national linkage of drug consumables procurement, distribution and supervision, and meet the needs of unified coding, unified mode, unified supervision and territorial management.

## The Centralized Procurement

On May 20, 2024, the National Healthcare Security Administration published the Notice of the National Healthcare Security Administration on Further Promotion of the Experience of Medical Reform in Sanming City and to Continuously Promote the Innovative Development of Medical Insurance (Yi Bao Han [2024] No. 25) (《國家醫療保障局關於進一步推廣三明醫改經驗持續推動醫保工作創新發展的通知》(醫保函[2024]25號)), providing instructions on the centralized procurement practice with an aim to continue the aggressive promotion of the centralized procurement of drugs and high-value medical consumables organized by national authorities, strengthen coordination among regions, guide and promote local governments to carry out centralized procurement in a regulated manner, support and coordinate targeted expansion of the scope of varieties of drugs and medical consumables under centralized procurement led by the willing and responsible provinces with the participation of all provinces, and form a new pattern of centralized procurement with the centralized procurement of drugs and high-value medical supplies organized by the State, and the centralized procurement of drugs and high-value medical supplies by the national alliance as the main body led by provinces, and centralized procurement of drugs and high-value medical supplies at the provincial level as the supplement.

On May 14, 2024, the National Healthcare Security Administration published the Notice of the National Healthcare Security Administration on Strengthening Regional Coordination to Improve the Quality and Coverage of Centralized Procurement of Pharmaceuticals in 2024 (Yibaobanfa [2024] No. 8) (《國家醫療保障局辦公室關於加強區域協同做好2024年醫藥集中採購提質擴面的通知》(醫保辦發[2024]8號)) to improve the centralized pharmaceutical procurement system, promote the quality and coverage of centralized volumed-based procurement, and further enhance the capacity and scale of local procurement alliances, and hence achieving linkage and coordinated progress at the national and local levels, including but not limited to the following:

### “I. Expanding the Scope of the Alliance and Forming a National Alliance for Centralized Procurement

The centralized procurement of drugs and high-value medical consumables by national authorities (hereinafter referred to as “**National VBP**”) shall be carried out by the Joint Procurement Office of drugs and consumables respectively, and all provinces shall participate in and earnestly implement such schemes. Provincial VBP will further strengthen coordination at the national level and shall be promoted to the national alliance for centralized procurement when certain conditions are met. Lead provinces will strengthen communication and coordination with the National Healthcare Security Administration, and invite all provinces to participate in the formation of the national alliance for centralized value-based procurement (hereinafter referred to as the “**National Alliance VBP**”). The National Healthcare Security Administration will coordinate and guide the National Alliance VBP, coordinate experts to provide technical support, and improve the ability to standardize work. Leading provinces shall capitalize on the experience of National and local VBPs, conduct in-depth investigations and studies, garner

the opinions and suggestions of all parties, form targeted procurement rules according to product features, and standardize the organization of procurement. In principle, all provinces shall participate in the National Alliance VBP, actively contribute ideas, monitor and manage the execution of VBP, and maximize the value of VBP. On key matters related to the effectiveness of VBP, such as quantity management, implementation of the agreed VBP volume, price management of non-selected products and the suspension of the network, it is necessary to establish a big picture view, which in principle shall be consistent with the lead provinces to avoid “negligence” and “non-compliance” in the implementation of policies. The National Alliance VBP shall treat all types of business entities fairly, and shall not set discriminatory rules under unreasonable conditions such as enterprise ownership, place of registration, scale, domestic and foreign investment, and strictly prevent “local protection”.

### II. Strengthening Overall Planning and Coordination, and Reasonably Determine Varieties of Procurement

The National Healthcare Security Administration will strengthen overall coordination in the selection of VBP varieties, expand the scope, reduce the overlapping of varieties between national and local VBPs, so that they complement each other. The National VBP for drugs focuses on drugs that have been evaluated in terms of consistency of quality and efficacy, and the National VBP for high-value medical consumables focuses on those with high prices, representative significance and popularity from the masses. Potential provinces with relevant conditions are encouraged to take the lead in carrying out National Alliance VBP, focusing on chemical drugs, proprietary Chinese medicines and Chinese herbal decoction pieces that have not been evaluated for consistency, and “major drugs” for clinically used drugs and consumables that have large purchase amounts and cover a wide range of people, and drugs and consumables that can be substituted or related to the clinical use of the VBP drugs. Each province shall carry out targeted procurement in its own province according to the characteristics and structure of the cost of pharmaceutical consumables in the region, the operation of the fund, and the situation and needs of the centralized rectification of corruption in the pharmaceutical field.

### **Centralised Procurement of High-value Medical Consumables**

On March 5, 2018, six other government departments including the NHC issued the Notice on Consolidating the Achievements of Eradicating Pharmaceutical Compensation for Medical Treatment and Continuously Deepening the Comprehensive Reform of Public Hospitals (《關於鞏固破除以藥補醫成果持續深化公立醫院綜合改革的通知》), which states that the deepening of the comprehensive reform of public hospitals includes, among other things, the implementation of centralised purchasing of high-value medical consumables on a categorical basis.

## REGULATORY OVERVIEW

On July 19, 2019, the General Office of the State Council published the Circular on the Reform Plan for the Governance of High-Value Medical Consumables (《治理高值醫用耗材改革方案的通知》), which emphasizes “exploring the centralised procurement of high-value medical consumables by category in accordance with the principles of volume-based procurement, volume-price pegging, and the promotion of market competition, encouraging healthcare organisations to jointly carry out volume-based negotiated procurement, and actively exploring cross-provincial alliance procurement.”

According to the Guiding Opinions on the Implementation of the Centralised Volume-based Procurement and Use of High-value Medical Consumables Organised by the State (《關於開展國家組織高值醫用耗材集中帶量採購和使用的指導意見》) jointly issued by the NHSA, the NMPA and other relevant government authorities on June 4, 2021, the State will focus on the procurement of some high-value medical consumables with large clinical consumption, high procurement amount, more mature clinical use, sufficient market competition and higher level of homogeneity. All public medical institutions shall participate in the centralised volume-based procurement of such high-value medical consumables.

On September 14, 2023, the Office of the High-value Medical Consumables Joint Organisation Organized by the State (國家組織高值醫用耗材聯合機構辦公室) published the Announcement on State-led Centralised Volume-Based Procurement of Medical Consumables of Artificial Intraocular Lens (IOLs) and Sports Medicine (No. 1) (《國家組織人工晶體類及運動醫學類醫用耗材集中帶量採購公告(第1號)》), to carry out centralised volume-based procurement of certain lens and sports medicine consumables. Specifically, 11 varieties of artificial IOLs and 20 varieties of sport medicine products were included in the volume-based procurement list. For sports medicine consumables that are not included in this round of volume-based procurement, including bone morphogenetic protein (BMP), local authorities regulate their prices through competitive bidding and price restriction.

On November 10, 2023, the Office of the High-value Medical Consumables Joint Organisation Organized by the State published the Announcement on Centralised Volume-Based Procurement of Medical Consumables of IOLs and Sports Medicine (No. 2) (《國家組織人工晶體類及運動醫學類醫用耗材集中帶量採購公告(第2號)》), which specifies the details of how to carry out centralised volume-based procurement of lens and sports medicine consumables. Specifically, among sports medicine related consumables, products containing bone morphogenetic protein BMP can volunteer to take part in the centralised volume-based procurement.

### Distribution of Medical Devices and Two-Invoice System

On December 26, 2016, eight government authorities including the SFDA jointly issued the Notice on the Implementation Opinions on the “Two-Invoice System” in Drug Procurement by Public Medical Institutions (Trial) (《關於在公立醫療機構藥品採購中推行「兩票制」的實施意見(試行)的通知》) (the “**Implementation Notice**”). According to the Implementation Notice, the “Two-Invoice System” refers to one invoice issued by a drug manufacturer to a distributor, and one invoice issued by a distributor to a medical institution. The Implementation Notice clarifies that the “Two-Invoice System” shall be



gradually implemented in the procurement of drugs by public medical institutions, and other medical institutions shall be encouraged to implement the “Two-Invoice System” and strive to implement at national level by 2018.

On March 5, 2018, six government authorities including the National Health Commission of the PRC jointly issued the Notice on Consolidating the Achievements of Cancelling Drug Markups and Deepening the Comprehensive Reform of Public Hospitals (《關於鞏固破除以藥補醫成果持續深化公立醫院綜合改革的通知》), requiring the implementation of centralised procurement of high-value medical consumables and the gradual implementation of the “Two-Invoice System” for the purchase and sales of high-value medical consumables.

On July 19, 2019, the General Office of the State Council issued the Notice on Printing and Distributing the Reform Plan for the Management of High-value Medical Consumables (《關於印發〈治理高值醫用耗材改革方案〉的通知》), which encourages local governments to reduce the circulation of high-value medical consumables and promote the openness and transparency of purchase and sales through the “Two-Invoice System” and other means. According to the Reply of the National Healthcare Security Administration on Proposal No. 1209 of the Second Session of the 13th National People’s Congress (《國家醫療保障局對十三屆全國人大二次會議第1209號建議的答覆》) issued by NHSA on July 23, 2019, considering the huge difference between high-value consumables and pharmaceuticals and the complexity of their clinical use and after-sales services, the issue of the application of “Two-Invoice System” for high-value consumables needs to be further studied.

### Price Controls

Pursuant to the Notice of Issuing the Opinions on Reform of Pricing System of Pharmaceuticals and Medical Services (《關於印發改革藥品和醫療服務價格形成機制的意見的通知》), which was jointly promulgated by the NDRC, the Ministry of Health of the PRC and the Ministry of Human Resources and Social Security of the PRC and came into effect on November 9, 2009, the management on the pricing of medical devices will be strengthened. For high value medical devices, especially for implantable and interventional medical devices, more reasonable pricing can be achieved by measures such as limiting price differentiation of the product in circulation and publishing market price information.

### Advertisements of Medical Devices

Pursuant to the Interim Administrative Measures for the Review of Advertisements for Drugs, Medical Devices, Health Food and Formula Food for Special Medical Purposes (《藥品、醫療器械、保健食品、特殊醫學用途配方食品廣告審查管理暫行辦法》), which was promulgated by the SAMR on December 24, 2019 and came into effect on March 1, 2020, advertisements for medical devices shall not be released without being reviewed by the relevant administration for market regulation and drug administration of provinces, autonomous regions or centrally-administered municipalities or other authorized administrative authorities. In addition, a publisher shall be responsible for the veracity and legitimacy of the contents of advertisements for medical devices.

## REGULATORY OVERVIEW

The contents of a medical device advertisement shall be based on the contents of the registration certificate or filing certificate approved by the drug administrations, or the registered or filed product instructions. Where the medical device advertisement involves the name, scope of application, functional mechanism or structure or composition, etc. of the medical device, the scopes of the registration certificate or filing certificate, or registered or filed product instruction shall not be exceeded.

According to the Interim Administrative Measures for the Review of Advertisements for Drugs, Medical Devices, Health Food and Formula Food for Special Medical Purposes (《藥品、醫療器械、保健食品、特殊醫學用途配方食品廣告審查管理暫行辦法》), all advertisements for medical devices recommended for personal use must prominently display a disclaimer stating, “Please read the product instructions carefully or purchase and use the product as directed by a health care professional.” If the product registration certificate of the medical device stipulates any contraindications or precautions, the advertisement shall include a disclaimer in a prominent position stating, “for contraindications and precautions, please refer to the instructions for details.”

### Medical Device Recalls

According to the Administrative Measures for Medical Device Recalls (《醫療器械召回管理辦法》), which was promulgated by the NMPA on January 25, 2017 and came into effect on May 1, 2017, according to the severity of defects in medical devices, a medical device recall can be divided into: (i) Class I recall, where the use of the medical device may cause or has caused serious health hazards; (ii) Class II recall, where the use of the medical device may cause or has caused temporary or reversible health hazards; or (iii) Class III recall, where the use of the medical device is less likely to cause harm but still needs to be recalled.

A medical device manufacturer shall determine the recall level according to the specific circumstances and scientifically design and implement the recall plan according to the recall level and the sales and use of the medical device.

## OTHER KEY LAWS AND REGULATIONS THAT ARE RELEVANT TO OUR BUSINESS

### Basic Medical Insurance Policy

Pursuant to the Decision on the Establishment of the Urban Employee Basic Medical Insurance Programme (《關於建立城鎮職工基本醫療保險制度的決定》) promulgated by the State Council on December 14, 1998 and the Tentative Measures for the Administration of the Scope of Medical Insurance Coverage for Pharmaceutical Products for Urban Employee (《城鎮職工基本醫療保險用藥範圍管理暫行辦法》) promulgated by the NDRC, the SDA and other authorities, came into effect on May 12, 1999, all employers in cities and towns, including enterprises (state-owned enterprises, collective enterprises, foreign-invested enterprises, private enterprises, etc.), institutions, public institutions, social organizations, private non-enterprise units and their employees are required to participate in basic medical insurance. Pursuant to the Guiding Opinions on the Pilot of Basic Medical Insurance for Urban Residents (《關於開展城鎮居民基本醫療保險試點的指導意見》) promulgated by the State Council on July 10, 2007, urban residents (not urban employees) in the pilot areas can voluntarily participate in the basic medical insurance for urban residents. Pursuant to the Opinions of the State Council on the Integration of the



Basic Medical Insurance System for Urban and Rural Residents (《國務院關於整合城鄉居民基本醫療保險制度的意見》) promulgated by the State Council on January 3, 2016, a unified basic medical insurance system for urban and rural residents was established, including the existing urban residents' medical insurance and all the insured personnel of New Rural Cooperative Medical System, covering all urban and rural residents except those who should be covered by the employee's basic medical insurance.

### Medical Insurance Catalogue

Pursuant to the Tentative Measures for the Administration of the Scope of Medical Insurance Coverage for Pharmaceutical Products for Urban Employee (《城鎮職工基本醫療保險用藥範圍管理暫行辦法》), the scope of medical insurance coverage for pharmaceutical products needs to be managed through the formulation of the Medical Insurance Catalogue. A pharmaceutical product listed in the Medical Insurance Catalogue must be clinically needed, safe, effective, reasonably priced, easy to use, available in sufficient quantity, and must meet the following requirements: it is set forth in the Pharmacopoeia of the PRC (current edition) (《中華人民共和國藥典》(現行版)); it meets the standards promulgated by the NMPA; and if imported, it is approved by the NMPA for import. According to the Opinions of the National Healthcare Security Administration and the Ministry of Finance on the Establishment of the Medical Insurance Treatment List System (《國家醫保局、財政部關於建立醫療保障待遇清單制度的意見》), which came into effect in January 2021, all regions shall strictly comply with the National Basic Medical Insurance Drugs Catalogue, and shall not formulate the catalogue by themselves or use any means to add drugs to the catalogue unless expressly provided by the State. After several adjustments, the currently effective Medical Insurance Catalogue (《醫療保險目錄》) is the National Drug Catalogue for Basic Medical Insurance, Work-Related Injury Insurance and Maternity Insurance (2023) (《國家基本醫療保險、工傷保險和生育保險藥品目錄(2023年)》), which came into effect on December 7, 2023.

### Drug Price

Pursuant to the Drug Administration Law, for drug products with market-regulated prices in accordance with the law, the drug marketing authorisation holder, the drug manufacturer, the drug distributor and medical institution shall determine the price pursuant to the principles of fairness, reasonableness, integrity and trustworthiness as well as quality for value in order to supply drug users with reasonably priced drug products; and shall comply with the requirements relating to drug price administration promulgated by the State Council's pricing authorities, determine and clearly mark the retail prices of drug products. Pursuant to the Notice on Issuing Opinions on Promoting Drug Price Reform (《關於印發〈推進藥品價格改革意見〉的通知》) jointly promulgated by NDRC, NHC, the Ministry of Human Resources and Social Security, the MIIT, the Ministry of Finance, the MOFCOM and the CFDA on May 4, 2015. From June 1, 2015, except for narcotic drugs and first-class psychotropic drugs, the price of drugs set by the government will be cancelled.

### Advertising of Pharmaceutical Products and Insert Sheet, Labels and Packaging of Pharmaceutical Products

Pursuant to the Interim Administrative Measures for the Review of Advertisements for Drugs, Medical Devices, Health Food and Formula Food for Special Medical Purposes (《藥品、醫療器械、保健食品、特殊醫學用途配方食品廣告審查管理暫行辦法》), which was promulgated by SAMR and came into effect on March 1, 2020, advertisements for drugs, medical devices, health food and formula food for special medical purposes shall be true and legitimate, and shall not contain any false or misleading contents. Holders of registration certificates or filing certificates of drugs, medical devices, health food and formula food for special medical purposes as well as the production enterprises and operating enterprises authorized by such holders of certificates shall be applicants for advertising (the “**Applicants**”). Applicants may entrust agents to apply for the review of advertisements for drugs, medical devices, health food and formula food for special medical purposes. Applicants may submit their applications at the acceptance windows of advertisement review authorities, or may submit their applications for advertisements for drugs, medical devices, health food and formula food for special medical purposes via letters, faxes, e-mails or e-government platforms. The advertisement review authorities shall review the materials submitted by the Applicants and shall complete the review within ten working days from the date of acceptance. After review, for that advertisements that are in line with laws, administrative regulations and the Interim Administrative Measures for the Review of Advertisements for Drugs, Medical Devices, Health Food and Formula Food for Special Medical Purposes, approval decisions of review shall be made and advertisement approval numbers shall be issued. The validity period of the advertisement approval number for drugs, medical devices, health food and formula food for special medical purposes shall be consistent with the shortest validity period of the product registration certificate, filing certificate or production license. If no valid period is prescribed in the product registration certificate, filing certificate or production license, the valid period of the advertisement approval number shall be two years.

Pursuant to the Measures for the Administration of the Insert Sheets and Labels of Drugs (《藥品說明書和標籤管理規定》), which was promulgated by SFDA and came effective on June 1, 2006, the insert sheets and labels of drugs should be reviewed and approved by the SFDA. A drug insert sheet should include the important scientific data, conclusions and information concerning drug safety and efficacy in order to direct the safe and rational use of drugs. The inner label of a drug should bear such information as the drug’s name, indication or function, strength, dose and usage, production date, batch number, expiry date and drug manufacturer, and the outer label of a drug should indicate such information as the drug’s name, ingredients, description, indication or function, strength, dose and usage, adverse reaction, contraindications, precautions, storage, production date, batch number, expiry date, approval number and drug manufacturer. Pursuant to the Measures for The Administration of Pharmaceutical Packaging (《藥品包裝管理辦法》) which came effective on September 1, 1988, pharmaceutical packaging must comply with the national and professional standards. If no national or professional standards are available, the enterprise can formulate its standards and put into implementation after obtaining the approval of the food and drug administration or bureau of standards at provincial level. The enterprise shall reapply with the relevant authorities if it needs to change its packaging standard. Drugs that without packing standards must not be sold or traded (except for drugs for the military).

### Drug Technology Transfer

Drug technology transfer refers to the process in which the owner drug manufacturing enterprise as transferee of drug technology transfers the drug production technology to the transferee drug manufacturing enterprise in accordance with the requirements of the relevant laws and regulations on drug technology transfer, and the application for drug registration by the transferee drug manufacturing enterprise. The standards for the process of drug technology transfer registration, including the application, evaluation, review, approval and supervision and administration of drug technology transfer registration, are regulated by the Administrative Measures for Drug Registration (《藥品註冊管理辦法》) and the Administrative Provisions on Drug Technology Transfer Registration (《藥品技術轉讓註冊管理規定》) promulgated by the CFDA on August 19, 2009. According to the above regulations, drug technology transfer is divided into new drug technology transfer and drug production technology transfer. Applications for drug technology transfer shall be submitted to the drug regulatory authorities at the provincial level, and the CFDA shall make the final approval decision based on the comprehensive opinions of the Centre for Drug Evaluation. If the requirements are met, the supplemental application approval document and the drug approval number shall be issued.

### LAWS AND REGULATIONS IN RELATION TO ADMINISTRATION OF PATHOGENIC MICROORGANISM LABORATORIES

According to the Regulations on the Bio-safety Management of Pathogenic Microbe Laboratories (《病原微生物實驗室生物安全管理條例》) promulgated by State Council and latest amended in March 2018, the pathogenic microorganism laboratories are classified into Level 1, Level 2, Level 3 and Level 4 in accordance with its biosafety level for pathogenic microorganisms and the national standards for the bio-safety. Laboratories at Bio-safety Level 1 and Level 2 are forbidden to conduct experimental activities relating to any highly pathogenic microbes. Laboratories at Bio-safety Level 3 and Level 4 shall meet certain requirements to conduct experimental activities relating to any highly pathogenic microbes. Newly building, rebuilding or expanding of Bio-safety Level 1 or Level 2 laboratories shall file with the relevant health administrative department or veterinary administrative department in the municipal people's government of the place where it is built. The laboratories of Bio-safety Level 3 and Level 4 shall be subject to the state accreditation for laboratories. Laboratories passing accreditation will be granted with Certificates for Bio-safety Laboratories at corresponding level. The certificate will be effective for five years.

### REGULATIONS IN RELATION TO INTELLECTUAL PROPERTY

#### Patent

Patents in the PRC are mainly protected by the Patent Law of the PRC (《中華人民共和國專利法》) (the “**Patent Law**”), which was promulgated by the SCNPC on March 12, 1984 and latest amended on October 17, 2020 and came into effect on June 1, 2021, and the Implementation Rules of the Patent Law of the PRC (《中華人民共和國專利法實施細則》) (the “**Implementation Rules**”), promulgated by the State Council on June 15, 2001 and last amended on December 11, 2023 and came into effect on January 20, 2024. The Patent Law and the Implementation Rules provide for three types of patents, namely “invention”, “utility model” and “design”. “Invention” refers to any new technical solution relating to a product, a process or improvement thereof; “utility model” refers to any new technical solution relating to the shape, structure, or their combination, of a product, which is suitable for practical use; and “design” refers to any new design of the shape, pattern, color or the combination of any two of them, of a product, which creates an aesthetic feeling and is suitable for industrial application. The duration of a patent right for “invention” is 20 years, the duration of a patent right for “utility model” is 10 years and the duration of a patent right for “design” is 15 years, from the date of application. According to the Patent Law, for the purpose of public health, the patent administrative department of the State Council may grant mandatory licensing for patented drugs manufactured and exported to countries or regions which comply with the provisions of the relevant international treaty participated by the PRC.

The newly amended Patent Law introduces patent extensions to patents of new drugs that launched in the PRC, and stipulates that the Patent Administration Department under the State Council shall, upon request of the patentee, extend the patent term of relevant invention patents of the new drug that is approved to be listed on the market in China, to compensate for the time spent for the review and examination and approval of the listing of a new drug on the market. The compensated extension shall not exceed five years, and the total valid patent term after the new drug is approved for the market shall not exceed 14 years. Such newly adopted patent term extension rule benefits the Company through providing longer protection terms of patents applied or registered in the PRC and related to our product candidates. This rule needs to be further elaborated by the competent authority, and the benefits we could enjoy are subject to the relevant clarifications and explanations.

#### Trade Secret

According to the Anti-Unfair Competition Law of the PRC (《中華人民共和國反不正當競爭法》), promulgated by the SCNPC in September 1993 and last amended on April 23, 2019, the term “trade secrets” refers to technical and business information that is unknown to the public, has utility, may create business interests or profits for its legal owners or holders, and is maintained as a secret by its legal owners or holders. Under the Anti-Unfair Competition Law of the PRC, business persons are prohibited from infringing others’ trade secrets by: (i) acquiring a trade secret from the right holder by theft, bribery, fraud, coercion, electronic intrusion, or any other means; (ii) disclosing, using, or allowing another person to use a trade secret acquired from the right holder by any means as

specified in the item (i) above; (iii) disclosing, using, or allowing another person use a trade secret in its possession, in violation of its confidentiality obligation or the requirements of the right holder for keeping the trade secret confidential; (iv) abetting a person, or tempting another person into or in acquiring, disclosing, using, or allowing another person to use the trade secret of the right holder in violation of his or her non-disclosure obligation of the requirements of the right holder for keeping the trade secret confidential. If a third party knows or should have known of the above-mentioned illegal conduct but nevertheless obtains, uses or discloses trade secrets of others, the third party may be deemed to have committed a misappropriation of the others' trade secrets. The parties whose trade secrets are being misappropriated may petition for administrative corrections, and regulatory authorities may stop any illegal activities and impose fine on the infringing parties.

### Copyright

Copyright in the PRC is primarily protected by the Copyright Law of the PRC (《中華人民共和國著作權法》), which was promulgated by the SCNPC on September 7, 1990, last amended on November 11, 2020 and became effective on June 1, 2021, and the Implementation Regulations of the Copyright Law of PRC (《中華人民共和國著作權法實施條例》), which was promulgated by the State Council on August 2, 2002 and last amended on January 30, 2013. These law and regulation provide provisions on the classification of works and the obtaining and protection of copyright.

### Trademarks

Registered trademarks in the PRC are mainly protected by the Trademark Law of the PRC (《中華人民共和國商標法》), which was promulgated by the SCNPC on August 23, 1982 and latest amended on April 23, 2019 and came into effect on November 1, 2019, and the Implementation Rules of the Trademark Law of the PRC (《中華人民共和國商標法實施條例》), which were promulgated by the State Council on August 3, 2002 and latest amended on April 29, 2014 and came into effect on May 1, 2014. The Trademark Office is responsible for the registration and administration of trademarks throughout China and grants a term of ten years to registered trademarks. When it is necessary to continue using the registered trademark upon expiration of period of validity, a trademark registrant shall make an application for renewal within 12 months before the expiration in accordance with the requirements. If such an application cannot be filed within that period, an extension period of six months may be granted. The period of validity for each renewal of registration shall be ten years as of the next day of the previous period of validity. If the formalities for renewal have not been handled upon expiration of period of validity, the registered trademarks will be deregistered. Industrial and commercial administrative authorities have the authority to investigate any behavior in infringement of the exclusive right under a registered trademark in accordance with the law. In case of a suspected criminal offense, the case shall be timely referred to a judicial authority and decided in accordance with applicable laws.



### Domain Names

Domain names are regulated under the Administrative Measures on the Internet Domain Names (《互聯網域名管理辦法》) issued by the MIIT on August 24, 2017 and effective from November 1, 2017. The MIIT is the main regulatory authority responsible for the administration of PRC internet domain names. Domain names registrations are handled through domain name service agencies established under the relevant regulations, and the applicants become domain name holders upon successful registration. Communications administrative bureaus at provincial levels shall conduct supervision and administration of the domain name services within their respective administrative jurisdictions. Domain name registration services shall, in principle, be subject to the principle of “first apply, first register.” A domain name registrar shall, in the process of providing domain name registration services, ask the applicant for which the registration is made to provide authentic, accurate and complete identity information on the holder of the domain name and other domain name registration related information.

### REGULATIONS IN RELATION TO FOREIGN DIRECT INVESTMENT

Since January 1, 2020, the Foreign Investment Law of the PRC (《中華人民共和國外商投資法》) (the “**Foreign Investment Law**”) promulgated by the National People’s Congress (the “NPC”) has come into effect. The Law of the PRC on Sino-Foreign Equity Joint Ventures and the Law of the PRC on Wholly Foreign-Owned and Law of the PRC on Sino-Foreign Cooperative Joint Ventures abolished at the same time. Since then, the Foreign Investment Law has become the basic law regulating foreign-invested enterprises wholly or partially invested by foreign investors. While the organization form, institutional framework and standard of conduct of foreign-invested enterprises shall be subject to the provisions of the Company Law of the PRC and other laws. The PRC government will implement the management system of pre-entry national treatment and the Negative List for foreign investment abolished the original approval and filing administration system for the establishment and change of foreign-invested enterprises. Pre-entry national treatment refers to the treatment accorded to foreign investors and their investments at the stage of investment entry which is no less favourable than the treatment accorded to domestic investors and their investments. Negative List refers to a special administrative measure for the entry of foreign investment in specific sectors as imposed by the PRC. The PRC accords national treatment to foreign investment outside of the Negative List. The current Negative List is the Special Management Measures (Negative List) for the Access of Foreign Investment (2021 Revision) (《外商投資准入特別管理措施(負面清單)(2021年版)》) issued by the NDRC and the MOFCOM on December 27, 2021, which lists the special management measures for foreign investment access for industries regulated by the Negative List, such as equity requirements and senior management requirements. While strengthening investment promotion and protection, the Foreign Investment Law further regulates foreign investment management and proposes the establishment of a foreign investment information reporting system that replaces the original foreign investment enterprise approval and filing system of the MOFCOM. The foreign investment information reporting is subject to the Foreign Investment Information Reporting Method (《外商投資信息報告辦法》) jointly developed by the MOFCOM and the SAMR, which came into effect on January 1, 2020. According to the Foreign Investment Information Reporting Method, the MOFCOM is responsible for

coordinating and guiding the reporting of foreign investment information nationwide. The competent commercial department of the local people's government at or above the county level, as well as the relevant agencies of the Pilot Free Trade Zone and the National Economic and Technological Development Zone, are responsible for reporting information on foreign investment in the region. Foreign investors who directly or indirectly carry out investment activities in China shall submit investment information to the competent commercial department through the enterprise registration system and the National Enterprise Credit Information Publicity System and the reporting methods include initial reports, change reports, cancellation reports, and annual reports. Foreign investors who establish foreign invested enterprises in China or acquire domestic non-foreign-invested enterprises through equity merger and acquisition shall submit initial reports through the enterprise registration system when applying for the registration of the establishment of foreign-invested enterprises or applying for the registration of the change of the acquired enterprises. If the change in the information of initial reports involves registration or filing of the change of enterprises, foreign-invested enterprises shall submit change reports through the enterprise registration system when applying for the registration or filing of change of enterprises. If the change in the information of initial reports does not involve registration or filing of the change of enterprises, foreign-invested enterprises shall submit change reports through the enterprise registration system within 20 working days after the change. Foreign-invested listed companies may report information on changes in investors and their shareholdings only when the cumulative change in the foreign investors' shareholding ratio exceeds 5% or the foreign parties' shareholding or relative holding status have changed.

## LAWS AND REGULATIONS IN RELATION TO TAXATION AND FOREIGN EXCHANGE

### Laws and Regulations in Relation to Taxation

#### *Enterprise Income Tax ("EIT")*

In accordance with the PRC Enterprise Income Tax Law (《中華人民共和國企業所得稅法》) (the "EIT Law") (promulgated on March 16, 2007 and effective from January 1, 2008 and newly amended on December 29, 2018) and the Regulation on the Implementation of Enterprise Income Tax Law of the PRC (《中華人民共和國企業所得稅法實施條例》) (promulgated on December 6, 2007 and became effective from January 1, 2008, and revised on April 23, 2019), enterprises are classified as either "resident enterprises" or "non-resident enterprises". The "resident enterprises" are defined as enterprises set up in the PRC under the PRC laws or set up according to the foreign country/region's law whereas whose actual or de facto control is administered from within the PRC. Enterprises established under the foreign country/region's law with "de facto management bodies" outside the PRC, but have set up institutions or establishments in the PRC or, without institutions or establishments set up in the PRC, have income originating from the PRC, shall be considered as "non-resident enterprises". A resident enterprise shall pay EIT on its income originating from both inside and outside the PRC at an EIT rate of 25%. A non-resident enterprise that has establishments or places of business in the PRC shall pay EIT on its income originating from the PRC obtained by such establishments or places of business, and on its income which deriving outside PRC but has an actual connection with



such establishments or places of business, at the EIT rate of 25%. A non-resident enterprise that does not have an establishment or place of business in the PRC, or it has an establishment or place of business in the PRC but the income has no actual connection with such establishment or place of business, shall pay EIT on its passive income derived from the PRC at a reduced rate EIT of 10%.

The Administrative Measures for Determination of High-tech Enterprises (《高新技術企業認定管理辦法》) issued by the Ministry of Science and Technology, the MOF and the State Administration of Taxation (the “SAT”) on April 14, 2008 and became effective on January 1, 2008 and revised on January 29, 2016 and the EIT Law set out the sort of enterprises that are capable of enjoying tax reduction. Pursuant to the Circular of the State Administration of Taxation on the Issues Concerning Implementation of the Preferential Income Tax Policy for New High-Tech Enterprises (《國家稅務總局關於實施高新技術企業所得稅優惠政策有關問題的公告》) issued on June 19, 2017, the enterprise income tax rate of new high-tech enterprises requiring national major support should be reduced to 15%. The new high-tech areas with national major support, the administrative measures for the accreditation of new high-tech enterprises and the enterprise income tax law provide for the business types entitled to tax reduction.

### *Value-added Tax (“VAT”)*

According to Provisional Regulations on Value-added Tax of the PRC (《中華人民共和國增值稅暫行條例》) (the “VAT Regulations”) (promulgated by the State Council on December 13, 1993, came into effect on January 1, 1994, newly amended on November 19, 2017), and The Detailed Rules for the Implementation of the Provisional Regulations of the People’s Republic of China on Value-added Tax (Revised in 2011) (《中華人民共和國增值稅暫行條例實施細則(2011修訂)》) (promulgated by the MOF and was last amended on October 28, 2011 and came into effect on November 1, 2011), organizations and individuals engaging in the sale of goods or processing, repair and assembly services, the sale of services, intangible assets, immovables and importation of goods in the PRC shall be taxpayers of VAT, and shall pay VAT pursuant to these Regulations. The amount of VAT payable is calculated as “output VAT” minus “input VAT”. Pursuant to the VAT Regulations, the rate of VAT is 17% for those engaging in the sale of goods or labor services or tangible personal property leasing services or importation of goods except as otherwise provided by the VAT Regulations. The tax rate of VAT is 11% for the sales of the service of transportation, posting, basic telecommunications, construction and leasing real estate, the sale of real estate and the transfer of land use right, or sell or import the goods listed in the VAT Regulations.

## REGULATORY OVERVIEW

On April 4, 2018, MOF and SAT jointly promulgated the Circular of the Ministry of Finance and the State Administration of Taxation on Adjustment of Value-Added Tax Rates (《關於調整增值稅稅率的通知》), or Circular 32, according to which for VAT taxable sales acts or importation of goods originally subject to value-added tax rates of 17% and 11% respectively, such tax rates shall be adjusted to 16% and 10%, respectively. Circular 32 became effective on May 1, 2018 and shall supersede existing provisions inconsistent with Circular 32. On March 20, 2019, MOF, SAT and General Administration of Customs (“GAC”) jointly promulgated the Announcement on Policies for Deepening the VAT Reform (《關於深化增值稅改革有關政策的公告》), or Circular 39, according to which for general VAT payers’ sales activities or imports that are subject to VAT at a current applicable rate of 16% or 10%, the applicable VAT rate is adjusted to 13% or 9%, respectively. This Announcement came into force on April 1, 2019.

### LAWS AND REGULATIONS IN RELATION TO FOREIGN EXCHANGE

Under the Administrative Regulations of the PRC on Foreign Exchange (《中華人民共和國外匯管理條例》) (the “**Foreign Exchange Administrative Regulations**”) (promulgated by the State Council on January 29, 1996, newly amended on August 5, 2008), Renminbi is generally freely convertible for payments of current account items, such as trade and service-related foreign exchange transactions and dividend payments, but is not freely convertible for capital account items, such as direct investment or engaging in the issuance or trading of negotiable securities or derivatives unless the prior approval by the competent authorities for the administration of foreign exchange is obtained. In accordance with the Foreign Exchange Administrative Regulations, foreign-invested enterprises in the PRC may purchase foreign exchange without the approval of the State Administration of Foreign Exchange (the “SAFE”) for paying dividends by providing certain evidencing documents (board resolutions, tax certificates, etc.), or for trade and service-related foreign exchange transactions by providing commercial documents evidencing such transactions. They are also allowed to retain foreign currency (subject to a cap approval by the SAFE) to satisfy foreign exchange liabilities. In addition, foreign exchange transactions involving overseas direct investment or investment and trading in securities, derivative products abroad are subject to registration with the competent authorities for the administration of foreign exchange and approval or filings with the relevant government authorities (if necessary).

According to the Notice of the SAFE on Further Simplifying and Improving the Foreign Exchange Management Policies for Direct Investment (Hui Fa [2015] No. 13) (《國家外匯管理局關於進一步簡化和改進直接投資外匯管理政策的通知》) (匯發[2015]13號) (the “**Circular 13**”), which was promulgated by the SAFE on February 13, 2015 and came into effect on June 1, 2015, and was amended on December 30, 2019, the foreign exchange registration under domestic direct investment and the foreign exchange registration under overseas direct investment are directly reviewed and handled by banks in accordance with the Circular 13. The SAFE and its branches shall perform indirect regulation over the foreign exchange registration via banks.

According to the Circular on Reforming the Management Approach regarding the Settlement of Foreign Exchange Capital of Foreign-invested Enterprises (《關於改革外商投資企業外匯資金結匯管理方式的通知》) (the “**Circular 19**”) (promulgated by SAFE on March 30, 2015, and effective on June 1, 2015 and partially repealed on December 30, 2019), the foreign exchange capital of foreign-invested enterprises shall be subject to the Discretionary Foreign Exchange Settlement (the “**Discretionary Foreign Exchange Settlement**”). The Discretionary Foreign Exchange Settlement refers to the foreign exchange capital in the capital account of a foreign-invested enterprise for which the rights and interests of monetary contribution has been confirmed by the local foreign exchange bureau (or the book-entry registration of monetary contribution by the banks) can be settled at the banks based on the actual operational needs of the foreign-invested enterprise. The proportion of Discretionary Foreign Exchange Settlement of the foreign exchange capital of a foreign-invested enterprise is temporarily determined as 100%. The Renminbi converted from the foreign exchange capital will be kept in a designated account. If a foreign-invested enterprise needs to make a further payment from such assigned accounts, it still needs to provide supporting documents and go through the banks’ review process.

Pursuant to the Circular on Reforming and Regulating Policies on the Control over Foreign Exchange Settlement of Capital Accounts (Hui Fa [2016] No. 16) (《關於改革和規範資本項目結匯管理政策的通知》(匯發[2016]16號)) (the “**Circular 16**”) (promulgated by SAFE on June 9, 2016, which became effective simultaneously) and as amended on December 4, 2023, enterprises registered in the PRC (including Chinese-funded enterprises and foreign-invested enterprises, excluding financial institutions) may also convert their foreign debts from foreign currency to Renminbi on a self-discretionary basis. The Circular 16 provides an integrated standard for converting foreign exchange under capital account items (including but not limited to foreign exchange capital and foreign debts) on a discretionary basis which applies to all enterprises registered in the PRC. The Circular 16 reiterates the principle that Renminbi converted from foreign currency-denominated capital of a company may not be directly or indirectly used for purposes beyond its business scope or prohibited by PRC laws or regulations, and such converted Renminbi shall not be provided as loans to its non-affiliated entities, except where it is expressly permitted in the business license.

In accordance with the Circular on Further Promoting Cross-border Trade and Investment Facilitation (Hui Fa [2019] No. 28) (《國家外匯管理局關於進一步促進跨境貿易投資便利化的通知》) (匯發[2019]28號), which was issued by the SAFE and came into effect on October 23, 2019 and was amended on December 4, 2023, foreign-invested enterprise engaged in non-investment business are permitted to settle foreign exchange capital in RMB and make domestic equity investments with such RMB funds according to laws and regulations under the condition that the current Special Administrative Measures (Negative List) for Foreign Investment Access are not violated and the relevant domestic investment projects are true and compliant.

According to the Circular of the State Administration of Foreign Exchange on Further Deepening Reforms to Facilitate Cross-Border Trade and Investment (Hui Fa [2023] No. 28) (《國家外匯管理局關於進一步深化改革促進跨境貿易投資便利化的通知》) (匯發[2023]28號), which was issued by the SAFE and came into effect on December 4, 2023, the

## REGULATORY OVERVIEW

equity transfer consideration paid in foreign currency by domestic entities owe to domestic equity transferors (including institutions and individuals), as well as the foreign exchange funds raised by domestic enterprises listed overseas, can be remitted to the capital project settlement account directly. The funds in the capital project settlement account can be independently settled and utilized.

### LAWS AND REGULATIONS IN RELATION TO ANTI-BRIBERY

According to the Anti-Unfair Competition Law of the PRC (《中華人民共和國反不正當競爭法》) promulgated by SCNPC, as amended and effective as of April 23, 2019, and the Interim Provisions on the Prohibition of Commercial Bribery (《關於禁止商業賄賂行為的暫行規定》) promulgated by the SAIC on November 15, 1996, any business operator shall not provide or promise to provide economic benefits (including cash, other property or by other means) to a counter-party in a transaction or a third party that may be able to influence the transaction, in order to entice such party to secure a transactional opportunity or competitive advantages for the business operator. Any business operator breaching the relevant anti-bribery rules above-mentioned may be subject to administrative punishment or criminal liability depending on the seriousness of the cases.

### REGULATIONS IN RELATION TO INFORMATION SECURITY AND DATA PRIVACY

The Basic Standards and Practice of Medical Test Laboratory (for Trial Implementation) (《醫學檢驗實驗室基本標準和管理規範(試行)》), which was promulgated by the National Health and Family Planning Commission of PRC and came into force on July 20, 2016, provides that medical laboratories must establish information management and patient privacy protection policies. The Measures for the Administration of General Population Health Information (for Trial Implementation) (《人口健康信息管理辦法(試行)》) as promulgated by the National Health and Family Planning Commission of PRC in 2014 sets forth the operational measures for patient privacy protection in medical institutions. The measures regulate the collection, use, management, safety and privacy protection of general population health information by medical institutions. Medical institutions must establish information management departments responsible for general population health information and establish quality control procedures and relevant information systems to manage this information. Medical institutions must adopt stringent procedures to verify the general population health data collected, timely update and maintain the data, establish policies on the authorized use of this information, and establish safety protection systems, policies, practice and technical guidance to avoid divulging confidential or private information.

On May 28, 2020, the NPC approved the Civil Code of the PRC (《中華人民共和國民法典》) (the “**Civil Code**”), which came into effect on January 1, 2021. Pursuant to the Civil Code, the personal information of a natural person shall be protected by the law. Any organization or individual that need to obtain personal information of others shall obtain such information legally and ensure the safety of such information, and shall not illegally collect, use, process or transmit personal information of others, or illegally purchase or sell, provide or make public personal information of others.

The Personal Information Protection Law of the PRC (《中華人民共和國個人信息保護法》) (the “**Personal Information Protection Law**”), released by the SCNPC on August 20, 2021 and effective from November 1, 2021, stipulates the scope of personal information and establishes rules for processing personal information onshore and offshore. The Personal Information Protection Law sets forth certain specific personal information protection requirements, including but not limited to more specific inform and consent requirements in various contexts, strengthened and classified obligations of personal information processors, and more limitations and rules on process of personal information.

On June 10, 2021, the SCNPC promulgated the Data Security Law of People’s Republic of China (《中華人民共和國數據安全法》) (the “**PRC Data Security Law**”), which became effective on September 1, 2021. Pursuant to the PRC Data Security Law, data refers to any record of information in electronic or any other form and data processing includes but is not limited to the collection, storage, use, processing, transmission, provision, and public disclosure of data. Industrial sector, telecommunications, transportation, finance, natural resources, health, education, science and technology, and other departments shall undertake the duty to supervise data security in their respective industries and fields. The PRC Data Security Law stipulates that each organization or individual collecting data shall adopt legal and proper methods, and shall not steal or obtain data by other illegal methods, and the data processing activities shall comply with laws and regulations, respect social mores and ethics, comply with commercial ethics and professional ethics, be honest and trustworthy, perform obligations to protect data security, and undertake social responsibility; it shall not endanger national security, the public interest, or individuals’ and organizations’ lawful rights and interests.

On December 28, 2021, the Cyberspace Administration of China, or the CAC, together with other PRC governmental authorities, promulgated the revised Measures for Cybersecurity Review (《網絡安全審查辦法》), or the Cybersecurity Measures. Pursuant to the Cybersecurity Measures, (i) the purchase of network products and services of a critical information infrastructure operator and data processing activities of an online platform operator that affect or may affect national security shall be subject to the cybersecurity review, (ii) particularly, if a critical information infrastructure operator purchase network products and services that affect or may affect national security, or an online platform operator possessing personal information of over one million users and pursues a listing abroad (國外上市), such operator must apply for cybersecurity review, and (iii) relevant governmental authorities in the PRC may initiate cybersecurity review if such governmental authorities determine any network products and services, and data processing activities affect or may affect national security. On November 14, 2021, the CAC published the Regulations on the Administration of Cyber Data Security (Draft for Comments) (《網絡數據安全管理條例(徵求意見稿)》), or the Draft Cyber Data Regulations. The Draft Cyber Data Regulations provides that data processors conducting the following activities shall apply for cybersecurity review: (i) merger, reorganization, or division of internet platform operators that have acquired a large number of data resources related to national security, economic development, or public interests, which affects or may affect national security; (ii) a listing abroad by a data processor processing personal information of over one million users; (iii) a listing in Hong Kong which affects or may affect national security; or (iv) other data processing activities that affect or may affect national security.



## REGULATORY OVERVIEW

In December 2023, our PRC Legal Adviser conducted a telephone consultation (the “**Consultation**”) with China Cybersecurity Review, Certification and Market Regulation Big Data Center (中國網絡安全審查認證和市場監管大數據中心) (the “**CCRC**”), the competent institution appointed by the CAC to be responsible for accepting applications for cybersecurity review submitted by enterprises according to Article 7 of the Cybersecurity Review Measures, checking the application materials prima facie, and organizing the review under the Cybersecurity Review Measures. During the Consultation, our PRC Legal Adviser informed the CCRC official of our proposed Listing and the CCRC official confirmed that our proposed Listing does not fall within the scope of “pursuing a listing abroad” and therefore the cybersecurity review requirement under Article 7 of the effective Cybersecurity Review Measures is not applicable to the Company. Thus, our PRC Legal Adviser advises that, given that Hong Kong does not fall into the scope of “abroad”, our listing in Hong Kong does not constitute “seeking a listing abroad”, and in addition, we do not hold personal information of more than one million users, as described in Article 7 of the Cybersecurity Review Measures, therefore we are not required to proactively apply for cybersecurity review for our proposed Listing. The Cybersecurity Review Measures also provides that a critical information infrastructure operator purchasing network products and services, which affect or may affect national security, must apply for cybersecurity review. Our PRC Legal Adviser is also of the view that we are not obliged to file for the cybersecurity review when purchasing network products and services on the basis that (i) as the Regulations on Protection of Critical Information Infrastructure (《關鍵信息基礎設施安全保護條例》) (“**CIIO Regulation**”) stipulate that the competent authorities and the supervision and administration departments of the important industries and sectors involved in Chapter 2 (“**Protection Departments**”) of the CIIO Regulation shall be responsible for the security protection of critical information infrastructures, and the Protection Departments shall be responsible for organizing the recognition of the critical information infrastructures within the industries and sectors according to the recognition rules, and shall inform the recognized CIIO accordingly; and (ii) as of the Latest Practicable Date, we had not received any notification from Protection Departments of being identified as a CIIO. Based on the above factors, our PRC Legal Adviser is of the view that we are not required to initiate a submission for cybersecurity review in connection with the Listing under the effective Cybersecurity Review Measures as of the Latest Practicable Date.

On July 7, 2022, CAC promulgated Measures for the Security Assessment of Outbound Data Transfers (《數據出境安全評估辦法》), which became effective on September 1, 2022 and provide that a data processor is required to apply for security assessment for cross-border data transfer in any of the following circumstances: (i) where a data processor provides critical data to offshore entities and individuals; (ii) where a critical information infrastructure operator or a data processor which processes personal information of more than one million individuals provides personal information to offshore entities and individuals; (iii) where a data processor has provided personal information in the aggregate of more than 100,000 individuals or sensitive personal information of more than 10,000 individuals in total to offshore entities and individuals since January 1 of the previous year; or (iv) other circumstances prescribed by the CAC for which declaration for security assessment for cross-board transfer of data is required. As advised by our PRC Legal Adviser, the Measures for the Security Assessment of Outbound Data Transfers are not applicable to us currently, as the volume of personal information we process does not meet the relevant trigger thresholds, and our business does not involve the aforesaid cross-border transfer of critical data.

### REGULATIONS IN RELATION TO PRODUCT LIABILITY

The Product Quality Law of the PRC (《中華人民共和國產品質量法》), promulgated by the SCNPC on February 22, 1993 and latest amended on December 29, 2018 (the “**Product Quality Law**”), is the principal governing law relating to the supervision and administration of product quality. According to the Product Quality Law, manufacturers shall be liable for the quality of products produced by them and sellers shall take measures to ensure the quality of the products sold by them. A manufacturer shall be liable to compensate for any bodily injuries or damage to property other than the defective product itself resulting from the defects in the product, unless the manufacturer is able to prove that: (1) the product has never been circulated; (2) the defects causing injuries or damage did not exist at the time when the product was circulated; or (3) the science and technology at the time when the product was circulated were at a level incapable of detecting the defects. A seller shall be liable to compensate for any bodily injuries or damage to property of others caused by the defects in the product if such defects are attributable to the seller. A seller shall pay compensation if it fails to indicate neither the manufacturer nor the supplier of the defective product. A person who is injured or whose property is damaged by the defects in the product may claim for compensation from the manufacturer or the seller.

Pursuant to the PRC Civil Code (《中華人民共和國民法典》) promulgated by the NPC on May 28, 2020 and came into effect on January 1, 2021, where a patient suffers damage due to defects in drugs, manufacturers may seek compensation from the drug marketing authorisation holder or also from the medical institution. Where the patient seeks compensation from the medical institution, the medical institution, after it has made the compensation, shall have the right to recover the compensation from the liable drug marketing authorisation holder.

The Law of the PRC on the Protection of the Rights and Interests of Consumers (《中華人民共和國消費者權益保護法》) was promulgated on October 31, 1993 and latest amended on October 25, 2013 and came into effect on March 15, 2014 to protect consumers’ rights when they purchase or use goods and accept services. All business operators must comply with this law when they manufacture or sell goods and/or provide services to customers. All business operators must pay high attention to protecting customers’ privacy and must strictly keep confidential any consumer information they obtain during their business operations.



### REGULATIONS IN RELATION TO PRODUCTION SAFETY

The Production Safety Law of the PRC (《中華人民共和國安全生產法》), promulgated by the SCNPC on June 29, 2002 and latest amended on June 10, 2021 and came into effect on September 1, 2021, is the basic law for governing production safety. It provides that, any entity whose production safety conditions do not meet the requirements may operation entities shall educate and train employees regarding production safety so as to ensure that the employees have the necessary knowledge of production safety, are familiar with the relevant regulations and rules for safe production and the rules for safe operation, master the skills of safe operation in their own positions, understand the emergency measures, and know their own rights and duties in terms of production safety. Employees who fail the education and training programmes on production safety may not commence working in their positions. Safety facilities of new building, rebuilding or expanding project (the “**Construction Project**”) shall be designed, constructed and put into operation simultaneously with the main body of the project. Investment in safety facilities shall be included in the budget of the Construction Project.

### REGULATIONS IN RELATION TO ENVIRONMENTAL PROTECTION

According to the Environmental Protection Law of the PRC (《中華人民共和國環境保護法》), promulgated by the SCNPC on December 26, 1989 and latest amended on April 24, 2014 and coming into effect on January 1, 2015 (the “**Environmental Protection Law**”), the Environmental Impact Assessment Law of the PRC (《中華人民共和國環境影響評價法》), promulgated by the SCNPC on October 28, 2002 and latest amended on December 29, 2018, and the Administrative Regulations on the Environmental Protection of Construction Project (《建設項目環境保護管理條例》), promulgated by the State Council on November 29, 1998 and latest amended on July 16, 2017 and came into effect on October 1, 2017, enterprises which plan to construct projects shall engage qualified professionals to provide the assessment reports, assessment form, or registration form on the environmental impact of such projects. The assessment reports, assessment form, or registration form shall be filed with or approved by the relevant environmental protection bureau prior to the commencement of any construction work.

According to the Environmental Protection Law and the Regulation on Administration of Discharge Permit issued by the State Council on January 24, 2021 and came into effect on March 1, 2021, enterprises, public institutions and other producers and operators that are subject to the administration of discharge permit shall discharge pollutants in accordance with the requirements of the discharge permit; and those who have not obtained the discharge permit shall not discharge pollutants. The competent authorities in charge of environmental protection shall impose different administrative penalties on individuals or enterprises that violate the Environmental Protection Law. According to the Measures for Pollutant Discharge Permitting Administration (《排污許可管理辦法》), published by the Ministry of Ecology and Environment on April 1, 2024 came into effect on July 1, 2024, enterprises, public institutions and other producers and business operators shall, in accordance with factors such as the amount of pollutants produced, the amount of pollutants discharged and the extent of their impact on the environment, carry out the management of pollutant discharge permits with a focus, simplified management and pollutant discharge registration. The specific scope of pollutant discharging entities under priority pollutant

## REGULATORY OVERVIEW

discharge permitting administration or those under summary pollutant discharge permitting administration shall be governed by the classification administration list of pollutant discharge permitting for fixed pollution sources. The pollutant discharging entity that, in accordance with the law, shall apply for a pollutant discharge permit in accordance with the law and discharge pollutants in accordance with the relevant provisions. According to the Classification Management List for Fixed Source Pollution Permits (2019 Edition) (《固定污染源排污許可分類管理名錄(2019年版)》), the manufacturing of biological drugs and products falls into the classification management scope for fixed source pollution permits. The Ministry of Ecology and Environment is authorized to promulgate national environmental quality and pollutant emission standards as well as to supervise national environmental protection works. At the same time, local environmental protection authorities could set local standards that are more stringent than national standards, and in this regard, the enterprises concerned must comply with both national and local standards.

### REGULATIONS IN RELATION TO IMPORT AND EXPORT OF GOODS

According to the Provisions of the PRC on the Administration of Recordation of Customs Declaration Entities (《中華人民共和國海關報關單位備案管理規定》), promulgated by the General Administration of Customs of the PRC on November 19, 2021, which came into effect on January 1, 2022, where the consignee or consignor of imported or exported goods or a customs declaration enterprise applies for recordation, it shall obtain the qualification of market entities; particularly where the consignee or consignor of imported or exported goods applies for recordation, it shall be filed as a foreign trade business. Where the consignee or consignor of imported or exported goods or a customs declaration enterprise has undergone the formalities of recordation for customs declaration entities, branches that meet the requirements of the preceding paragraph may also apply for recordation for customs declaration entities.

### REGULATIONS ON ANTI-UNFAIR COMPETITION

According to the Anti-Unfair Competition Law of the PRC (《中華人民共和國反不正當競爭法》), or the Anti-Unfair Competition Law (《反不正當競爭法》), promulgated by the SCNPC on September 2, 1993, effective on December 1, 1993 and last amended on April 23, 2019, business operators shall abide by the principles of voluntariness, equality, fairness and honesty, and abide by laws and business ethics in market transactions. The unfair competition as referred to in the Anti-Unfair Competition Law (《反不正當競爭法》) refers to the acts of business operators that violate the provisions of the Anti-Unfair Competition Law (《反不正當競爭法》) in their production and operation activities, disturb the market competition order, and damage the legitimate rights and interests of other business operators or consumers. Operators who violate the provisions of the Anti-Unfair Competition Law (《反不正當競爭法》) shall bear civil liabilities, administrative liabilities and criminal liabilities depending on the specific circumstances.

### REGULATIONS IN RELATION TO EMPLOYMENT AND SOCIAL SECURITIES

Pursuant to the Labor Law of the PRC (《中華人民共和國勞動法》), promulgated by the SCNPC on July 5, 1994 and latest amended on December 29, 2018 and the Labor Contract Law of the PRC (《中華人民共和國勞動合同法》), promulgated by the SCNPC on

June 29, 2007 and latest amended on December 28, 2012 and came into effect on July 1, 2013, and the Implementing Regulations of the Labor Contracts Law of the PRC (《中華人民共和國勞動合同法實施條例》), which was promulgated by the State Council and came into effect in September 2008, employers shall execute written labor contracts with full-time employees. All employers shall comply with local minimum wage standards. Employers shall establish a comprehensive management system to protect the rights of their employees, including a system governing occupational health and safety to provide employees with occupational training to prevent occupational injury, and employers are required to truthfully inform prospective employees of the job description, working conditions, working location, occupational hazards, and status of safe production as well as remuneration and other conditions.

According to the Social Insurance Law of the PRC (《中華人民共和國社會保險法》), which was promulgated by the SCNPC on October 28, 2010 and latest amended on December 29, 2018, the Interim Regulations on the Collection and Payment of Social Security Funds (《社會保險費徵繳暫行條例》), which was promulgated by the State Council in January 1999 and last amended in March 2019, and the Regulations on the Administration of Housing Provident Fund (《住房公積金管理條例》), which was amended by the State Council on March 24, 2019, employers and/or employees are required to contribute to a number of social security funds, including funds for basic pension insurance, employment insurance, basic medical insurance, occupational injury insurance, maternity leave insurance, and to housing provident funds. These payments are made to local administrative authorities and employers who fail to contribute may be fined and ordered to rectify within a stipulated time limit.

The Prevention and Control of Occupational Diseases Law of the PRC (《中華人民共和國職業病防治法》), which was promulgated by the SCNPC on October 27, 2001 and latest amended on December 29, 2018 (the “**Prevention and Control of Occupational Diseases Law**”), is the basic law for the prevention and control of occupational diseases. According to the Prevention and Control of Occupational Diseases Law, budget for facilities for the prevention and control of occupational diseases of a construction project shall be included in the budget of the project and those facilities shall be designed, constructed and put into operation simultaneously with the main body of the project. The entity that takes charge of the project should carry out the assessment of the effectiveness of measures for the prevention and control of occupational diseases before the final acceptance of the construction project. In addition, employers shall take required administrative measures to prevent and control occupational diseases in work.

### Employee Stock Incentive Plans

On February 15, 2012, SAFE issued the Circular on Issues concerning the Foreign Exchange Administration for Domestic Individuals Participating in Share Incentive Plans of Overseas Publicly Listed Companies (《關於境內個人參與境外上市公司股權激勵計劃外匯管理有關問題的通知》) (the “**Share Incentive Rules**”). Under the Share Incentive Rules and relevant rules and regulations, PRC citizens or non-PRC citizens residing in China for a continuous period of not less than one year, who participate in any stock incentive plan of an overseas publicly listed company, subject to a few exceptions, are required to register with SAFE through a domestic qualified agent, which could be a PRC domestic company

participating in such stock incentive plan, and complete certain procedures. In addition, the State Administration of Foreign Exchange has issued circulars concerning employee share options or restricted shares. Under these circulars, employees working in the PRC who exercise share options, or whose restricted shares vest, will be subject to PRC individual income tax. The domestic qualified agent have obligations to file documents related to employee share options or restricted shares with relevant tax authorities and to withhold individual income tax of those employees related to their share options or restricted shares. If the employees fail to pay, or the PRC domestic companies fail to withhold, their individual income tax according to relevant laws, rules and regulations, the PRC domestic companies may face sanctions imposed by the tax authorities or other relevant PRC government authorities.

### REGULATIONS ON OVERSEAS ISSUE AND LISTING OF SECURITIES BY DOMESTIC ENTERPRISES

On February 17, 2023, the CSRC promulgated several regulations in relation to the record-filing administration of overseas offering and listing of domestic enterprises, including the Trial Measures for the Administration of Overseas Offering and Listing of Securities by Domestic Enterprises (《境內企業境外發行證券和上市管理試行辦法》) (the **“Trial Measures for Overseas Listing (《境外上市試行辦法》)”**) and a series of ancillary guidelines (together with the Trial Measures for Overseas Listing (《境外上市試行辦法》), the **“Overseas Listing Regulations”**). According to the Overseas Listing Regulations, where a domestic enterprise directly or indirectly issues and lists securities in an overseas market, it shall submit the required documents to the CSRC within three working days after submitting an application for overseas listing.

The Overseas Listing Regulations stipulate that an overseas offering and listing shall not be carried out under any of the following circumstances: (i) where the listing and financing is expressly prohibited by laws, administrative regulations or relevant state provisions; (ii) the overseas offering and listing may endanger national security as legally examined and determined by the relevant competent department of the State Council; (iii) the domestic enterprise or its controlling shareholders or de facto controllers has committed a criminal offence of corruption, bribery, embezzlement, misappropriation of property or disrupting the order of socialist market economic within the last three years; (iv) the domestic enterprise is under investigation due to suspected involvement in criminal action or significant violation of laws and regulations, and no clear conclusion has been reached; or (v) there is a material dispute as to the ownership of the equity interest held by the controlling shareholder or the shareholders under control of the controlling shareholder or the de facto controller.

On February 24, 2023, the CSRC and other three relevant government authorities jointly issued the Provisions on Strengthening the Confidentiality and Archives Management of Overseas Issuance and Listing of Securities by Domestic Enterprises (《關於加強境內企業境外發行證券和上市相關保密和檔案管理工作的規定》) (the **“Confidentiality Regulations (《保密規定》)”**), which came into effect on March 31, 2023. According to the Confidentiality Regulations (《保密規定》), any domestic enterprise that provides or publicly discloses any documents or information relating to state secrets or work secrets of state authorities to the relevant securities companies, securities service

agencies, overseas regulatory authorities and other entities or individuals shall, in accordance with the law, report to the competent authorities for approval and file with the competent confidentiality administrative authorities. The working papers of the securities companies and securities service institutions providing corresponding services for the overseas offering and listing of domestic enterprises generated within the PRC shall be kept within the PRC. If outbound despatch is required, approval procedures shall be carried out in accordance with relevant national regulations.

### Regulations on “Full Circulation” of H Shares

On November 14, 2019, the CSRC issued the Guidelines on Application for “Full Circulation” of Domestic Unlisted Shares of H Share Companies (the “**Guidelines**”) (《H股公司境內未上市股份申請「全流通」業務指引》(「《指引》」)), which was amended and came into effect on August 10, 2023. According to the Guidelines, “Full Circulation” refers to the listing and circulation of the domestic unlisted shares of an H-share company (including unlisted domestic shares held by domestic shareholders prior to overseas listing, unlisted domestic shares that are further issued in the PRC after overseas listing and unlisted shares held by foreign shareholders) on the Hong Kong Stock Exchange. Holders of unlisted domestic shares may, at their own discretion, negotiate and determine the number and proportion of shares to be applied for circulation, and entrust H-share companies to apply for “full circulation”, as well as entrust H-share companies to submit the “full circulation” filing documents to CSRC, subject to compliance with relevant laws and regulations as well as policy requirements in respect of state-owned assets management, foreign investment and industry regulation. According to the Guidelines, shareholders of unlisted shares in the PRC should handle the transfer of shares in accordance with the relevant business rules of CSDC, and H-share companies should submit a report on the relevant situation to the CSRC within 15 days after the completion of the transfer of the shares involved in the application to CSDC.

According to the Overseas Listing Regulations, where a domestic enterprise directly issues and lists its securities overseas, the shareholders holding unlisted domestic shares may, after filing, convert the above shares into overseas listed shares in accordance with the law and list and circulate the same on an overseas stock exchange. A domestic enterprise may also submit an application for “full circulation” at the same time when it submits an application for the overseas direct issuance and listing to the CSRC.

On December 31, 2019, China Securities Depository and Clearing Corporation Limited (“**CSDC**”) and the Shenzhen Stock Exchange (“**SZSE**”) jointly announced the Measures for Implementation of H-share Full Circulation Business (《H股「全流通」業務實施細則》) (the “**Measures for Implementation**”). The businesses in relation to the H-share full circulation business, such as cross-border transfer registration, maintenance of deposit and holding details, transaction entrustment and instruction transmission, settlement, management of settlement participants, services of nominal holders, etc. are subject to the Measures for Implementation.

In order to fully promote the reform of H-share full circulation and clarify the business arrangement and procedures for the relevant shares’ registration, custody, settlement and delivery, CSDC promulgated the Guide to the Program for Full Circulation



of H-shares (《H股「全流通」業務指南》) on February 7, 2020, which specifies the business preparation, account arrangement, cross-border share transfer registration and overseas centralized custody, and other relevant matters. In February 2020, China Securities Depository and Clearing (Hong Kong) Limited (“**CSDC (Hong Kong)**”) also promulgated the Guide of China Securities Depository and Clearing (Hong Kong) Limited to the Program for Full Circulation of H-shares to specify the relevant escrow, custody, agent service, arrangement for settlement and delivery, risk management measures and other relevant matters.

According to the Measures for Implementation and the Guide to the Program for Full Circulation of H-shares, shareholders who apply for H Share Full Circulation (“**Participating Shareholders**”) shall complete the cross-border transfer registration for conversion of relevant domestic unlisted shares into H Shares before dealing in the shares, i.e., CSDC as the nominal shareholder, deposits the relevant securities held by Participating Shareholders at CSDC (Hong Kong), and CSDC (Hong Kong) will then deposit the securities at HKSCC in its own name, and exercise the rights to the securities issuer through HKSCC, while HKSCC Nominees as the ultimate nominal shareholder is listed on the register of shareholders of H-share listed companies.

### SANCTIONS LAWS AND REGULATIONS

Our International Sanctions Legal Adviser has provided the following summary of the sanctions regimes imposed by their respective jurisdictions. This summary does not intend to set out the laws and regulations relating to the United States, the European Union, the United Nations and Australian sanctions in their entirety.

#### United States

##### *Treasury regulations*

OFAC is the primary agency responsible for administering U.S. sanctions programs against targeted countries, entities, and individuals. “Primary” U.S. sanctions apply to “U.S. persons” or activities involving a U.S. nexus (e.g., funds transfers in U.S. currency even if performed by non-U.S. persons), and “secondary” U.S. sanctions apply extraterritorially to the activities of non-U.S. persons even when the transaction has no U.S. nexus. Generally, U.S. persons are defined as entities organized under U.S. law (such as companies and their U.S. subsidiaries); any U.S. entity’s domestic and foreign branches (sanctions against Iran and Cuba also apply to U.S. companies’ foreign subsidiaries or other non-U.S. entities owned or controlled by U.S. persons); U.S. citizens or permanent resident aliens (“green card” holders), regardless of their location in the world; individuals physically present in the United States; and U.S. branches or U.S. subsidiaries of non-U.S. companies.

Depending on the sanctions program and/or parties involved, U.S. law also may require a U.S. company or a U.S. person to “block” (freeze) any assets/property interests owned, controlled or held for the benefit of a sanctioned country, entity, or individual when such assets/property interests are in the United States or within the possession or control of a U.S. person. Upon such blocking, no transaction may be undertaken or

## REGULATORY OVERVIEW

effected with respect to the asset/property interest — no payments, benefits, provision of services or other dealings or other type of performance (in case of contracts/agreements) — except pursuant to an authorization or license from OFAC.

OFAC's comprehensive sanctions programs currently apply to Cuba, Iran, North Korea, Syria, the Crimea region of Russia/Ukraine, and the self-proclaimed Luhansk People's Republic (LPR) and Donetsk People's Republic (DPR) regions (the comprehensive OFAC sanctions program against Sudan was terminated on October 12, 2017). OFAC also prohibits virtually all business dealings with persons and entities identified in the SDN List. Entities that a party on the SDN List owns (defined as a direct or indirect ownership interest of 50% or more, individually or in the aggregate) are also blocked, regardless of whether that entity is expressly named on the SDN List. Additionally, U.S. persons, wherever located, are prohibited from approving, financing, facilitating, or guaranteeing any transaction by a non-U.S. person where the transaction by that non-U.S. person would be prohibited if performed by a U.S. person or within the United States.

### United Nations

The United Nations Security Council (the "UNSC") can take action to maintain or restore international peace and security under Chapter VII of the United Nations Charter. Sanctions measures encompass a broad range of enforcement options that do not involve the use of armed force. Since 1966, the UNSC has established 30 sanctions regimes.

The UNSC sanctions have taken a number of different forms, in pursuit of a variety of goals. The measures have ranged from comprehensive economic and trade sanctions to more targeted measures such as arms embargoes, travel bans, and financial or commodity restrictions. The UNSC has applied sanctions to support peaceful transitions, deter non-constitutional changes, constrain terrorism, protect human rights and promote non-proliferation.

There are 14 ongoing sanctions regimes which focus on supporting political settlement of conflicts, nuclear non-proliferation, and counter-terrorism. Each regime is administered by a sanctions committee chaired by a non-permanent member of the UNSC. There are ten monitoring groups, teams and panels that support the work of the sanctions committees.

United Nations sanctions are imposed by the UNSC, usually acting under Chapter VII of the United Nations Charter. Decisions of the UNSC bind members of the United Nations and override other obligations of United Nations member states.

### European Union

Under European Union sanction measures, there is no 'blanket' ban on doing business in or with a jurisdiction targeted by sanctions measures. It is not generally prohibited or otherwise restricted for a person or entity to do business (involving non-controlled or unrestricted items) with a counterparty in a country subject to European Union sanctions where that counterparty is not a Sanctioned Person and not engaged in



## REGULATORY OVERVIEW

prohibited activities, such as exporting, selling, transferring or making certain controlled or restricted products available (either directly or indirectly) to, or for use in a jurisdiction subject to sanctions measures, provided that no funds and economic resources are made available to the Sanctioned Persons.

### **United Kingdom and United Kingdom overseas territories**

As of January 1, 2021, the United Kingdom is no longer an EU member state. EU law including EU sanctions measures continued to apply to and in the United Kingdom until December 31, 2020. EU sanctions measures had also been extended by the United Kingdom on a regime by regime basis to apply in the United Kingdom overseas territories, including the Cayman Islands. Starting from January 1, 2021, the United Kingdom applies its own sanctions programs and has extended its autonomous sanctions regimes to apply to and in the United Kingdom overseas territories.

### **Australia**

The Australian restrictions and prohibitions arising from the sanctions laws apply broadly to any person in Australia, and any Australian anywhere in the world, companies incorporated overseas that are owned or controlled by Australians or persons in Australia, and/or any person using an Australian flag vessel or aircraft to transport goods or transact services are subject to United Nations sanctions.

## HISTORY, DEVELOPMENT AND CORPORATE STRUCTURE

### OVERVIEW

We are a biopharmaceutical company in China with over 30 years of proven track record in the R&D, manufacturing, and commercialization of biopharmaceutical products and medical devices. We focus on four large and fast-growing therapeutic areas: orthopedics, metabolic diseases, oncology, and hematology.

Our history can be traced back to 1993, when our predecessor Hangzhou Jiuyuan Gene Engineering Co., Ltd. (杭州九源基因工程有限公司) was established and entered the pharmaceutical industry under the leadership of our former Director, Mr. Li Bangliang, amid the potential growth and development in the biopharmaceutical industry in the PRC. Our Company was founded by Zhongmei Huadong, Lin'an Fushi Biotechnology Company (臨安福士生物技術公司) ("**Lin'an Fushi**"), Yu Yu Engineering Co., Ltd. (裕友建設股份有限公司) ("**Yu Yu Engineering**"), and Senlion Investments Limited (源裕投資有限公司) ("**Senlion Investments**") in Hangzhou, Zhejiang in 1993, with an initial registered capital of US\$2,100,000. After multiple rounds of changes in our shareholding structure, our predecessor was converted into a joint stock limited company, 杭州九源基因工程股份有限公司. As of the Latest Practicable Date, the registered capital of the Company was RMB200,000,000, divided into 200,000,000 Shares with a nominal value of RMB1.00 each.

### KEY MILESTONE

The following table summarizes our key business development milestones:

Year	Milestone
1993	The predecessor of our Company, Hangzhou Jiuyuan Gene Engineering Co., Ltd. (杭州九源基因工程有限公司) was established
1996	We launched Jilifen in China
1997	Jipailin was approved for sale in China
1998	Jilifen was awarded with the second prize of Zhejiang Scientific and Technological Progress Award (浙江省科技進步獎) by the People's Government of Zhejiang Province  Jilifen was awarded with the first prize of Hangzhou Science and Technology Progress Award (杭州市科學技術進步獎) by the People's Government of Hangzhou
1999	Our "Recombinant Human Granulocyte Colony Stimulating Factor and its Products (重組人粒細胞集落刺激因子及其製品)" was included in the National Torch Program by the Ministry of Science and Technology of the PRC
2000	Recombinant Human bone morphogenetic protein-2 was included in the National High-tech R&D Program of China (863 Program)

## HISTORY, DEVELOPMENT AND CORPORATE STRUCTURE

Year	Milestone
2001	We were recognized as a Postdoctoral Research Station by the Ministry of Human Resources of the PRC
2003	We obtained NDA Approval for Jijufen in China
2006	We obtained NDA Approval for Yinuojia in China
2008	We were honored as one of the National High-tech Enterprises (國家高新技術企業)
2009	Guyoudao obtained NDA approval in China
2010	We were recognized as the Key High-tech Enterprises in the National Torch Program (國家火炬計劃重點高新技術企業) by the Ministry of Science and Technology of the PRC
2011	<p>We obtained IND approval for Jixinfen in China</p> <p>We established a Hangzhou academician expert workstation</p> <p>We were awarded with the 13th China Patent Excellence Award (第13屆中國專利優秀獎) by the China National Intellectual Property Administration for the invention patent of “A Method for the Purification and Production of Enoxaparin Sodium (一種依諾肝素鈉的純化生產方法)”</p> <p>Our project “Research on the Industrialisation and Development of Enoxaparin Sodium, an Antithrombotic Therapeutic Drug (抗血栓治療藥物依諾肝素鈉的產業化開發研究)” was included in the Scientific and Technological Major Program for the Significant New Drugs Development (重大新藥創製科技重大專項) by the National Health Commission of the PRC</p>
2012	We were recognized as a Green Enterprise of Zhejiang Province (浙江省綠色企業) by the Department of Environment Protection of Zhejiang Province
2015	<p>We were recognized as a National Intellectual Property Advantage Enterprise (國家知識產權優勢企業) by the China National Intellectual Property Administration</p> <p>We were awarded with the 17th China Patent Excellence Award (第17屆中國專利優秀獎) by China National Intellectual Property Administration for the invention of “the Production Method of Recombinant Human Interleukin 11 Expressed by Pichia pastoris (畢赤酵母表達重組人白介素11的生產方法)”</p>

## HISTORY, DEVELOPMENT AND CORPORATE STRUCTURE

Year	Milestone
2016	We obtained IND approval for JY29, for treating diabetes in China
2017	<p>We obtained IND approval for JY29, for losing weight in China</p> <p>Guyoudao was included in the List of Excellent Domestic Medical Equipment Products (優秀國產醫療設備產品目錄) by China Association of Medical Equipment</p>
2019	Our project “Industrialisation and Development of Liraglutide Injection, a Novel GLP-1 Receptor Agonist for the Treatment of Type 2 Diabetes Mellitus (用於治療2型糖尿病的新型GLP-1受體激動劑利拉魯肽注射液的產業化開發)” was included in the Scientific and Technological Major Program for the Significant New Drugs Development (重大新藥創製科技重大專項) by the National Health Commission of the PRC
2020	<p>We were granted “2020 Top 100 Chinese Pharmaceutical Innovative Enterprises (2020中國醫藥創新企業一百強)” by the Healthcare Executive (E藥經理人)</p> <p>We were awarded with the 21st China Patent Excellence Award (第21屆中國專利優秀獎) by the China National Intellectual Property Administration for the invention patent of “A Method for Determining the Fine Structure of Enoxaparin Sodium Based on Capillary Electrophoresis (一種基於毛細管電泳的依諾肝素鈉精細結構測定方法)”</p>
2021	We obtained IND approval for JY29-2 for diabetes indication in China
2022	<p>We obtained NDA Approval of Jifuwei in China</p> <p>We obtained IND approval for one Category I innovative antibody drug candidate (JY47) in China</p>
2023	<p>We obtained NDA approval of Jitansu in China</p> <p>NDA approval for liraglutide was obtained in China</p> <p>We obtained IND approval for one biosimilar antibody drug candidate (JY43) in China</p>

### OUR SUBSIDIARY

As of the Latest Practicable Date, we had one subsidiary, Cosmotrust Biopharmaceutical.

Cosmotrust Biopharmaceutical was established in the PRC on June 24, 2020 with a registered capital of RMB1,000,000. Its registered business scope includes the wholesale, import and export of pharmaceuticals, operation of Class 3 medical devices business and sales of Class 1 and Class 2 medical devices. As of the Latest Practicable Date, Cosmotrust Biopharmaceutical had been wholly owned by our Company since its establishment, and had no material operation.

### ESTABLISHMENT AND MAJOR SHAREHOLDING CHANGES OF OUR COMPANY

#### A. Establishment of our Company in 1993

Led by our former Director, Mr. Li Bangliang, the predecessor of the Company was established on December 31, 1993 in Hangzhou with an initial registered capital of US\$2,100,000 by Zhongmei Huadong, Lin'an Fushi, Yu Yu Engineering and Senlion Investments holding 30%, 20%, 35%, and 15% of the Company's then registered capital, respectively.

Zhongmei Huadong, our current single largest shareholder, focuses on the R&D, production and sales of pharmaceutical products, covering core areas in treatment of diabetes, immune transplantation, chronic kidney disease and digestive disorders. As of the Latest Practicable Date, Zhongmei Huadong was a wholly-owned subsidiary of Huadong Medicine. As Zhongmei Huadong and Huadong Medicine also operate within the pharmaceutical industry, in our ordinary course of business, we from time to time entered into transactions in relation to pharmaceutical products or services with Zhongmei Huadong, Huadong Medicine and their connected persons under normal commercial terms and on arm's length basis, including:

- *Acquisition of Guyoudao from Hangzhou Huadong Medicine Group Co., Ltd.* The terms and conditions for such transfer were arrived at after arm's length negotiation and are in line with the industry average for similar arrangements. For details of the transaction, please see "Business — Our Products — Our Marketed Products — Orthopedic Product"; and
- *Entering into the Liraglutide Transfer Agreements with Zhongmei Huadong.* For details of the transaction, please see "Business — Our Products — Our Marketed Products — Metabolic Disease Product".

For more details, please see "Business", "Relationship with our Single Largest Group of Shareholders" and "Connected Transactions".

## HISTORY, DEVELOPMENT AND CORPORATE STRUCTURE

There had been a series of equity transfers and capital increases from the establishment of our Company to December 31, 2020, among which:

- (i) in 1994, Yu Yu Engineering divested its investment in our Company through equity transfer due to changes in its own investment arrangements;
- (ii) in 1999, Senlion Investments divested its investment in our Company through equity transfer to realize capital gains from its investment; and
- (iii) as the then shareholders of Lin'an Fushi decided to manage their investment in our Company independently, Lin'an Fushi transferred its equity interest in our Company back to its shareholders or their designated entity. Such restructuring was completed in 2002, after which Lin'an Fushi was no longer a Shareholder.

Immediately before the Track Record Period, the shareholding structure of our Company was as follows:

No.	Shareholder	Registered capital (US\$)	Equity interest (%)
(1)	Zhongmei Huadong	1,412,720	21.06
(2)	Zhejiang Wangxin	1,150,884	17.16
(3)	Hangzhou Huasheng	1,089,988	16.25
(4)	CQFE	1,006,200	15.00
(5)	Highland Pharma	670,800	10.00
(6)	Hangzhou Weitai	671,036	10.00
(7)	Hangzhou Investment	584,580	8.71
(8)	Yingyuan Investment	121,792	1.82
<b>Total</b>		<b>6,708,000</b>	<b>100.00</b>

### B. Changes in Shareholding Structure of our Company during the Track Record Period

During the Track Record Period, there were several equity transfers by the Shareholders, a summary of which is set out below:

Date of agreement	Settlement date	Transferor	Transferee	Registered capital transferred	Consideration	Basis of consideration
July 31, 2023	August 29, 2023	Yingyuan Investment <sup>1</sup>	Mr. Wu Qiyuan (吳啟元) <sup>1</sup>	US\$121,792 <sup>1</sup>	RMB868,194	Arm's length negotiation with reference to the registered capital of our Company to be transferred

## HISTORY, DEVELOPMENT AND CORPORATE STRUCTURE

Date of agreement	Settlement date	Transferor	Transferee	Registered capital transferred	Consideration	Basis of consideration
July 31, 2023	August 15, 2023	Hangzhou Weitai <sup>2</sup>	Chengheda <sup>2</sup>	US\$245,525	RMB6,275,000	Arm's length negotiation with reference to the registered capital of our Company to be transferred and the audited net assets of our Company as of December 31, 2022
	August 15, 2023		Nanbeiju <sup>2</sup>	US\$169,226	RMB4,325,000	
	August 15, 2023		Qingfanghao <sup>2</sup>	US\$129,121	RMB3,300,000	
	August 20, 2023		Mr. Li Bangliang (李邦良) <sup>2</sup>	US\$78,255	RMB2,000,000	
	August 14, 2023		Mr. Wu Qiyuan <sup>2</sup>	US\$48,909	RMB1,250,000	
August 28, 2023	December 1, 2023	Zhejiang Wangxin*	Wanliyang*	US\$328,692	RMB40,670,000	Arm's length negotiation with reference to the Company's financial condition as of March 31, 2023

\* Denotes the Pre-IPO Investor(s) of our Company, further details of which are set out in the paragraphs headed "— Pre-IPO Investments" in this section.

### Notes:

1 At our Company's establishment, Lin'an Fushi was one of the shareholders. Our former director, Mr. Wu Qiyuan, indirectly held certain equity interest of our Company through it. In 2000, Lin'an Fushi decided to exit from our Company, and Mr. Wu intended to acquire the relevant equity interest.

However, under the then effective regulation, sino-foreign companies should be held by foreign entities or natural persons in collaboration with Chinese entities. Therefore, Mr. Wu entered into a nominee shareholding arrangement with Yingyuan Investment, pursuant to which Yingyuan Investment agreed to hold the equity interest in our Company (a then sino-foreign company) on behalf of Mr. Wu. In December 2000, Yingyuan Investment, as the nominee shareholder of Mr. Wu, acquired the equity in registered capital of US\$100,000 from Lin'an Fushi at nil consideration, based on arm's length negotiation and taking into account that the transferred equity interest had been beneficially owned by Mr. Wu according to a mutually agreed shareholding restructuring plan among the parties involved.

In August 2008, our Company increased its registered capital from US\$5,508,000 to US\$6,708,000 by capitalizing its distributable profit of 2007. As a result, the registered capital directly held by Yingyuan Investment was proportionately increased to US\$121,792.

As natural persons are explicitly permitted to be Chinese joint venturers in sino-foreign companies by Foreign Investment Law of the PRC, the nominee shareholding arrangement between Mr. Wu and Yingyuan Investment was terminated and the relevant equity interests were transferred from Yingyuan Investment back to Mr. Wu in 2023.



## HISTORY, DEVELOPMENT AND CORPORATE STRUCTURE

- 2 Hangzhou Weitai was established in 2006 under the PRC laws by certain members of the then management and key employees of our Company as a long-term equity incentive platform. To simplify and enhance the management of employee shareholding in our Company, we adopted some nominee shareholding arrangements in 2006.

Upon the establishment of Hangzhou Weitai, there were ten registered shareholders in total. Among them, five were nominee shareholders, who themselves were also beneficial owners of Hangzhou Weitai and our employees, held equity interests on behalf of other management members and employees of our Company. Immediately prior to termination of the nominee shareholding arrangement in 2023, there were ten registered shareholders in total, holding equity interests for themselves and/or other existing or retired employees, and/or reserved equity interests for other employees.

To dissolve the historical nominee shareholding arrangements and allocate the reserved equity interests to employees, in August 2023, Hangzhou Weitai transferred (i) the equity interests in registered capital of US\$48,909 previously held on behalf of Mr. Wu Qiyuan, who ceased to be our Director from December 2023, back to Mr. Wu Qiyuan himself; (ii) the equity interests in registered capital of US\$374,646 previously held on behalf of other employees to Qingfanghao and Chengheda, two employee shareholding platforms; (iii) the equity interests in registered capital of US\$78,225 to Mr. Li Bangliang in recognition of his contributions to the growth and development of our Group as a former Director, which incurred a one-off share award expense of RMB8,984,000 to the Company during the year ended December 31, 2023; and (iv) the equity interests in registered capital of US\$169,226 to Nanbeiju, an employee shareholding platform.

For details of each of Chengheda, Nanbeiju and Qingfanghao, please refer to the paragraphs headed “— Employee Shareholding Platforms” in this section.

Upon the completion of the above equity transfers, the shareholding structure of our Company was as follows:

No.	Shareholder	Registered capital (US\$)	Equity interest (%)
(1)	Zhongmei Huadong	1,412,720	21.06
(2)	Hangzhou Huasheng	1,089,988	16.25
(3)	CQFE	1,006,200	15.00
(4)	Zhejiang Wangxin	822,192	12.26
(5)	Highland Pharma	670,800	10.00
(6)	Hangzhou Investment	584,580	8.71
(7)	Wanliyang	328,692	4.90
(8)	Chengheda	245,525	3.66
(9)	Mr. Wu Qiyuan	170,701	2.54
(10)	Nanbeiju	169,226	2.52
(11)	Qingfanghao	129,121	1.92
(12)	Mr. Li Bangliang	78,255	1.17
<b>Total</b>		<b>6,708,000</b>	<b>100.00</b>

*Note:* The percentages in the table above do not aggregate to 100% due to rounding differences.

## HISTORY, DEVELOPMENT AND CORPORATE STRUCTURE

### C. Conversion into a Joint Stock Company

On December 5, 2023, our Company was converted into a joint stock company with its Chinese corporate name changed to 杭州九源基因工程股份有限公司. Upon the completion of the conversion, the registered capital of the Company became RMB200,000,000 which was divided into 200,000,000 Shares with a nominal value of RMB1.00 each.

Pursuant to the promoters' agreement dated November 13, 2023 which was signed by all the then Shareholders, (i) a portion of the Company's net assets value in an amount of RMB881,430,405.32 as of August 31, 2023 was converted into 200,000,000 Shares with a nominal value of RMB1.00 each, which were issued to the then Shareholders in proportion to their respective equity interests in the registered capital of our Company, and (ii) the remaining net assets value of RMB681,430,405.32 was credited as capital reserves of our Company.

Upon the completion of the conversion, the shareholding structure of our Company was as follows:

No.	Shareholder	Number of shares	Shareholding (%)
(1)	Zhongmei Huadong	42,120,453	21.06
(2)	Hangzhou Huasheng	32,498,151	16.25
(3)	CQFE	30,000,000	15.00
(4)	Zhejiang Wangxin	24,513,775	12.26
(5)	Highland Pharma	20,000,000	10.00
(6)	Hangzhou Investment	17,429,338	8.71
(7)	Wanliyang	9,800,000	4.90
(8)	Chengheda	7,320,364	3.66
(9)	Mr. Wu Qiyuan	5,089,475	2.54
(10)	Nanbeiju	5,045,498	2.52
(11)	Qingfanghao	3,849,762	1.92
(12)	Mr. Li Bangliang	2,333,184	1.17
<b>Total</b>		<b>200,000,000</b>	<b>100.00</b>

*Note:* The percentages in the table above do not aggregate to 100% due to rounding differences.

Our PRC Legal Adviser has confirmed that all the required consents, approvals, authorization or filings in relation to the changes of our shareholding described above have been made and obtained and the aforesaid changes in our shareholding have been legally and duly completed and settled.

## HISTORY, DEVELOPMENT AND CORPORATE STRUCTURE

### *Departing Directors during the Track Record Period*

There were nine departing Directors upon completion of the joint stock company conversion or during the Track Record Period:

- Mr. Li Bangliang, our former Chairman of the Board, resigned in November 2023 due to reaching the age of 77 and he would also like to devote more time to his family and personal matters. Mr. Li was not involved in any actual or pending litigation or investigation as of the date of his retirement. Mr. Li was responsible for the overall strategy planning and business operations and making key business and operational decisions of our Group. Given the fact that our core management team members (comprising Mr. Fu Hang, Mr. Zhou Wei, Mr. Sun Handong and Mr. Li Hui) remained in positions of responsibility with our Group throughout the Track Record Period and up to the Latest Practicable Date, Mr. Li's departure did not adversely affect our Group;
- the other eight former Directors were appointed as representatives by our shareholders. These eight Directors departed due to (i) the simplification of our Board's structure in preparation for our proposed Listing, or (ii) replacement by the respective shareholders nominating them to our Board. All of these eight Directors were in non-executive roles and were not involved in the day-to-day management and operation of our Group. They were primarily responsible for participating in major decisions on our Group's operations and development. Accordingly, their departure did not adversely affect our Group; and
- each of these departing Directors has confirmed that he/she did not have any dispute or disagreement with the Board.

### **MATERIAL ACQUISITION, MERGER AND DISPOSAL**

Throughout the Track Record Period and up to the Latest Practicable Date, we did not conduct any acquisitions, mergers or disposals that we consider to be material to us.

### **EMPLOYEE SHAREHOLDING PLATFORMS**

In recognition of the contributions of our employees and to incentivize them to further promote our development, Chengheda, Nanbeiju and Qingfanghao were established in the PRC as our employee shareholding platforms.

#### **A. Qingfanghao**

Qingfanghao is a limited partnership established in the PRC on July 21, 2023 and managed by its executive and general partner, Ms. Huang Xiu (our secretary of the Board and a joint company secretary), who holds 7.58% partnership interest in Qingfanghao. Pursuant to the partnership agreement dated July 20, 2023, the general partner will exercise Qingfanghao's voting rights in the Company. As of the Latest Practicable Date, the remaining 92.42% partnership interest in Qingfanghao was held by 25 limited

## HISTORY, DEVELOPMENT AND CORPORATE STRUCTURE

partners, who are employees or retired employees of our Group. None of these limited partners holds one-third of partnership interest or more in Qingfanghao. Qingfanghao directly held approximately 1.92% equity interest in the Company as of the Latest Practicable Date.

### B. Chengheda

Chengheda is a limited partnership established in the PRC on July 20, 2023 and managed by its executive and general partner, Mr. Sun Handong (our deputy general manager), who holds approximately 11.95% partnership interest in Chengheda. Pursuant to the partnership agreement dated July 20, 2023, the general partner will exercise Chengheda's voting rights in the Company. As of the Latest Practicable Date, the remaining 88.05% partnership interest in Chengheda was held by 26 limited partners, including: (i) one Director, namely Mr. Zhou Wei (our executive Director and deputy general manager), who held approximately 3.98% partnership interest in Chengheda; (ii) one member of senior management of our Company, namely Mr. Li Hui (our deputy general manager), who held approximately 9.96% partnership interest in Chengheda; (iii) two Supervisors, namely, Mr. Ye Jiancai and Mr. Xu Feihu, who held approximately 0.40% and 1.99% partnership interest, respectively, in Chengheda; and (iv) 22 other employees of our Group, who held an aggregate of approximately 71.72% partnership interest in Chengheda. None of these limited partners holds one-third of partnership interest or more in Chengheda. Chengheda directly held approximately 3.66% equity interest in the Company as of the Latest Practicable Date.

### C. Nanbeiju

Nanbeiju is a limited partnership established in the PRC on July 21, 2023 and managed by its executive and general partner, Mr. Fu Hang (our executive Director, chairman of the Board and general manager), who holds 34.68% partnership interests in Nanbeiju. Pursuant to the partnership agreement dated October 23, 2024, the general partner will exercise Nanbeiju's voting rights in the Company. As of the Latest Practicable Date, the remaining 65.32% partnership interest in Nanbeiju was held by 39 limited partners, including: (i) one Director, namely Mr. Zhou Wei (our executive Director and deputy general manager), who held approximately 14.45% partnership interest in Nanbeiju; (ii) two members of senior management of our Company, namely, Ms. Huang Xiu (our secretary of the Board and a joint company secretary) and Ms. Yang Yanmei (our financial controller), who held approximately 4.91% and 4.34% partnership interest, respectively, in Nanbeiju; (iii) two Supervisors, namely Mr. Ye Jiancai and Mr. Xu Feihu, who held approximately 0.58% and 0.29% partnership interest, respectively, in Nanbeiju; and (iv) 34 other employees of our Group, who held an aggregate of approximately 40.75% partnership interest in Nanbeiju. None of these limited partners holds one-third of partnership interest or more in Nanbeiju. Nanbeiju directly held approximately 2.52% equity interest in the Company as of the Latest Practicable Date.

## PRE-IPO INVESTMENTS

Our Company has completed several rounds of investments from the Pre-IPO Investors through equity subscriptions and transfers. For further details, please refer to the paragraphs headed “— Establishment and Major Shareholding Changes of Our Company” above.

## HISTORY, DEVELOPMENT AND CORPORATE STRUCTURE

### A. Principal terms of the Pre-IPO Investments

The following table summarizes the key terms of the Pre-IPO Investments to our Company made by the Pre-IPO Investors:

Pre-IPO Investors <sup>1</sup> (Transferee)	Former Shareholder (Transferor)	Date of agreement	Settlement date	Amount of registered capital subscribed for/ acquired	Amount of consideration paid	Approximate cost per Share paid (HK\$) <sup>7</sup>	Discount to the Offer Price <sup>8</sup>	Basis of consideration
Hangzhou Investment <sup>2</sup>	N/A	February 23, 1997	February 23, 1997	US\$480,000	US\$600,000	0.27	97.77%	Arm's length negotiation with reference to the registered capital of our Company to be subscribed for and the audited net assets of our Company as at December 31, 1996
Hangzhou Huasheng <sup>3</sup>	Hangzhou Huadong Medicine Group Co., Ltd. (杭州華東醫藥(集團)公司) <sup>3</sup>	April 3, 2002	April 24, 2002	US\$895,000	RMB6,070,783.6	0.20	98.32%	Arm's length negotiation with reference to our audited asset as of December 31, 2000 and a discount of 30% thereto
Highland Pharma	Provsan S.A.	October 2008	November 28, 2008	US\$670,800	US\$2,500,000	0.97	91.91%	Arm's length negotiation with reference to the registered capital of our Company to be transferred and the financial condition of our Company
Zhejiang Wangxin <sup>4</sup>	Wangxin (Hong Kong) International Investment Limited <sup>4</sup>	May 30, 2012	November 16, 2012	US\$1,150,884	HK\$27,605,503.92	1.13	90.63%	Arm's length negotiation with reference to the registered capital of our Company to be transferred and the audited net assets of our Company as at December 31, 2011
CQFE <sup>5</sup>	Provsan S.A. <sup>5</sup>	December 16, 2019	September 18, 2020	US\$1,006,200	CHF15,187,707	4.49 <sup>9</sup>	62.65%	Arm's length negotiation with reference to the registered capital of the Company to be transferred
Wanliyang <sup>6</sup>	Zhejiang Wangxin	August 28, 2023	December 1, 2023	US\$328,692	RMB40,670,000	4.48	62.70%	Arm's length negotiation with reference to the Company's financial condition as of March 31, 2023

## HISTORY, DEVELOPMENT AND CORPORATE STRUCTURE

*Notes:*

- 1 Former shareholders who transferred their equity interest in our Company to other shareholders and ceased to be our Shareholders are not treated as Pre-IPO Investors.
- 2 As at the Latest Practicable Date, the ultimate controller of Hangzhou Investment is Hangzhou Finance Bureau (杭州市財政局). In February 1997, Hangzhou Municipal Government initially invested in our Company through another controlled entity, Hangzhou Finance and Development Company (杭州市財務開發公司). In October 1997, because of an internal arrangement of Hangzhou Municipal Government, Hangzhou Finance and Development Company transferred its investment in our Company to Hangzhou Investment. In April 2024, because of an internal arrangement, Hangzhou Municipal Government transferred its investment in Hangzhou Investment to Hangzhou Finance Bureau.
- 3 In 2002, Huadong Medicine was held as to approximately 20% by its then single largest shareholder, Hangzhou Huadong Medicine Group Co., Ltd. (“**Hangzhou Huadong**”). According to the 2023 third quarter report of Huadong Medicine, Hangzhou Huadong is the second largest shareholder of Huadong Medicine with a shareholding percentage of 16.42%.

As part of its corporate re-structuring, Hangzhou Huadong transferred the equity interest in our Company to Hangzhou Huasheng in 2002 and reinvested a portion of the cash consideration from the equity transfer into Hangzhou Huasheng. After these transactions, Hangzhou Huasheng became an associate company of Hangzhou Huadong until 2015 when Hangzhou Huadong disposed of its investment in Hangzhou Huasheng. The basis for the 30% discount to the price of shares subscribed by Hangzhou Huasheng was grounded in this corporate re-structuring arrangement.

In August 2008, our Company increased its registered capital from US\$5,508,000 to US\$6,708,000 by capitalizing its distributable profit of 2007. As a result, the registered capital directly held by Hangzhou Huasheng was proportionately increased to US\$1,089,988.

- 4 Both Zhejiang Wangxin and Wangxin (Hong Kong) International Investment Limited were subsidiaries of Insigma Technology Co., Ltd. (浙大網新科技股份有限公司) when the transfer was conducted in 2012.
- 5 Both CQFE and Provsan S.A. are members of the Esteve Group. As part of the internal corporate structuring of the Esteve Group, on December 16, 2019, CQFE and Provsan S.A. (a then wholly owned subsidiary of CQFE) entered into an equity transfer agreement, pursuant to which CQFE acquired the equity interest in registered capital of US\$1,006,200 from Provsan S.A. at a consideration of CHF15,187,707.
- 6 For details of relationship between Wanliyang and Zhejiang Wangxin, please refer to the paragraphs headed “— Pre-IPO Investments — G. Information about Our Pre-IPO Investors” in this section.
- 7 The approximate cost per Share paid is calculated based on exchange rate as of the Latest Practicable Date.
- 8 The discount to the Offer Price is calculated based on the assumption that the Offer Price is HK\$12.02 per Offer Share (being the mid-point of the indicative Offer Price range of HK\$11.48 to HK\$12.56), assuming that the Over-allotment Option is not exercised.

Our Directors believe that the significant discount of each Pre-IPO Investment to the Offer Price is justified for the following reasons: (i) the equity risk assumed by the Pre-IPO Investors when investing in an unlisted company at its early-stage; (ii) certain Pre-IPO Investments involved equity transfers within the same group of companies, including the equity transfer between Zhejiang Wangxin and Wangxin (Hong Kong) International Investment Limited, and the equity transfer between CQFE and Provsan S.A.; and (iii) the basis of determination of the respective consideration as disclosed above.

- 9 If calculated using the exchange rate of CHF1.00 to HK\$8.53 on the settlement date, i.e., September 18, 2020, the approximate cost per Share paid is HK\$4.32.
- 10 For details of shareholding to be held by each Pre-IPO Investor upon the Listing, please refer to the paragraphs headed “— Shareholding and Corporate Structure Immediately Following the Completion of the Global Offering” in this section.

**B. Lock-up period**

Pursuant to the applicable PRC laws and regulations, within the 12 months following the Listing Date, no existing Shareholders (including the Pre-IPO Investors) may dispose of any of the Shares held by them.

**C. Use of Proceeds**

We utilized the proceeds from the Pre-IPO Investments as follows: 98.4% for plant construction, 1.4% for laboratory rental, and 0.2% for other operating expenses. As of the Latest Practicable Date, the net proceeds from the Pre-IPO Investments had been fully utilized.

**D. Strategic Benefits**

The Pre-IPO Investments not only fueled our research and development and business operation, but also demonstrated the investors' confidence in our business operation and strengths, and our growth prospects. Our Group could benefit from the business resources and potential business opportunities that may be provided by the Pre-IPO Investors from time to time. Some of Pre-IPO Investors are professional investment companies, and they brought us valuable industrial strengths, experience in market expansion and their insight on business strategies, and they also provided us with advice on our corporate governance, financial reporting and internal control.

**E. Special Rights of the Pre-IPO Investors**

None of the Pre-IPO Investors was granted any special rights.

**F. Sole Sponsor's Confirmation**

On the basis that (i) the considerations for the Pre-IPO Investments were all settled more than 28 clear days before the date of the first submission of our first listing application to the Stock Exchange, and (ii) none of the Pre-IPO Investors was granted any special rights, the Sole Sponsor confirms that the Pre-IPO Investments are in compliance with Chapter 4.2 of the Guide for New Listing Applicants.

**G. Information about our Pre-IPO Investors**

Our existing Pre-IPO Investors include Hangzhou Huasheng, Zhejiang Wangxin, CQFE, Highland Pharma, Hangzhou Investment, and Wanliyang. To the best knowledge of our Directors, save as disclosed below, each of our Pre-IPO Investors is an independent third party. The background information on our Pre-IPO Investors is set out below.



### *a) Hangzhou Huasheng*

In 2002, Hangzhou Huasheng acquired equity interests in registered capital of US\$895,000 from our previous shareholder Hangzhou Huadong Medicine Group Co., Ltd. Following the equity transfer, Hangzhou Huasheng held 25.01% of our equity interest, which was diluted to 16.25% due to the capitalization increase by our Company in 2007. Since 2007, Hangzhou Huasheng's shareholding in our Company has remained unchanged. Since June 2022, Hangzhou Wanyuhe Pharmaceutical Technology Co., Ltd. (杭州萬裕和醫藥科技有限公司) has been the single largest shareholder of Hangzhou Huasheng. Hangzhou Wanyuhe Pharmaceutical Technology Co., Ltd. was held as to 99% by Ms. Wang Zhiying, the spouse of Mr. Li Bangliang, from March 2022 to March 2024, and has been held as to 99% by Mr. Li Bangliang since March 2024.

Hangzhou Huasheng is a limited liability company incorporated in the PRC, whose principal business is corporation management consulting, technical consulting on pharmaceutical technology and wholesale and retail of chemical raw materials. It is owned as to approximately 39.57% by Hangzhou Wanyuhe Pharmaceutical Technology Co., Ltd., 18.73% by Ningbo Ruizhi Sidong Enterprise Management Partnership (Limited Partnership) (寧波睿智思東企業管理合夥企業(有限合夥)), 16.86% by Ningbo Ruizhisibang Enterprise Management Partnership (Limited Partnership) (寧波睿智思邦企業管理合夥企業(有限合夥)), 11.88% by Zhejiang Ruizhi Sihua Technology Co., Ltd. (浙江睿智思華科技有限公司), and 12.96% by five individuals, including Mr. Hu Jianhua (胡建華), the spouse of Ms. Ma Honglan, our non-executive Director, and four independent individuals, each holding less than 5% equity interest in Hangzhou Huasheng. Hangzhou Huasheng will continue to be a substantial shareholder of our Company upon the Listing, and therefore a connected person of our Company under the Listing Rules.

The largest shareholder of Hangzhou Huasheng, namely Hangzhou Wanyuhe Pharmaceutical Technology Co., Ltd., which is owned as to 99% by Mr. Li Bangliang (our former Director and the father-in-law of Mr. Zhou Wei (our executive director)), and 1% by Li Yuemin (李閱敏), the adult daughter of Mr. Li Bangliang and the spouse of Mr. Zhou Wei.

The executive and general partner of Ningbo Ruizhi Sidong Enterprise Management Partnership (Limited Partnership) is Pan Huifang (潘慧芳), who held approximately 0.12% partnership interests. As of the Latest Practicable Date, the remaining 99.88% partnership interests were held by 32 other partners, including Xu Zhengding (徐正定), Zhou Shunhua (周順華), Yao Xiaoling (姚曉翎) (the spouse of Mr. Fu Hang (傅航), our Director), Tao Sufang (陶素芳) and Zhou Yongliang (周永亮), who held approximately 14.63%, 14.63%, 10.98%, 9.76% and 5.49% partnership interests, respectively, and the other 27 partners, each of whom held less than 5% of the partnership interests. To the best of our Directors' knowledge, information and belief having made all reasonable enquiries, except Yao Xiaoling, all partners of Ningbo Ruizhi Sidong Enterprise Management Partnership (Limited Partnership) are independent third parties.

The executive and general partner of Ningbo Ruizhisibang Enterprise Management Partnership (Limited Partnership) is Zhou Yongliang, who held approximately 3.52% partnership interests. As of the Latest Practicable Date, the remaining 96.48% partnership interests was held by 32 other partners, including Shao Lingmin (邵玲敏), Pan Huifang, Wan Lingling (萬玲玲), Cheng Shaolin (程紹林) and Wu Weidong (吳衛東), who held approximately 13.55%, 12.06%, 10.84%, 6.78% and 6.10% partnership interests, respectively, and the other 27 partners (including Mr. Hu Jianhua), each of whom held less than 5% of the partnership interests. To the best of our Directors' knowledge, information and belief having made all reasonable enquiries, all partners of Ningbo Ruizhisibang Enterprise Management Partnership (Limited Partnership), except Mr. Hu Jianhua, are independent third parties.

Zhejiang Ruizhi Sihua Technology Co., Ltd. is owned as to approximately 17.12% by Zhou Yongliang, 14.81% by Hu Jianhua (胡建華), 11.54% by Song Yiting (宋依婷), 5.77% by Chen Yuqin (陳玉琴) and 50.76% by 19 individuals, each holding less than 5% equity interest in Zhejiang Ruizhi Sihua Technology Co., Ltd. To the best of our Directors' knowledge, information and belief having made all reasonable enquiries, all these individuals, except Mr. Hu Jianhua, are independent third parties.

### ***b) Zhejiang Wangxin***

Zhejiang Wangxin is a limited liability company incorporated under the laws of the PRC, and is primarily engaged in investment consulting, investment management, and planning of marketing promotion. It is a wholly-owned subsidiary of Insigma Technology Co., Ltd. (浙大網新科技股份有限公司), an information technology consulting and service company whose shares are listed on Shanghai Stock Exchange (stock code: 600797) and an independent third party upon the Listing. To the best of our Directors' knowledge, information and belief having made all reasonable enquiries, no shareholders of Insigma Technology Co., Ltd. hold 10% or more equity interest therein.

### ***c) CQFE***

CQFE is a company established in Spain, and is primarily engaged in securities investment, equity investment management in the fields of chemicals, pharmaceuticals, gases and medical equipment, and real estate investment. It is held by four entities incorporated in Spain, namely Selema, S.A., Tarrasol, S.A., Marselene, S.A., and Tresol Management, S.L., in approximate percentages of 27.03%, 27.03%, 27.03%, and 18.90%, respectively. Selema, S.A. is ultimately controlled by three individuals, each with 1/3 control. Tarrasol, S.A. is ultimately controlled by five individuals, including our Director Mr. Albert Esteve Cruella, each with 20% control. Marselene, S.A. is ultimately controlled by three individuals, each with 1/3 control. The controllers of Selema, S.A., Tarrasol, S.A. and Marselene, S.A. are all family members from the Esteve family, while there is no overlapping member among these three group of individuals. Tresol Management, S.L. is ultimately controlled by three individuals who are family members from another family, each with 1/3 control. CQFE will continue to be a substantial shareholder of our Company upon the Listing, and therefore a connected person of our Company under the Listing Rules.

*d) Highland Pharma*

Highland Pharma is a private company limited by shares incorporated under the laws of Ireland and primarily engaged in investment holding. Highland Pharma is a wholly-owned subsidiary of Nice Bonus Limited (增好有限公司), which is held as to 99% and 1% by Yang Loon Chun (楊麟振) and Chan Yin Fung (陳燕鳳), two independent third parties upon the Listing.

*e) Hangzhou Investment*

Hangzhou Investment is a state-owned company incorporated in the PRC, and is primarily engaged in industrial investment within the scope of authorization by the municipal government. Hangzhou Investment is held as to 90.59% and 9.41% by Hangzhou Finance Bureau (杭州市財政局) and Zhejiang Financial Development Co., Ltd. (浙江省財務開發有限責任公司), respectively. Zhejiang Financial Development Co., Ltd. is an independent third party and an entity wholly owned by the Zhejiang Provincial Department of Finance (浙江省財政廳).

*f) Wanliyang*

Wanliyang is a limited liability company incorporated in the PRC, whose principal business is investment activities permitted by laws, regulations and policies, the production and sales of electronic components and machinery and equipment, sales of chemical raw materials and products and warehousing services.

Wanliyang is owned as to approximately 61.90%, 19.43% and 18.67% by Jinhua Huiyang Enterprise Management Co., Ltd. (金華匯揚企業管理有限公司), Huang Heqing (黃河清) and Wu Yuehua (吳月華), respectively. Jinhua Huiyang Enterprise Management Co., Ltd. is owned as to 51.00% and 49.00% by Huang Heqing and Wu Yuehua, respectively. To the best of our Directors' knowledge, information and belief having made all reasonable enquiries, each of these individuals are independent third parties.

Wanliyang holds 5.35% shareholding in Insigma Technology Co., Ltd., which holds 100% equity interest of Zhejiang Wangxin, one of our Pre-IPO Investors.

### PUBLIC FLOAT

Upon completion of the Global Offering (assuming that the Over-allotment Option is not exercised) and the conversion of Unlisted Shares into H Shares, 63,697,985 Unlisted Shares will be converted into H Shares and listed on the Stock Exchange. The 136,302,015 Unlisted Shares held by our Shareholders as of the Latest Practicable Date will not be considered as part of the public float as those Shares are Unlisted Shares which will not be converted into H Shares and listed on the Stock Exchange following the completion of the Global Offering.

Upon the completion of the Global Offering (assuming that the Over-allotment Option is not exercised) and the conversion of Unlisted Shares into H Shares, the H Shares held by certain of our Shareholders, or directly or indirectly controlled by our core connected persons, will not be counted towards the public float. Details of these Shareholders are set out below:

- Zhongmei Huadong is our single largest shareholder and a substantial shareholder and the 12,636,136 H Shares held by it will not count towards the public float;
- Hangzhou Huasheng is one of our substantial shareholders and the 6,499,630 H Shares held by it will not count towards the public float;
- CQFE is one of our substantial shareholders and the 6,000,000 H Shares held by it will not count towards the public float;
- Nanbeiju is a limited partnership managed by its executive and general partner, Mr. Fu Hang (our executive Director, chairman of the Board and general manager), who holds 34.68% partnership interests in Nanbeiju. Therefore, the 1,760,073 H Shares held by it will not count towards the public float;
- Heda HK is one of our cornerstone investors and the 16,016,400 H Shares (calculated based on (a) an exchange rate of HK\$7.7784 to US\$1.00; and (b) the Offer Price of HK\$12.02 per H Share (being the midpoint of the indicative Offer Price range)) to be subscribed for by it in the Global Offering, details of which are set out in the section headed “Cornerstone Investors” of this prospectus, will not count towards the public float. Heda HK is an entity controlled by a subordinate government agency (政府派出機構) under Hangzhou Municipal People’s Government. Hangzhou Investment, our existing Shareholder, is held as to 90.59% by Hangzhou Municipal Finance Bureau (杭州市財政局), which is ultimately administered and supervised by Hangzhou Municipal People’s Government. As Heda HK and Hangzhou Investment collectively will hold over 10% of our total issued Shares immediately following completion of the Global Offering (taking into account the 17,429,338 Unlisted Shares held by Hangzhou Investment, representing approximately 7.10% of our total issued Shares upon the Listing (assuming that the Over-allotment Option is not exercised), which will not be converted

## HISTORY, DEVELOPMENT AND CORPORATE STRUCTURE

into H Shares and listed upon completion of the Global Offering), the 16,016,400 H Shares (calculated on the above-mentioned basis) to be subscribed for by Heda HK will not count towards the public float of the Company under Rule 8.08 of the Listing Rules.

To the best knowledge of our Directors, save as disclosed above, upon the completion of the Global Offering (assuming that the Over-allotment Option is not exercised) and conversion of Unlisted Shares into H Shares, 66,184,546 H Shares held or controlled by our Shareholders who are not our core connected persons, representing approximately 26.97% of our total issued Shares, will be counted towards the public float, which is in compliance with the requirement under Rule 8.08 of the Listing Rules.

## HISTORY, DEVELOPMENT AND CORPORATE STRUCTURE

### CAPITALIZATION OF OUR COMPANY

The table below sets out the capitalization of our Company as at the Latest Practicable Date and upon the completion of the Global Offering and conversion of the Unlisted Shares into H Shares (assuming that the Over-allotment Option is not exercised):

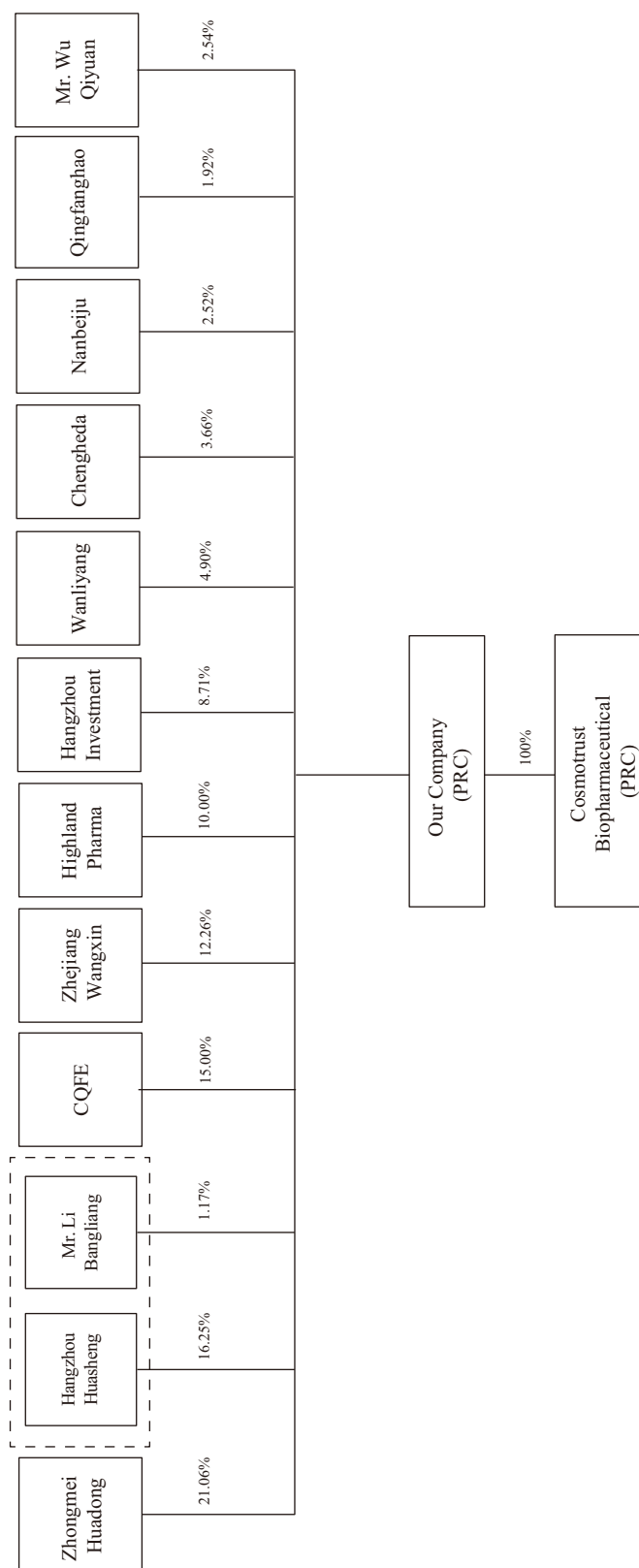
No.	Shareholder	As at the Latest Practicable Date		Immediately following the completion of the Global Offering and conversion of the Unlisted Shares into H Shares (assuming the Over-allotment Option is not exercised)					
		Number of Unlisted Shares	Ownership percentage of shareholding in the Unlisted Shares	Number of H Shares	Ownership percentage of shareholding in the H Shares	Number of Unlisted Shares	Ownership percentage of shareholding in the Unlisted Shares	Number of Total Shares	Ownership percentage of shareholding in the Total issued Share Capital
(1)	Zhongmei Huadong	42,120,453	21.06%	12,636,136	11.58%	29,484,317	21.63%	42,120,453	17.16%
(2)	Hangzhou Huasheng	32,498,151	16.25%	6,499,630	5.96%	25,998,521	19.07%	32,498,151	13.24%
(3)	CQFE	30,000,000	15.00%	6,000,000	5.50%	24,000,000	17.61%	30,000,000	12.22%
(4)	Zhejiang Wangxin	24,513,775	12.26%	12,256,888	11.23%	12,256,887	8.99%	24,513,775	9.99%
(5)	Highland Pharma	20,000,000	10.00%	13,000,000	11.92%	7,000,000	5.14%	20,000,000	8.15%
(6)	Hangzhou Investment	17,429,338	8.71%	Nil	–	17,429,338	12.79%	17,429,338	7.10%
(7)	Wanliyang	9,800,000	4.90%	4,900,000	4.49%	4,900,000	3.59%	9,800,000	3.99%
(8)	Chengheda	7,320,364	3.66%	3,842,460	3.52%	3,477,904	2.55%	7,320,364	2.98%
(9)	Mr. Wu Qiyuan <sup>(1)</sup>	5,089,475	2.54%	2,786,495	2.55%	4,071,580	2.99%	6,858,075	2.79%
(10)	Nanbeiju	5,045,498	2.52%	1,760,073	1.61%	3,285,425	2.41%	5,045,498	2.06%
(11)	Qingfanghao	3,849,762	1.92%	1,784,903	1.64%	2,064,859	1.51%	3,849,762	1.57%
(12)	Mr. Li Bangliang	2,333,184	1.17%	Nil	–	2,333,184	1.71%	2,333,184	0.95%
(13)	Other investors taking part in the Global Offering	–	–	43,630,200	39.99%	–	–	43,630,200	17.78%
<b>Total</b>		<b>200,000,000 Shares</b>	<b>100%</b>	<b>109,096,785 Shares</b>	<b>100%</b>	<b>136,302,015 Shares</b>	<b>100%</b>	<b>245,398,800 Shares</b>	<b>100%</b>

*Note:*

- (1) Mr. Wu Qiyuan is also a cornerstone investor of the Company and has agreed to subscribe for such number of H Shares at the Offer Price in an aggregate investment amount of HK\$21,473,051.32 (including the brokerage, AFRC transaction levy, SFC transaction levy and Stock Exchange trading fee in respect of such number of H Shares). The relevant Shares calculated herein are based on the Offer Price of HK\$12.02 per H Share (being the midpoint of the indicative Offer Price range). For details, please refer to the section headed “Cornerstone Investors” of this prospectus.

## SHAREHOLDING AND CORPORATE STRUCTURE IMMEDIATELY BEFORE COMPLETION OF THE GLOBAL OFFERING

The following chart illustrates the shareholding structure and corporate structure of the Group immediately prior to the completion of the Global Offering and conversion of the Unlisted Shares into H Shares:

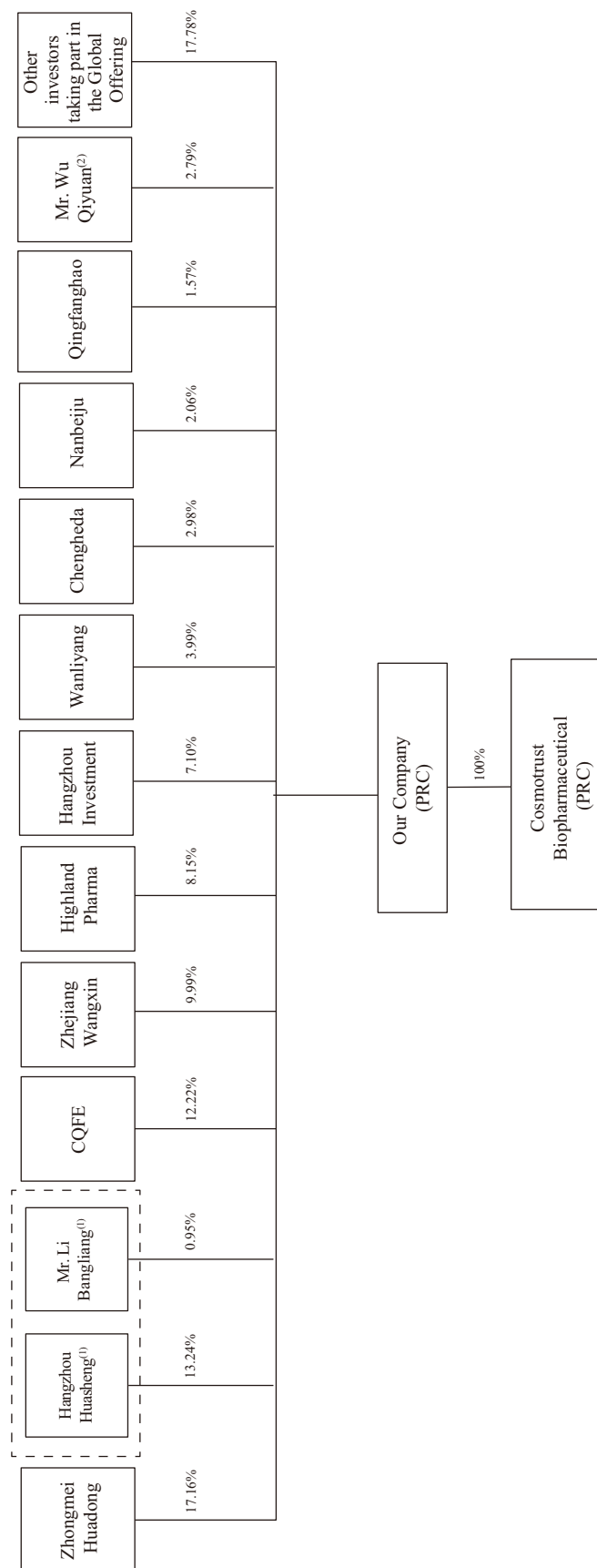


Note: Mr. Li Bangliang is deemed to be interested in the Shares directly held by Hangzhou Huasheng. For details, please refer to the section headed "Substantial Shareholders" in this prospectus.



## SHAREHOLDING AND CORPORATE STRUCTURE IMMEDIATELY FOLLOWING THE COMPLETION OF THE GLOBAL OFFERING

The following chart illustrates the shareholding structure and corporate structure of our Group immediately following the completion of the Global Offering and conversion of the Unlisted Shares into H Shares (assuming the Over-allotment Option is not exercised):



Notes:

- (1) Mr. Li Bangliang is deemed to be interested in the Shares directly held by Hangzhou Huasheng. For details, please refer to the section headed "Substantial Shareholders" in this prospectus.
- (2) Mr. Wu Qiyuan is also a cornerstone investor of the Company and has agreed to subscribe for such number of H Shares at the Offer Price in an aggregate investment amount of HK\$21,473,051.32 (including the brokerage, AFRC transaction levy, SFC transaction levy and Stock Exchange trading fee in respect of such number of H Shares). The relevant shareholding calculated herein are based on the Offer Price of HK\$12.02 per H Share (being the midpoint of the indicative Offer Price range). For details, please refer to the section headed "Cornerstone Investors" of this prospectus.

## **OVERVIEW**

Founded in 1993 and headquartered in Zhejiang Province, we are a biopharmaceutical company in China with over 30 years of proven track record in the R&D, manufacturing and commercialization of biopharmaceutical products and medical devices. We focus on four large and fast-growing therapeutic areas: orthopedics, metabolic diseases, oncology, and hematology. Collectively, these four therapeutic areas accounted for 51.5% of the total pharmaceutical sales in China in 2023, and outpaced the broader Chinese pharmaceutical industry from 2018 to 2023, a trend which is expected to continue in the near future, according to CIC.

Centred around these therapeutic areas, we have built a diversified product portfolio comprising eight marketed products, including China's first recombinant human bone morphogenetic protein-2 ("rhBMP-2") bone repair material, Guyoudao, and over ten product candidates, including the first semaglutide biosimilar in China to have obtained an IND approval and filed an NDA, JY29-2, as of the Latest Practicable Date. Our strategy starts by identifying therapeutic targets with market potential in our focused areas. Once the targets are identified, we pursue the development of China's innovative and first follow-on products, leveraging our established R&D platforms, manufacturing capabilities, and sales and distribution network in China.

Our marketed product portfolio includes one drug-device combination, two biological products, and five chemical drugs in orthopedics, oncology and hematology. Among them, several of our products maintain a competitive position in their respective product category in terms of market share as measured by revenue in 2023. Three of our marketed products are domestically developed first-to-market products in their respective product class in China. Notably, our drug-device combination product, Guyoudao, is the first product containing bone repair material with rhBMP-2 approved for sale in China, and ranked first by sales revenue in China's bone repair material market in 2023, according to CIC. We acquired Guyoudao from Hangzhou Huadong Medicine Group Co., Ltd. (杭州華東醫藥集團有限公司) in 2010 recognizing its promising prospects, and it generated a significant portion of our revenue during the Track Record Period. For details of the transaction, please see "Business — Our Products — Our Marketed Products — Orthopedic Product." Each of Jilifen and Jipailin, two of our oncology and hematology products, is China's first domestically developed and commercialized generic biologics or generic small molecule drug in their respective drug class, according to the same source. Revenue generated from all of our marketed products accounted for 87.6%, 93.8%, 91.5% and 87.9% of our total revenue for the years ended December 31, 2021, 2022, 2023 and the six months ended June 30, 2024, respectively.

The following table sets forth selected information of all of our marketed products as of the Latest Practicable Date:

Product	Generic Name	Classification	Description	Indications	Approval Date	Product Type	Inclusion in NRDL <sup>(1)</sup>	Inclusion in VBP <sup>(2)</sup>	Regulator	Source	Whether the Originator Holds Patents in China	Geographic Market
Marketed Products												
Orthopedics												
骨欣舒® Guyoudao <sup>(3)</sup>	Bone repair material (recombinant human bone morphogenetic protein-2)	Drug-device combination	First marketed rhBMP-2 bone repair product in China	Filling and repair of bone defects, bone nonunion, bone delayed union, and graft repair of spinal fusion, joint fusion, and orthopedic bone graft	Oct 10, 2009	Class 3 medical device (drug-device combination)	N/A <sup>(4)</sup>	No	NMPA	Transferred from shareholder	N/A	Mainland China, Pakistan
Oncology												
吉和芬® Jiufen	Human granulocyte colony stimulating factor injection	Biologics	First marketed rhG-CSF product in China	Neutropenia	Nov 7, 1996	Recombinant protein	Yes, Part B	Yes, provincial <sup>(5)</sup>	NMPA	Self-developed	No	Mainland China, Philippines, Pakistan, Guatemala
吉巨芬® Jijufen	Human interleukin-11 injection	Biologics	A platelet-derived growth factor product produced through recombinant DNA technology	Chemotherapy-induced thrombocytopenia	Sep 18, 2003	Recombinant protein	Yes, Part B	Yes, provincial <sup>(6)</sup>	NMPA	Self-developed	No	Mainland China, Pakistan
吉欣停® Jiuxingting	Palonosetron hydrochloride injection	Generic small molecule drug	Long-acting 5-HT3 receptor antagonist	Nausea and vomiting induced by radiation therapy, chemotherapy or postoperatively	Dec 19, 2008	Small molecule drug	Yes, Part B	Yes, national <sup>(7)</sup>	NMPA	Self-developed	No	Mainland China, Venezuela
吉美博® Jiameibo	Fulvestrant injection	Generic small molecule drug	Estrogen receptor antagonist	Advanced breast cancer	Jun 28, 2022	Small molecule drug	Yes, Part B	Yes, national <sup>(8)</sup>	NMPA	Self-developed	No	Mainland China
吉坦舒® Jiatushu	Fosarepretant dimesylate injection	Generic small molecule drug	Neurokinin-1 receptor antagonists	Chemotherapy-induced nausea and vomiting	Aug 1, 2023	Small molecule drug	Yes, Part B	No	NMPA	Self-developed	Yes, the originator's patent expired on Apr 23, 2003.	Mainland China
Hematology												
吉源林® Jiyuolin	Low molecular weight heparin sodium injection	Generic small molecule drug	First low molecular weight heparin sodium injection product marketed in China	Venous thromboembolic diseases	Sep 5, 1997	Small molecule drug	Yes, Part B	Yes, provincial <sup>(9)</sup>	NMPA	Self-developed	No	Mainland China
亿源佳® Yinyuajia	Enoxaparin sodium injection	Generic small molecule drug	Enoxaparin sodium	Venous thromboembolic diseases	Mar 18, 2006	Small molecule drug	Yes, Part B	Yes, national <sup>(10)</sup>	NMPA	Self-developed	No	Mainland China, Philippines, Uzbekistan, Brazil, Venezuela

Notes:

- (1) The NRDL comprises Part A and Part B. Patients purchasing pharmaceuticals included in Part A of the NRDL are entitled to reimbursement of the entire amount of the purchase price, while patients purchasing pharmaceuticals included in Part B of the NRDL are required to pay a deductible amount and obtain reimbursement for the remainder of the purchase price. The amount of the deductible differs from region to region in the PRC. In principle, the NRDL was subject to a dynamic adjustment entitled to once a year. For details, please refer to the paragraphs headed “Regulatory Overview — Laws and Regulations in Relation to New Drugs — National Reimbursement Drug List.” The market demand for our marketed products is highly sensitive to the coverage of the NRDL. Please refer to the paragraphs headed “Risk Factors — Risks Relating to Our Business and Industry — If the products we sell are excluded or removed from national, provincial or other government sponsored medical insurance programs, or are included in any national or provincial negative catalogs, our sales, profitability and business prospects could be adversely affected.” We plan to seek collaboration with global partners to develop Guyoudao for markets outside of China in the future. Our partners will be responsible for clinical trials overseas.
- (2) Since there is no national-level reimbursement list for medical devices, the reimbursement policies for medical devices vary across different regions. Guyoudao has been gradually included in the provincial medical device reimbursement list since 2021. As of the Latest Practicable Date, Guyoudao had been included in the medical device reimbursement list of ten provinces and municipalities, namely Shanghai, Jilin, Anhui, Guangdong, Jiangxi, Hebei, Hainan, Hubei, Gansu and Chongqing.
- (3) Jilifen was included in the provincial volume-based procurement (“VBP”) scheme in Anhui with the cycle starting from July 2023 and ending in July 2024. Jijufen was included in the provincial VBP scheme in Shanxi, Guangdong, Henan, Qinghai, and Xinjiang with the cycle starting from December 2022 to July 2023 and ending from December 2023 to July 2025. It was also included in the provincial VBP scheme in Tianjin, Guangxi, Chongqing, Yunnan, Sichuan, and Inner Mongolia with the cycle starting from March 2024 to July 2024 and ending from March 2025 to July 2025.
- (4) Jipailin was included in the provincial VBP in Shanxi, Guangdong, and Henan with the cycle starting from December 2022 to April 2023 and ending from December 2024 to April 2025.
- (5) Jiouting (5mL: 0.25mg) won in the bidding process under the fifth batch of national VBP scheme. Jiouting (1.5mL: 0.075mg) won in the bidding process under the seventh batch of national VBP scheme. Jiouting (5mL: 0.25mg) was included in the national VBP cycle starting from September to October 2021, and ending from August to September 2024. Jiouting (1.5mL: 0.075mg) was included in the VBP cycle starting from November 2022 and ending in October 2025. Jifuwei won in the bidding process under the ninth batch of national VBP scheme. Jifuwei was included in the VBP in March 2024, and the cycle is expected to end in February 2028.
- (6) Yinuojia won in the bidding process under the eighth batch of national VBP scheme with the cycle starting from July 2023 and ending in June 2026. The VBP scheme has rolled out at both national and provincial levels. For details of the differences of the national and provincial VBP schemes, see “Business — Pricing — VBP Schemes — National and Provincial VBP Schemes.”

Beyond our offerings in orthopedics, oncology and hematology, we have nearly 18 years of experience in metabolic disease drug development. We initiated our research into the agonists to GLP-1 receptor, a key therapeutic target in metabolic diseases, in 2005. Based on our peptide drug technology platform, we developed the first biosimilar candidate to liraglutide (a GLP-1 receptor agonist) to have obtained the IND approval in China. For details of our peptide drug technology platform, see “— Research and Development — Our Product Development Platforms.” We transferred this product candidate to Zhongmei Huadong between 2017 and 2019. For details, please refer to the paragraphs headed “— Collaboration Arrangements — Transfer Agreements of Liluping (Liraglutide) with Zhongmei Huadong” in this section. Through our collaborative efforts with Zhongmei Huadong, this candidate became the first liraglutide biosimilar approved for the treatment of T2DM as well as obesity and overweight in China in March and June 2023, respectively.

Benefiting from the R&D experience we accumulated, we further developed another GLP-1 receptor agonist, JY29-2. JY29-2 is a semaglutide biosimilar and we are developing it under the brand name of Jiyoutai (吉优泰®) for the treatment of type 2 diabetes mellitus (“T2DM”), and under the brand name of Jikeqin (吉可亲®) for the treatment of obesity and overweight. JY29-2 (Jiyoutai) is the first semaglutide biosimilar in China to have obtained the IND approval, completed a Phase III clinical trial, and submitted an NDA. In January 2024, we obtained the IND approval from the NMPA to evaluate our JY29-2 (Jikeqin) for the treatment of obesity and overweight. Semaglutide products recorded global sales of US\$20.6 billion by generic name in 2023, making it the top three best-selling drugs worldwide in 2023. However, the market size of semaglutide for the treatment of T2DM, overweight and obesity could potentially be limited by alternative prevention and treatment methods for such indications and medication treatment is used only for a portion of the total T2DM, overweight and obesity population. See “Risk Factors — Risks Relating to the Development of Our Product Candidates — The market opportunities for our product candidates may be smaller than we anticipate, which could render some product candidates less profitable than expected even if commercialized.”

As of the Latest Practicable Date, we had built a diversified candidate pipeline which spans across our focused therapeutic areas.

The following table sets forth selected information of our major product candidates as of the Latest Practicable Date:

Product Candidates <sup>(1)</sup>											
Product Candidate	Generic Name	Product Type	Expected Classification	Dosage Form	Target/MoA	Intended Indications	Pre-clinical	IND	Phase I	Phase II	Phase III
Metabolic Diseases Drugs											
JY29-2 吉依那® Jiyoutai				Subcutaneous injection		T2DM					
JY29-2 吉依那® Jikeqin <sup>(4)</sup>	Semaglutide <sup>(3)</sup>	Peptide	Biosimilar <sup>(4)</sup>		Glicagon-like peptide-1 (GLP-1) receptor agonist	Obesity and overweight					
JY29-2 (Oral)				Tablets		Obesity and overweight					
JY54	Amylin analog	Peptide	Category I innovative drug	Subcutaneous injection	Amylin analogues	Obesity and overweight					
JY05	Dulaglutide	Fusion protein	Biosimilar <sup>(4)</sup>	Subcutaneous injection	GLP-1 receptor agonist	T2DM					
Orthopedics											
JY23 <sup>(5)</sup>	Bone repair material with rhBMP-2	Drug-device combination		Bone graft	A combination of osteoinductive growth factor and carrier	Bone repair					
JY41	Romosozumab	Monoclonal antibody	Biosimilar <sup>(4)</sup>	Subcutaneous injection	Sclerostin inhibitor	Osteoporosis					
Oncology											
JY46 吉耐莎® Jiunet	Polyethylene glycol (PEG)-grafted colony-stimulating factor (PEG-G-CSF)	Recombinant protein	Category III biologics	Subcutaneous injection	PEG-G-CSF	Neutropenia					
JY46 <sup>(5)</sup>	Avatrombopag	Small molecule drug	Generic small molecule drug	Tablets	Thrombopoietin receptor agonist	Thrombocytopenia induced by chronic liver diseases					
JY47	SIRPα monoclonal antibody	Monoclonal antibody	Category I innovative drug	Intravenous injection	CD47-SIRPα blockade	Solid tumors					
JY43	Daratumumab	Monoclonal antibody	Biosimilar <sup>(4)</sup>	Intravenous injection	CD38 inhibitor	Multiple myeloma					
JY43-2	Daratumumab (with recombinant human hyaluronidase)	Monoclonal antibody	Biosimilar <sup>(4)</sup>	Subcutaneous injection	CD38 inhibitor with recombinant human hyaluronidase	Multiple myeloma					

Notes:

- As of the Latest Practicable Date, we expected to conduct all the clinical trials of our product candidates in China and hold the exclusive rights to develop and commercialize such drug candidates worldwide.
- After communicating with the CDE, it has agreed that we can directly enter the Phase III clinical trial on JY29-2 (Jikeqin) as we have completed the Phase I clinical trial of JY29-2 (Jiyoutai).
- We plan to collaborate with global pharmaceutical companies in the future to develop JY29-2 for markets outside of China where our partners will be responsible for clinical trials overseas.
- According to the “Technical Guidelines for the Development and Evaluation of Biosimilars (Trial)” (《生物類似藥研發評價技術指導原則(試行)》) issued by the CDE in 2015, biosimilars are only required to undergo Phase I and Phase III clinical trials.
- We have completed the bioequivalence studies on JY49 as of the Latest Practicable Date, and no additional clinical trials are required for this drug candidate as a generic small molecule drug. We filed the NDA with the NMPA on Mar 15, 2024.
- As of the Latest Practicable Date, we expected to commercialize our product candidates in mainland China. We may consider expanding to overseas market in the future.
- After communicating with the Center for Medical Device Evaluation, it has agreed that we can directly enter clinical trial on JY23 without application.

In addition, we produce, sell and export various APIs leveraging our over 30 years of experience in drug manufacturing and well-established manufacturing facilities. During the Track Record Period, our products, primarily including APIs we produced, were sold to over 20 countries in Asia, Europe, Africa and South America. We are also developing a recombinant human hyaluronidase to be used as a biopharmaceutical excipient, which enables the administration of drugs through subcutaneous injections.

With over 30 years of R&D experience, we have accumulated experience and built R&D capabilities evidenced by our established product development platforms, successfully commercialized products, R&D teams, research project participation record and IP protection capabilities. We have developed in-house all of our products and product candidates except for Guyoudao which was initially developed by a third-party research institute and acquired by us. We have established six product development platforms which formed the bedrock of our R&D capabilities, including recombinant protein drug technology platform, peptide drug technology platform, drug-device combination technology platform, antibody drug technology platform, long-acting technology platform, and subcutaneous injection technology platform. See “Business — Research and Development — Our Product Development Platforms.” They enable us to quickly identify therapeutic targets with market potential and develop our pipeline products towards commercialization. Notably, three of our marketed products are the first domestically developed drug-device combination, generic biologics or chemical drug in their respective product class to receive approval for sales in China. Our R&D team had approximately 111 members as of June 30, 2024, over 61% of whom have obtained a Ph.D. degree or a master’s degree, collectively covering a broad range of academic disciplines. Key members of our R&D team had an average of over 20 years of experience in the pharmaceutical industry as of June 30, 2024. Because of our R&D capabilities, we have participated in numerous research projects at national or provincial level. We had undertaken three National Science and Technology Major Project (國家科技重大專項) and our marketed products had won a total of 11 national awards as of the Latest Practicable Date. In addition, we have established a patent portfolio to protect our diversified products and product candidates. As of the Latest Practicable Date, we held 13 registered patents and nine pending patent applications in China, and one pending PCT applications.

We have built in drug manufacturing and quality control capabilities over the past three decades. As of the Latest Practicable Date, we had two manufacturing sites located in Hangzhou, Zhejiang Province with a total area size of approximately 28,000 square meters, which are designed and constructed in compliance with applicable GMP requirements in China. We have in-house manufacturing capabilities for therapeutic protein drugs, peptide drugs, small molecule drugs, drug-device combinations and APIs, meeting the demand of commercial sales of our products and the clinical development of our product candidates. Our manufacturing and quality assurance team had 529 members as of June 30, 2024, led by key personnel with an average of over 15 years of experience in the pharmaceutical industry.



Empowered by our in-house sales and marketing team and third-party distributors, we have established a nationwide sales and distribution network. As of June 30, 2024, our sales and distribution network covered over 1,300 Class III hospitals and more than 3,500 other hospitals and medical institutions, located in over 95% of the prefecture-level districts and counties in China. Our professional in-house sales and marketing team had over 700 employees as of June 30, 2024. The management personnel, which accounted for over 30% of the sales and marketing team, had spent an average of more than nine years working with us as of June 30, 2024. We mostly rely on our in-house sales and marketing personnel to carry out our product promotion initiatives both domestically and overseas. Our vertically integrated and centralized marketing approach improves the efficiency of our resource allocation and allows for quick response to evolving market demands.

Our diversified portfolio of marketed products and APIs has enabled us to achieve steady financial results during the Track Record Period. Our revenue was RMB1,307.3 million, RMB1,125.4 million, RMB1,287.4 million and RMB702.4 million in 2021, 2022, 2023 and the six months ended June 30, 2024, respectively. Our net profit was RMB119.4 million, RMB59.9 million, RMB119.8 million and RMB105.3 million in 2021, 2022, 2023 and the six months ended June 30, 2024, respectively. For 2021, 2022, 2023 and the six months ended June 30, 2024, our gross profit margin was 72.7%, 75.9%, 77.0% and 77.0%, respectively, and our net profit margin was 9.1%, 5.3%, 9.3% and 15.0%, respectively. For details, please see “Financial Information.”

## **OUR COMPETITIVE STRENGTHS**

**Over 30 years of R&D and commercialization experience in orthopedics, oncology and hematology, with Guyoudao as the first rhBMP-2 bone repair material commercialized in China**

Established in 1993, we are a biopharmaceutical company in China accumulated rich experience and built proven technical capabilities in the R&D, manufacturing and commercialization of drug and drug-device combination products over the past three decades. We are one of a few pharmaceutical companies that have developed and commercialized biological drugs, chemical drugs and medical devices in China, according to CIC. We have built a diversified product portfolio with multiple products with large market share in their respective product category in orthopedics, oncology and hematology, three rapidly expanding therapeutic areas we focus on. Notably, three of our marketed products are the first domestically developed drug-device combination, generic biologics or chemical drug in their respective product class to receive approval for sales in China.

**Orthopedics.** With over 3.0 million diagnosed cases in China in 2023, bone injuries have become a prevalent bone disease in China, according to CIC. The market for bone repair material in China increased rapidly with a CAGR of 43.6% from RMB551.9 million in 2018 to RMB3,252.7 million in 2023. The market is expected to reach RMB8,020.6 million by 2032, at a CAGR of 10.5% from 2023 to 2032, harboring market potential.



Guyoudao, our marketed product in orthopedics, is an implantable drug-device combination which contains rhBMP-2. It received marketing approval from the NMPA in October 2009 and commenced commercial sales in 2010. According to CIC, Guyoudao is the first bone repair material with rhBMP-2 approved for sale in China, making us the second company in the world with a commercialized rhBMP-2 product. From 2021 to 2022, the sales revenue of Guyoudao increased by 25.1% from RMB355.1 million to RMB444.3 million. From 2022 to 2023, the sales revenue of Guyoudao increased by 59.5% from RMB444.3 million to RMB708.9 million. We ranked first by sales revenue in China's bone repair material market in 2023, capturing a market share of 21.8%, according to the same source.

In addition to Guyoudao, we are also developing JY23, a next-generation bone repair material by combining rhBMP-2 with various biomaterials. Compared to Guyoudao, JY23 showed better controlled release and osteoconduction properties in preclinical studies. As of the Latest Practicable Date, JY23 was under CMC development and we expect to initiate the clinical trial of JY23 in the second half of 2025. Leveraging our research on JY23, we are actively researching on and developing more rhBMP-2-based bone repair materials. For details, please refer to the paragraphs headed "Industry Overview — Orthopedic Disease Treatment Market — Bone Repair Material Market — Future trends for bone repair material market in China."

**Oncology.** Oncology was the largest therapeutic area in China in terms of sales revenue of pharmaceuticals in 2023, accounting for 17.4% of the overall pharmaceutical market in the same year. In terms of sales revenue, the oncology pharmaceutical market grew at a CAGR of 9.1% from RMB154.6 billion in 2018 to RMB238.9 billion in 2023. The significant unmet clinical demands, increase in patients' affordability and willingness to pay for treatment, favorable government policies will continue to drive the rapid growth of the oncology pharmaceutical market in China, according to the same source. We had five marketed oncology drug products and one near-commercial stage product candidate as of the Latest Practicable Date. For the years ended December 31, 2021, 2022, 2023 and the six months ended June 30, 2024, our sales of oncology products were RMB488.9 million, RMB328.1 million, RMB248.2 million and RMB134.0 million, respectively, accounting for 37.4%, 29.2%, 19.3% and 19.1% of our total revenue for the same periods, respectively.

**Hematology.** Hematology was the third largest therapeutic area in China in terms of sales revenue of pharmaceuticals in 2023, accounting for 13.9% of the overall pharmaceutical market in the same year. The significant unmet clinical demands and the introduction of effective new therapeutic treatments will continue to drive the rapid growth of the hematology pharmaceutical market in China, according to the same source. Our marketed drug products in hematology consisted of Yinuojia and Jipailin as of the Latest Practicable Date. For the years ended December 31, 2021, 2022, 2023 and the six months ended June 30, 2024, our sales of hematology products were RMB301.7 million, RMB283.1 million, RMB221.0 million and RMB69.4 million, respectively, accounting for 23.1%, 25.2%, 17.2% and 9.9% of our total revenue for the same periods, respectively.

**An established pipeline in the field of metabolic diseases, with the first semaglutide biosimilar in China to have obtained an IND approval and filed an NDA**

Since we initiated research on GLP-1 receptor agonist in 2005, we have accumulated 18 years of expertise in metabolic disease drug development. We have designed and developed the biosimilar candidates to liraglutide and semaglutide, and both of which are the first of their class to have obtained IND approval in China. Particularly, JY29-2 (Jiyoutai 吉优泰®), the semaglutide biosimilar we developed, is the first semaglutide biosimilar in China to have obtained an IND approval and filed an NDA. Our pipeline of metabolic disease drugs also includes JY29-2 (Jikeqin), late clinical stage semaglutide biosimilar for the treatment of obesity and overweight, JY54 and JY05, two promising drug candidates under preclinical development as of the Latest Practicable Date.

JY29-2, a semaglutide biosimilar, is a GLP-1 receptor agonist that can potentially be used for various metabolic diseases, including diabetes, obesity and overweight. JY29-2 (Jiyoutai) is the first semaglutide biosimilar in China that has obtained an IND approval, completed a Phase III clinical trial and submitted an NDA, according to CIC. The Phase III clinical trial of JY29-2 (Jiyoutai) for the treatment of T2DM was completed in October 2023 and we expect to obtain the NDA approval for it in 2025. In addition, in January 2024, we obtained the IND approval from the NMPA to evaluate JY29-2 (Jikeqin) for the treatment of obesity and overweight. We have initiated the Phase III clinical trial to evaluate JY29-2 (Jikeqin) for this indication in October 2024. We are also conducting additional development on the semaglutide biosimilar by exploring an oral form to improve the convenience of drug administration and combination strategies to further enhance the efficacy of semaglutide.

As diabetes and obesity are affecting global health, GLP-1 receptor agonists have been increasingly adopted by population with diabetes or weight management needs, demonstrating market potential. GLP-1 receptor agonists have received wide recognition in international market and surpassed insulin to become the most widely used medication for T2DM globally in 2023. GLP-1 receptor agonist also harbors market potential in China. China's GLP-1 receptor agonist for T2DM market expanded from RMB0.7 billion in 2018 to RMB8.7 billion in 2023, representing a CAGR of 64.1% and is projected to grow to RMB68.8 billion by 2032 at a CAGR of 25.9%. The market of GLP-1 receptor agonists for obesity and overweight in China is also expected to increase from RMB0.1 billion in 2023 to RMB42.8 billion in 2032.

Semaglutide products have achieved significant commercial success in the global market. Ozempic®, given as a subcutaneous injection for T2DM, recorded sales revenue of US\$13.9 billion worldwide in 2023. Rybelsus®, given as a tablet for T2DM, recorded sales revenue of US\$2.7 billion worldwide in 2023. WEGOVY®, given as a subcutaneous injection for weight management, recorded sales revenue of US\$4.4 billion worldwide in 2023. Semaglutide products ranked among the top three best-selling drugs with global sales of US\$ 20.6 billion in 2023.

In addition, as of the Latest Practicable Date, there were over 200 clinical trials sponsored by the originator manufacturer or academic institutions for evaluating semaglutide for 28 indications, including T2DM with chronic kidney disease, metabolism and nutrition disorder, and hepatobiliary disorders, demonstrating market potential for semaglutide.

In addition to our current pipeline, we also independently developed a liraglutide biosimilar. It received IND approval in 2016, which is the first liraglutide biosimilar to have received an IND approval in China. This liraglutide biosimilar, which later became known as Liluping, was transferred to Zhongmei Huadong through a series of agreements in 2017 and 2019. Liluping was approved for the treatment of T2DM by the NMPA in March 2023, making it the first liraglutide biosimilar approved for sale in China. In June 2023, it is further approved for use in weight management among patients with obesity by the NMPA, making it the first and only liraglutide product approved for the treatment of obesity in China.

Liraglutide products recorded an aggregate of global sales of US\$2.7 billion in 2023, ranking among the top 100 best-selling drugs by generic name in the world in 2023. According to our agreements with Zhongmei Huadong, we received transfer fee in the aggregate of RMB105.0 million and are entitled to royalties at a fixed percentage based on the annual net sales of Liluping during the first six years of its commercialization. We have the right to sell the API of Liluping to overseas markets, and are engaged by Zhongmei Huadong to provide outsourcing manufacturing services for Liluping. For details, please refer to the paragraphs headed “— Collaboration Arrangements — Transfer Agreements of Liluping (Liraglutide) with Zhongmei Huadong” in this section.

#### **In-house R&D capabilities evidenced by multiple established product development platforms and IP protection capabilities**

We have established an effective R&D system which enables us to continually develop drug candidates in high potential therapeutic areas, including metabolic diseases, orthopedics, oncology and hematology. With over 30 years of proven track record, our R&D team has built broad expertise in fields ranging from new drug discovery, drug efficacy assessment, CMC, preclinical research, clinical studies, and regulatory filing.

As of June 30, 2024, our R&D team had approximately 111 members, over 61% of whom had obtained a doctorate degree or a master’s degree, collectively covering a broad range of academic disciplines. Key members of the R&D team had an average of over 20 years of experience in the pharmaceutical industry as of the Latest Practicable Date. Because of our strong R&D capabilities, we have participated in numerous research projects at national or provincial level. We had undertaken three National Science and Technology Major Project (國家科技重大專項) and our marketed products had won a total of 11 national awards as of the Latest Practicable Date.

Through three decades of R&D efforts, we have built six product development platforms that enable us to continuously develop and advance our pipeline products:

- ***Recombinant protein drug technology platform.*** We use three mature protein expression systems to produce functional recombinant therapeutic proteins, namely E. Coli expression system, yeast expression system, and mammalian cell expression system. Leveraging our protein expression systems, we have produced multiple marketed and near-commercial stage drug products, such as Jilifen, Jijufen, and JY06 (Jixinfen).

- ***Peptide drug technology platform.*** Our proprietary peptide drug technology platform utilizes different biological systems, from simple bacteria to complex mammalian cells, to produce peptide drugs. This platform is designed with technical innovations in areas such as efficient expression vectors, high-density fermentation technologies, proteolytic cleavage mechanisms, and enhancements in biocompatibility and stability. These advancements enable us to efficiently and reliably produce high-quality peptide drugs. We started the R&D of peptide drug in 2005, and have built strong capabilities in R&D, process development, and manufacturing of peptide drugs since then. In addition to our semaglutide biosimilar JY29-2 and the liraglutide biosimilar which later became known as Liluping, we are also developing JY54 (amylin analogue), a Category I innovative peptide drug candidate, and JY05 (dulaglutide biosimilar) using our peptide drug technology platform.
- ***Drug-device combination technology platform.*** Our drug-device combination technology platform focuses on developing drug-device combination through combining recombinant proteins and biomaterials. Building on this platform, we have developed JY23, a next-generation bone repair material with rhBMP-2. We will continue to develop next-generation bone repair materials with improved effectiveness leveraging this technology platform.
- ***Antibody drug technology platform.*** Our comprehensive antibody drug technology platform covers the key steps in the development of antibody drugs and effectively facilitates the development process from the discovery and optimization of innovative antibody. As of the Latest Practicable Date, we had obtained the IND approvals for two antibody drug candidates, including JY47, a Category I innovative antibody drug candidate, and JY43, a daratumumab biosimilar. JY47 is a SIRP $\alpha$ -specific monoclonal antibody intended for the treatment of advanced solid tumors, and JY43 is a CD38-targeted monoclonal antibody intended for the treatment of multiple myeloma. We are also developing JY41, a romosozumab biosimilar and sclerostin inhibitor for the treatment of osteoporosis. Furthermore, we continue to explore the therapeutic potential of combination therapies based on our antibody drug candidates and improve the formulations of those antibody drugs. In addition to developing our own antibody products, we also provide pre-clinical R&D services to Zhongmei Huadong during the Track Record Period. An antibody drug candidate developed with our R&D services had entered a Phase III clinical trial as of the Latest Practicable Date.

- Long-acting technology platform.*** Therapeutic proteins and peptides usually require frequent administration, either via injection or oral dosing. To implement a simple dosing schedule and improve long-term patient compliance, we have utilized various long-acting technologies, including lipidation, PEGylation and Fc-fusion, to extend half-life of a drug and achieve long-acting therapeutic effect. JY29-2, the semaglutide biosimilar we developed and modified with lipidation technology, had completed the Phase III clinical trial for T2DM in October 2023 and received IND approval for obesity and overweight in January 2024. In addition, we have submitted the NDA for JY06 (Jixinfen), a G-CSF product modified by PEG, with the NMPA in May 2023. We also provide preclinical drug R&D services for other pharmaceutical companies using our long-acting technologies. A long-acting insulin drug candidate developed using our lipidation technology had obtained the IND approval as of the Latest Practicable Date.
- Subcutaneous injection technology platform.*** In terms of injectable drug delivery, 90.6% of adverse events are associated with intravenous injections. Transitioning to subcutaneous drug administration can effectively reduce the risk of adverse events and enhance tolerability of a drug. Our platform is specialized in using recombinant human hyaluronidase to realize subcutaneous drug administration. Hyaluronidase can temporarily hydrolyze subcutaneous hyaluronic acid, thus improving the drugs' dispersion and permeability in tissue. Therefore, combining hyaluronidase with drug substance allows for large-volume subcutaneous delivery for drugs that originally require intravenous administration, and thereby offering enhanced safety and convenience for patients. We have internally developed a recombinant human hyaluronidase, JY53, submitted an application of drug master file registration for JY53 as an excipient and were granted a drug master file number in August 2024. Based on this platform, we are conducting preclinical research on JY43-2, a daratumumab biosimilar for the treatment of multiple myeloma. JY43-2 contains recombinant human hyaluronidase and can be administered subcutaneously. Compared to current intravenous daratumumab products, JY43-2 is more tolerable and easier to use, potentially leading to improved long-term patient compliance. We expect to submit an IND application to the NMPA for JY43-2 in the fourth quarter of 2025.

We have established a patent portfolio to protect our diversified products and product candidates. As of the Latest Practicable Date, we held 13 registered patents and nine pending patent applications in China, and one pending PCT applications. We had received multiple awards and recognitions, including three China Patent Excellence Award (中國專利優秀獎) from the China National Intellectual Property Administration and recognition as a National Intellectual Property Advantageous Enterprise (國家知識產權優勢企業) by the same authority. In building our patent portfolio, we have established a comprehensive patent strategy and accumulated rich experience in patent warning and patent challenge.

### **A professional in-house sales and marketing team and a nationwide sales and distribution network**

Our professional in-house sales and marketing team consisted of over 700 employees as of June 30, 2024, most of whom hold a bachelor's degree or above in medicine, sales and marketing, or other related disciplines. Notably, the management personnel, which accounted for over 30% of our sales and marketing team, had spent an average of more than nine years working with us as of June 30, 2024. This team, equipped with rich industry knowledge and expertise, is critical in implementing our marketing strategies and building our brand image.

Our marketing strategies are overseen by the sales and marketing personnel at the headquarters level, who adeptly coordinate the resources to support and expand our national sales and distribution network. This dedicated team at our headquarters is responsible for designing our branding and pricing strategies, promoting the development of clinical consensus over the use of our products and their evidence-based value among clinicians, as well as planning and managing distribution channels. Importantly, we mostly rely on our in-house sales force across the country for product promotion activities, instead of external promoters and distributors. The vertically integrated and centralized approach to promotion improves our resource allocation efficiency, allowing for quick response to changing market demands, thereby enhancing our product recognition in medical community and our control over the sales channels.

We have established a nationwide sales and distribution network focusing on our targeted therapeutic areas. As of June 30, 2024, our network covered over 95% of the prefecture-level districts and counties in China, and serving more than 3,500 hospitals and other medical institutions.

Given our diverse product line-up, including a drug-device combination and first-to-market generic biological or chemical drugs, we regularly provide trainings to enhance the industry knowledge and marketing skills of our marketing personnel. We believe these communications equip the healthcare professionals with comprehensive information about our products, allowing for informed choices between our products and market alternatives. They also enable us to collect market feedback on our products, based on which we are able to continuously refine and enrich our product portfolio in response to medical needs.

### **GMP-standard commercial-scale manufacturing sites and quality control system**

We have over thirty years of experience in recombinant biologics manufacturing and quality management, making us one of China's most long-standing biopharmaceutical companies. As of the Latest Practicable Date, our manufacturing and quality assurance team consisted of approximately 500 members, responsible for the manufacturing and quality control of our drug products, drug-device combination, APIs, and various product candidates. Key members of this team had an average of over 15 years of experience in the pharmaceutical industry as of the Latest Practicable Date.



Our manufacturing facilities located in Hangzhou, Zhejiang Province have the capability to produce therapeutic proteins, peptides, small molecules, and drug-device combination products, with a total area size of approximately 28,000 square meters. In particular, we have rich experience in manufacturing functional recombinant therapeutic proteins through three validated protein expression systems, and we can produce injectables in various forms, including small volume parenteral solution and lyophilized powder for injection.

We apply high standards in the design and construction of our manufacturing facilities for drug products, medical devices, and APIs. Our facilities are designed and constructed in accordance with the GMP requirements in China. In addition, the production line for the API of one of our biological products, Jilifen (hG-CSF), is certified in accordance with EU GMP standards. We have also adopted an effective quality control system and rigorous procedures to ensure the quality of our products throughout the manufacturing process.

#### **A seasoned management team with deep industry insights**

We are led by a seasoned senior management team which guides and supports our transition into a leading biopharmaceutical company in China. Members of our senior management team have in-depth knowledge and expertise of the pharmaceutical industry and they possess an average of more than 20 years of pharmaceutical industry experience.

Led by our former Director, Mr. Li Bangliang, we were established in 1993. Mr. Li has over 50 years of experience in China's pharmaceutical industry. He served as our chairman of the Board for over twenty years and led the development of our Company through his visionary decision making. During his successful career trajectory, he has won multiple awards and recognitions for his contribution, including the title of National Pharmaceutical Industry Outstanding Entrepreneur (全國醫藥行業優秀企業家) awarded by the NMPA in 1996 and the National May 1st Labor Medal (全國「五一」勞動獎章) and the title of National Model Worker (全國勞動模範) awarded by the All-China Federation of Trade Unions (全國總工會) in 1999 and 2020, respectively.

Our chairman of the Board and executive director, Mr. Fu Hang, has over 40 years of experience in the pharmaceutical industry, with more than 20 years in the senior management. Since Mr. Fu became our general manager in 2014, he has led our quick development in both R&D and market expansion. Under his leadership, we have achieved considerable growth both in China and overseas. We entered the ranking of Top Pharmaceutical Industry Enterprises (醫藥工業企業) in 2021 published by the MIIT and ranked 188 out of 500. We also entered the ranking of Top 100 Chinese Pharmaceutical Innovative Enterprises (醫藥創新企業百強) in 2020 published by Healthcare Executive (E藥經理人), a well-known healthcare publication in China.

Mr. Zhou Wei, our executive director and deputy general manager, has over 25 years of experience in pharmaceutical marketing. He headed the construction of our nationwide sales and distribution network, which paved the way for our quick market expansion.

Mr. Sun Handong, our deputy general manager, has over 30 years of experience in the pharmaceutical industry and has led the R&D of our multiple market-leading products.



## BUSINESS

Mr. Li Hui, our deputy general manager, has over 30 years of experience in drug manufacturing and has built our production systems.

Ms. Huang Xiu, our secretary to the Board, has over 15 years of experience in the internal management of pharmaceutical companies. She is responsible for the matters related to our Board of Directors of our Company and has led the improvement of our organizational efficiency.

Ms. Yang Yanmei, our financial controller, has over 13 years of experience in corporate finance and has led the construction of our internal finance systems and internal control systems.

The members of our senior executive team had on average worked with us for over 18 years as of the Latest Practicable Date. They are driven by a strong sense of mission and are committed to contributing to the well-being of humanity through making progress in China's biopharmaceutical industry.

### OUR STRATEGIES

We aim to continually solidify our market leadership in our strategically focused therapeutic areas in China. Over the long-term, our objective is to become a top-tier biopharmaceutical company in China driven by strong commercialization and R&D capabilities. To achieve our goal, we plan to implement the following strategies:

#### **Advance the development of our product candidates, enrich our product pipeline and further grow our drug development platforms**

We believe continued investment in R&D is critical to our long-term growth. Having established a diversified product pipeline and built expertise in R&D and commercialization, we will continue to implement our patient-oriented research and strengthen our market-leading position. In particular, we believe metabolic diseases, orthopedics, oncology and hematology drugs have market potential given the rapidly increasing and unmet clinical needs in these therapeutic areas. We intend to continually advance the development and commercialization of our product candidates in these areas to meet growing market demand.

We plan to increase our investment in R&D so as to advance the clinical research and NDA approvals of our product candidates. In the next three years, we expect to commercialize three product candidates to the market and file IND application for five product candidates in China. Below is selected information of our product candidates under development as of the Latest Practicable Date:

For metabolic diseases product candidates, we completed the Phase III clinical trial for JY29-2 (Jiyoutai) for the treatment of T2DM in October 2023. The NDA for JY29-2 (Jiyoutai) was accepted in April 2024, and we expect to obtain the NDA approval in the second half of 2025. In addition, we obtained the IND approval from the NMPA to evaluate JY29-2 (Jikeqin) for the treatment of obesity and overweight in January 2024. We have initiated the Phase III clinical trial to evaluate JY29-2 (Jikeqin) for this indication in October 2024. We also expect to submit an IND application for JY54, another metabolic disease product candidate, in the second half of 2025.

We also plan to advance the development of our product candidates in other therapeutic areas. For orthopedic product candidates, we expect to initiate the clinical trial of JY23, a rhBMP-2 bone repair material, in the second half of 2025. JY41, a sclerostin inhibitor, was under CMC development as of the Latest Practicable Date.

For oncology product candidates, we submitted the NDA for JY06 (Jixinfen), a long-acting G-CSF product, in May 2023 and expect to obtain approval for sale in 2025. We completed the bioequivalence study for JY49, an avatrombopag product, in October 2023 and submitted the NDA in March 2024 in China. We received an IND approval for JY47, a SIRP $\alpha$ -specific monoclonal antibody, in December 2022 and expect to initiate a Phase I clinical trial in 2025. We also received an IND approval for JY43, a daratumumab biosimilar, in April 2023 and are conducting preclinical research on JY43-2, a daratumumab subcutaneous injection on top of JY43. We expect to submit an IND application for JY43-2 in the fourth quarter of 2025 and initiate a Phase I clinical trial afterwards. In addition, we collaborated with Nanjing King-Friend Biochemical Pharmaceutical Co., Ltd. (南京健友生化製藥股份有限公司) (“**Nanjing King-Friend**”) in the development of a long-acting G-CSF product. Nanjing King-Friend expects to submit an IND application to FDA in 2025.

Leveraging our track record of more than 30 years, we expect to effectively advance the development and commercialization of our product candidates. By expanding our pipeline products in metabolic diseases, orthopedics, oncology and hematology, we expect to further increase our market share.

In addition to the advancement of our product candidates, we also plan to further improve our drug development platforms by enhancing our R&D technologies. We believe more advanced drug development platforms will allow us to develop various biological products in a more efficient manner. We also plan to carry out our R&D activities overseas either in-house or through collaborating with third parties to benefit from the opportunities in the overseas market. We expect to recruit more R&D staff in the future to further expand our R&D team. Our successful track record of developing drug products and our seasoned management team, many of whom are well-known in China’s pharmaceutical industry, together facilitate us to attract and recruit promising talent, especially people specializing in our focused therapeutic areas.

#### **Continue to expand our market and strengthen our commercialization capabilities**

We are committed to expanding and empowering our professional in-house sales and marketing team and helping our sales and marketing personnel to deepen their expertise. We also aim to strengthen our nationwide sales and distribution network to further increase the market share of our existing products and support the expected commercialization of three product candidates with high growth potential in the next three years, consisting of JY29-2 (Jiyoutai), JY06 (Jixinfen) and JY49 (avatrombopag maleate).

We plan to strengthen our collaborations with established academic institutions and organize academic conferences and seminars, so as to introduce our products to healthcare professionals, and promote the inclusion of our products in clinical practice guidelines. We will further increase the market penetration of our products and enhance our brand awareness through promotion activities, indication expansion of current products and the commercialization of new products. We also plan to actively participate in price negotiations and when suitable opportunities arise, procure our products' entry into the NRDL to benefit more patients.

We aim to further increase the accessibility of our existing products especially those which have demonstrated market potential. We will expand the sales and marketing channels for such products to satisfy unmet clinical needs and solidify our leading market position in the respective market segments. Meanwhile, we will continue to invest in the marketing and promotion of our product candidates in our focused therapeutic areas, such as orthopedics, where we have already achieved a leading position and metabolic diseases, where we are rapidly developing.

We will strengthen our sales and distribution network in areas we have already covered and also further expand its geographic coverage. We believe our commercialization capabilities and our extensive sales and distribution network will facilitate the rapid commercialization of our product candidates in the future. We have assembled a dedicated team for overseas sales of our APIs and drug products and will actively promote our product sales in overseas markets.

We will continue to enlarge and empower our in-house sales and marketing team to cover our focused therapeutic areas to cover our focused therapeutic areas. We will timely adjust the role and responsibilities of our sales and marketing personnel based on evolving market demand and our marketing strategies, so as to better unleash the talent of our employees. We will also provide comprehensive training programs to our sales and marketing personnel to continually enhance their knowledge about our products and their professional skills.

We plan to further integrate our sales and marketing team with our R&D and production teams, to create stronger synergistic effects among our internal teams. We also plan to continue to promote our product sales abroad and will actively seek suitable overseas partners to strengthen our capabilities in commercializing our products abroad.

#### **Enhance our manufacturing and quality control capabilities**

Our investment in production facilities and equipment is planned based on the sales of our marketed products and our product candidate commercialization timeline. We aim to provide a stable supply of our marketed products and support product candidate commercialization.

We plan to further enhance our manufacturing capacity by expanding our product sites and building new production lines, considering the growing demand for our products and commercial sales of future products. In particular, we plan to expand, in the near future, the manufacturing facilities for the production of JY29-2, our semaglutide biosimilar candidate, considering the significant but currently unmet market demand for semaglutide products both domestically and worldwide. We believe the new manufacturing facilities will provide strong support for our commercialization of JY29-2 and its API. We will also increase the utilization rate of our existing production sites.

In addition, we plan to lower our product cost by enhancing supply chain management, optimizing our production lines with automated and data-driven manufacturing processes, and improving operational efficiency. In the meantime, we will continue to improve our process robustness, accelerate the process from scale-up to commercial production, and drive more efficient use of resources.

We plan to leverage our rich experience and manufacturing capabilities to obtain additional quality system certifications and adopt advanced standards for entries into overseas markets. We will also maintain and continue to improve our quality control system.

#### **Pursue collaboration opportunities to expand our business**

We will actively pursue collaboration opportunities with companies which can create a complementary and mutually beneficial relationship. We plan to work with leading pharmaceutical companies to promote the overseas sales of our marketed products and our product candidates. We plan to license out the development and commercialization rights of our own products in overseas markets, which can expand our product reach and diversify our revenue source. We also aim to actively identify drug assets that can synergize with our existing product portfolio and secure their development and commercialization rights in China.

#### **Recruit, develop and retain our talent**

We will continue to offer our employees with various opportunities to support their continuous learning and development. We aim to maximize the potential of our talent through rotation, objective and key results management and comprehensive trainings. We plan to further invest in our training programs to help our employees develop the competencies and skill sets required for carrying out their responsibilities, from specialized knowledge, professional development to regulatory compliance.

We will enhance our incentive schemes to provide qualified employees with equity participation and promotion opportunities, offer competitive compensation packages and improve employee performance reviews. In addition, we will continue to partner with elite academic institutions in China to provide opportunities for highly talented students and graduates. We will also attract and retain highly skilled talent in our core business areas and enhance our talent density. We will also actively look for opportunities to bring in talent with overseas experience to help us navigate through the market opportunities abroad.

## OUR BUSINESS MODEL

Our business model is underpinned by our commercial capabilities and market insights. Having recognized the market potential of Guyoudao, we acquired it in 2010 and successfully launched it to the market. Because of our professional sales and marketing team and our established sales and distribution network, Guyoudao experienced rapid increase in sales volume and became our major revenue driver during the Track Record Period. Building on our commercialization capabilities, we have also successfully launched a variety of self-developed biologics and generic small molecule drugs covering several of the fast-growing therapeutic areas, many of which had a leading market share in their respective therapeutic areas in China during the Track Record Period.

We further developed our business model by building our R&D capabilities. We have benefited from our R&D efforts in enriching our product portfolio by identifying and developing product candidates with market potential, thereby establishing a product pipeline of early- to late-stage product candidates. Our product candidates cover multiple high potential therapeutic areas, such as JY29-2 (Jiyoutai), the first semaglutide biosimilar in China to have obtained an IND approval and filed an NDA. The diversified product pipeline creates near-term commercial visibility, helping us withstand market and regulatory changes and maintain a strong financial growth trajectory.

Our track record of successful commercialization has enabled us to continue to make significant investments into our R&D efforts. Our strong R&D capabilities have in turn enabled us to quickly respond to changing market demand and regulatory developments. To support the clinical development of product candidates and the commercial production of marketed products, we have also built strong in-house manufacturing capabilities. During the Track Record Period, we also entered into collaboration agreements with Zhongmei Huadong to provide R&D and manufacturing services, which further diversifies our revenue streams. In 2021, 2022, 2023 and the six months ended June 30, 2024, our gross profit was RMB950.4 million, RMB854.3 million, RMB990.7 million and RMB540.6 million, representing a gross profit margin of 72.7%, 75.9%, 77.0% and 77.0%, respectively. According to CIC, our gross profit margin during the Track Record Period, falls within the industry's median range.

Most of our marketed products and product candidates are biosimilars or generic small molecule drugs. Considering the relatively lower risk in biosimilar and generic drug development as compared to innovative drugs and the visible market potential, as well as taking into account our track record of developing biosimilars and generic small molecule drugs in China, we will continue to leverage our strong commercialization and R&D capabilities to develop, among others, new biosimilars in anticipation of upcoming major patent expiries for blockbuster drugs. Therefore, we expect to rely financially on this product segment going forward. Nevertheless, the successful development and commercialization of biosimilars may be affected by multiple factors, including but not limited to the timing of product launch, the successful negotiation of new collaboration contracts, the potential patent extension of the originator products, the rapid development in the relevant therapeutic areas and the evolvement of the competitive landscapes. In addition to biosimilars, we are also developing innovative drugs, such as JY54 and JY47, and drug-device combination products, such as JY23, to further expand our product portfolio and increase our profitability in the long term.

In developing our business model, we plan to take the following specific measures to grow our product sales and to reverse the risks on and impact from regulatory and market forces:

*Continue to generate steady revenue streams from Guyoudao*

We expect that the sales volume of and the revenue generated from Guyoudao will continue to grow after the Track Record Period. The market size of rhBMP-2 bone repair materials increased from RMB102.8 million in 2018 to RMB829.1 million in 2023, with a CAGR of 51.8% and is expected to further increase to RMB4,904.6 million in 2032, with a CAGR of 21.8% from 2023 to 2032. Despite the growing demand, there is a limited number of rhBMP-2 bone repair products available in China. The gap between the supply and demand arises primarily because the technical barriers in developing such products were relatively high, as it requires strong R&D and manufacturing capabilities in both pharmaceuticals and medical devices to develop BMP-2 products. As a result, there were only four commercialized rhBMP-2 products in the Chinese market as of the Latest Practicable Date, with Guyoudao being the earliest and the one with the largest market share, which is 85.5% in 2023. In addition, as of the Latest Practicable Date, neither the Company nor CIC was aware of any rhBMP-2 product candidates that are at a late stage of clinical trials or have been approved by the NMPA but have yet to be commercialized. According to CIC, the market of rhBMP-2 products in China is still in a rapid development stage and there are relatively few industry players in this market. Therefore, the Chinese rhBMP-2 product market is still far from reaching market maturity or declining. As a result, we expect the sales volume of Guyoudao to continue to increase after the Track Record Period. For details of the four marketed rhBMP-2 products in the Chinese market as of the Latest Practicable Date, please refer to paragraphs headed “— Bone Repair Material Market” in the “Industry Overview.”

The National Healthcare Security Administration (國家醫保局) implemented the centralized volume-based procurement (“VBP”) scheme for high-value medical consumables since 2020, which focuses on medical devices and consumables with mature, high-volume clinical usage and sufficient market competition. In 2023, the Joint Office for the Procurement of High-Value Medical Consumables (國家組織高值醫用耗材聯合採購辦公室) published the Notice on the National Volume-Based Procurement Scheme of Intraocular Lenses and Sport and Exercise Medical Consumables (the “**Procurement Notice**”), which announced, among others, the 4th VBP list for high-value medical consumables (the “**4th VBP List**”). Medical devices included in the 4th VBP List experienced considerable price reductions. BMP bone repair materials, characterized by their unique combination of biologics with medical device and innovativeness, are not included in the 4th VBP List.

Nevertheless, Clause 5 of the Procurement Notice (the “**Clause 5**”) provided that, for certain medical devices which are not included in the 4th VBP List, the local governments shall regulate their price through measures (the “**Price Regulation**”) such as the implementation of bidding requirement or price restrictions. BMP bone repair materials are among such products listed in Clause 5 and therefore, are subject to the Price Regulation to be imposed by relevant local regulatory authorities. According to CIC, such Price Regulation, when compared to the pricing policies under the national VBP scheme, is expected to exert less downward pressure on the prices of BMP bone repair materials, according to CIC.



As of now, local regulatory authorities have not released detailed implementation rules for the Price Regulation, which may potentially come into effect as early as the second half of 2024 and may vary across provinces and be implemented nationwide in phases. In the absence of official guidance, the scope of potential price reductions under the Price Regulation remains uncertain. Additionally, since the government began to regulate prices of medical devices through bidding requirements or price restrictions only recently in 2023, there are not adequate previous benchmarks for comparison.

As advised by CIC, three instances of similar price regulation policies enacted by certain local authorities may serve as reference points for understanding the mechanisms and potential range of price restrictions under the Price Regulation: (1) Guizhou Provincial Healthcare Security Administration (貴州省醫療保障局) imposed price restrictions on certain orthopedic medical devices in 2023, which led to an average price reduction of 24.1% post-implementation; (2) Sichuan Province Healthcare Security (四川省醫療保障局) introduced a bidding requirement in the procurement of dental crowns in 2023, resulting in an average price decrease of 20.9%; and (3) Anhui Provincial Centralized Procurement Platform (安徽省醫藥集中採購平台) imposed price restrictions on certain vascular access devices in 2024, which led to an average price reduction of 18.8%. As further advised by CIC, as these precedents vary across different provinces and do not include BMP bone repair materials, it would not be prudent to directly infer that the anticipated price reductions resulting from the Price Regulation will align with any of these examples; however, drawing from these market precedents, there is a possibility that the expected price decrease for rhBMP-2 products following the implementation of the Price Regulation could range from 10% to 25%.

Unlike the 4th VBP List, the Price Regulation to be imposed is not volume based. As the Price Regulation does not stipulate the quantity of a product the winning bidder can sell, it generally does not have any direct impact on the sales volume of the product. Nevertheless, as the Price Regulation typically leads to price decreases, it can increase the patient access to the product and correspondingly, sales of the product as a result of lowered prices.

We expect that the sales volume of Guyoudao will continue to increase as a result of our sales and marketing efforts and lowered prices after the Price Regulation is implemented. As we expect the impact of the Price Regulation to be mitigated by the future increase in Guyoudao's sales volume, we expect to continue to generate steady revenue streams from Guyoudao after the Track Record Period along with its growth in sales volume, despite the potential decreases in price.

To realize more commercial potential of Guyoudao and mitigate the negative impact of price restrictions on our financial performance, we have taken the following measures:

- (a) *Strengthen the marketing efforts of Guyoudao and further increase its sales volume.* In particular, we will expand our sales and marketing team to cover the northeast and the northwest regions of China as well as Sichuan and Henan, where Guyoudao's market penetration was relatively low during the Track Record Period. Also, during the Track Record Period, our sales of Guyoudao were predominantly to hospitals in major cities. As the healthcare community



becomes increasingly familiar with rhBMP-2 bone repair materials, we plan to increase our marketing efforts to introduce Guyoudao to hospitals in lower-tier cities and counties, which we believe harbor market potential.

- (b) *Continue to develop next-generation BMP-2 products.* We have been and will continue to develop next-generation rhBMP-2 bone repair materials, such as JY23, which has shown improved controlled release and osteoconduction properties in preclinical studies when compared to Guyoudao. As the VBP lists generally focus on pharmaceuticals and medical devices with mature, high-volume clinical usage and sufficient market competition, innovative products are less likely to be included in VBP lists, according to CIC. Therefore, the development of next-generation products such as JY23 not only enables us to maintain and improve our competitiveness in the market but also makes us less likely to be subject to pressure from price restrictions.
- (c) *Actively tracking relevant regulatory authorities.* We will continue to actively track and understand the latest developments of VBP related policies and price restrictions. We believe it will allow us to timely adjust our plans and strategies in reaction to regulatory changes, thereby maintaining our competitiveness.

BMP bone repair materials are not included in the 4th VBP List, therefore are not required to participate in the national VBP scheme. Clause 5 provided, however, that manufacturers of BMP bone repair materials can choose to participate in the 4th VBP List on a voluntary basis. The application deadline to participate in the 4th VBP List is November 30, 2023 and no manufacturers of BMP bone repair materials participated in the 4th VBP List. According to CIC, it is unlikely that manufacturers of rhBMP-2 products would voluntarily participate in the national VBP scheme given the potential substantial decrease in sales price and the profit margin.

The national VBP scheme for medical devices differs from the national VBP scheme for pharmaceuticals. For pharmaceuticals, each winning bidder is assigned a certain number of provinces (generally ranging from five to six provinces) where they will be permitted to sell their products under the VBP scheme based on the volume and price it submitted at the bidding. The more winning bidders there are, the fewer provinces each winning bidder is assigned. Even if a winning bidder with a large market share previously sold its products across the country, it can only sell its products in the few provinces it was assigned under the national VBP scheme, resulting in a decrease of its market share. A winning bidder which previously had a small market share, however, may be able to gain a larger market share under the national VBP scheme.

In contrast, the national VBP scheme for medical devices does not have similar restrictions with respect to the number of provinces to which a winning bidder can sell. A winning bidder can sell its products in all the provinces at its bidding price and volume if it won the bid. Therefore, large medical device manufacturers which enjoy economy of scale and have higher buffer for price reduction are at a better position to retain or gain market share under national VBP scheme as compared to smaller manufacturers, according to CIC.

In addition, according to CIC, the effective implementation of VBP schemes require a sufficient number of participants in order to create enough competition. The rhBMP-2 product market in China, however, is rapidly growing and far from saturation. It increased at a CAGR of 51.7% from RMB102.8 million in 2018 to RMB544.4 million in 2022, and is expected to continue growing at a CAGR of 23.3% from RMB544.4 million in 2022 to RMB4,414.2 million in 2032. According to CIC, in general there are at least ten participants who participate in the same bidding in the national VBP schemes for pharmaceuticals or medical devices, which is much larger than the number of manufacturers of rhBMP-2 products in China as of the Latest Practicable Date.

Taking into consideration (1) the differences between the national VBP scheme for pharmaceuticals and the national VBP scheme for medical devices, and their respective impact on smaller-sized and larger-sized manufacturers; (2) Guyoudao's leading market share and our economy of scale built on our strong commercialization and production capabilities; (3) the competitive landscape of the Chinese rhBMP-2 product market and the limited number of competitors; and (4) the deadline for participating in the 4th VBP List has passed and no rhBMP-2 product manufacturer has chosen to participate in the 4th VBP List, our Directors are of the view, and the Sole Sponsor concurs upon conducting relevant due diligence work, that even if smaller market players in the rhBMP-2 market participate in the national VBP scheme, it will not have any material adverse impact on the Group's financial or operational performance.

***Develop new growth driver through commercializing JY29-2***

We plan to create a new growth driver through commercializing JY29-2, our semaglutide biosimilar. The market size of semaglutide in China is projected to rise from RMB4.9 billion in 2023 to RMB43.9 billion by 2032, at a CAGR of 27.5%. In addition, there is a global shortage of semaglutide, including its APIs, which brings substantial opportunities in the global market. JY29-2 (Jiyoutai) is the first semaglutide biosimilar in China to have obtained the IND approval, completed a Phase III clinical trial, and submitted an NDA. We expect to maximize our potential first-mover advantage and achieve strong sales record considering the significant but currently unmet market demand for semaglutide products both domestically and worldwide.

To maximize the commercial potential of JY29-2 and mitigate the negative impact of price restrictions on our financial performance, we have taken the following measures:

- (a) *Expanding our sales and marketing team for the upcoming commercialization of JY29-2.* We plan to expand our sales and marketing team to carry out the commercialization, promotion and marketing of JY29-2 (Jiyoutai), which is near commercialized.
- (b) *Upgrade and expand our manufacturing capacities for the upcoming launch of JY29-2.* We plan to further enhance our manufacturing capacity by expanding our product facilities and building new production lines for the production of JY29-2 once it is commercialized. We have accumulated deep expertise in producing GLP-1 receptor agonists, such as liraglutide, in our operation and we will apply the expertise in our production of JY29-2.

*Drive long-term growth by expanding our product pipeline*

We have built a diversified portfolio of product candidates containing early- to late-stage innovative and follow-on product candidates, which spanned our focused therapeutic areas. Notably, we had submitted the NDA for JY06 (Jixinfen), our G-CSF product modified by PEG, JY49, an avatrombopag product, and JY29-2 (Jiyoutai), a semaglutide biosimilar with the NMPA in May 2023, March 2024 and April 2024, respectively. We expect to launch them to the market after receiving approvals. In addition to our near-commercial drug candidates, we also had JY29-2 (Jikeqin) undergoing late-stage clinical development as of the Latest Practicable Date. We believe our near-commercial drug candidates and candidates in the late-stage clinical development will provide us with ample near-term commercial visibility.

In addition to our biosimilar drug candidates, we are also developing two drug candidates JY54 and JY47, both of which are expected to be Category 1 innovative drugs. JY54 was in pre-clinical stage as of the Latest Practicable Date and we expect to initiate a Phase I clinical trial of JY47 in 2025. As innovative drugs have higher technical barriers and enjoy first-mover advantages, we believe our diversified portfolio of product candidates will enable us to explore long-term growth opportunities as well.

To develop and maintain a diversified portfolio of product candidates, we have taken the following measures:

- (a) *Increase our R&D expenses and improve our R&D capabilities.* We will increase our R&D expenses to further the development of our product candidates, improving our product development platforms and expanding our R&D team.
- (b) *Research on and develop first-to-market biosimilars and innovative drugs.* We plan to continue to develop first follow-on and innovative drugs which have market potential and clinical demand. The national VBP scheme focuses on medical products with mature, high-volume clinical usage and sufficient market competition. Innovative and first follow-on drugs are less likely to be included in the national VBP scheme according to CIC, thus are subject to less downward pricing pressure compared to other products. In addition, no biological innovative drugs or biosimilars has been included in the national VBP scheme as of the latest Practicable Date, according to CIC, mainly due to their complex and different structures and the complicated manufacturing process. We plan to further strengthen our research and development of innovative and first follow-on drugs as we believe they have higher market potential and profit level compared to generic small molecule drugs, and can have a positive impact on our financial performance in the long term.

*Optimize our operational efficiency and achieve cost-savings*

We created the robust product pipeline described above in a highly cost-efficient manner. Unlike many of our competitors, we conduct substantially all of the processes for both R&D and manufacturing in-house. With end-to-end control of each process, we plan to adopt various measures in our daily operation to improve our efficiency, including (1) improving our manufacturing capacities to scale up production, (2) identifying substitute materials to lower our cost of materials, (3) optimizing our production plan to increase the utilization rate of our production facilities; (4) improving the level of automation of our production process to lower our labor cost, and (5) adopting energy-saving facilities to lower our utilization cost. We believe that we will be able to leverage our strong manufacturing capacities to achieve lower production costs compared to competitors who rely on third party manufacturers for their production needs.

## **OUR PRODUCTS**

### **Our Marketed Products**

With our continuous growth over the years, we have established a diversified product portfolio primarily comprising:

- Orthopedic: one drug-device combination product for bone repair under Guyoudao brand;
- Oncology: five products for the treatment of (i) neutropenia, (ii) chemotherapy-induced thrombocytopenia, (iii) nausea and vomiting induced by radiation therapy, chemotherapy or postoperatively, (iv) advanced breast cancer, or (v) chemotherapy-induced nausea and vomiting, each under Jilifen, Jijufen, Jiouting, Jifuwei and Jitansu brand, respectively, including two biological products and three generic small molecule drugs; and
- Hematology: two generic small molecule drugs for the treatment of venous thromboembolic diseases, each under Jipailin and Yinuojia brand, respectively.

Leveraging our manufacturing infrastructure for producing our marketed drugs, we also manufacture APIs and sell to a range of overseas markets.

## BUSINESS

The following table sets forth a breakdown of revenue from sales of our products by therapeutic areas in both absolute amounts and as percentages of our revenue for the periods indicated:

	Year Ended December 31,						Six Months Ended June 30,			
	2021		2022		2023		2023		2024	
	Amount	% of total revenue	Amount	% of total revenue	Amount	% of total revenue	Amount	% of total revenue	Amount	% of total revenue
(RMB in thousands, except for percentages)										
(unaudited)										
Orthopedics	355,146	27.2%	444,340	39.5%	708,873	55.1%	367,697	55.4%	414,099	59.0%
Oncology	488,905	37.4%	328,079	29.2%	248,207	19.3%	107,194	16.2%	134,016	19.1%
Hematology	301,712	23.1%	283,100	25.2%	220,976	17.2%	153,253	23.1%	69,429	9.9%
Other <sup>(1)</sup>	122,664	9.4%	49,586	4.4%	40,421	3.1%	10,893	1.6%	27,619	3.9%
<b>Total</b>	<b>1,268,427</b>	<b>97.0%</b>	<b>1,105,105</b>	<b>98.2%</b>	<b>1,218,477</b>	<b>94.6%</b>	<b>639,037</b>	<b>96.3%</b>	<b>645,163</b>	<b>91.9%</b>

Note:

- (1) It mainly consists of APIs.

The following table sets forth the sales revenue of our marketed products in terms of revenue contribution in absolute amounts and as percentages of our total revenue for the periods indicated:

	Year Ended December 31,						Six Months Ended June 30,			
	2021		2022		2023		2023		2024	
	Amount	% of total revenue	Amount	% of total revenue	Amount	% of total revenue	Amount	% of total revenue	Amount	% of total revenue
(RMB in thousands, except for percentages)										
(unaudited)										
Guyoudao	355,146	27.2%	444,340	39.5%	708,873	55.1%	367,697	55.4%	414,099	59.0%
Yinuojia	243,329	18.6%	235,375	20.9%	192,046	14.9%	134,666	20.3%	63,333	9.0%
Jilifen	145,838	11.2%	165,964	14.7%	142,537	11.1%	60,539	9.1%	74,749	10.6%
Jijufen	97,181	7.4%	94,298	8.4%	80,523	6.3%	35,621	5.4%	42,022	6.0%
Jipailin	58,383	4.5%	47,725	4.2%	28,930	2.2%	18,587	2.8%	6,096	0.9%
Jiouting	245,886	18.8%	67,817	6.0%	16,548	1.3%	8,429	1.3%	7,709	1.1%
Jifuwei	—	—	—	—	8,599	0.7%	2,605	0.4%	9,536	1.4%
<b>Total</b>	<b>1,145,763</b>	<b>87.6%</b>	<b>1,055,519</b>	<b>93.8%</b>	<b>1,178,056</b>	<b>91.5%</b>	<b>628,144</b>	<b>94.7%</b>	<b>617,544</b>	<b>87.9%</b>

## BUSINESS

The following table sets forth the sales volume and average selling price of our marketed products for the periods indicated:

	Year Ended December 31,						Six Months Ended June 30,			
	2021		2022		2023		2023		2024	
	Sales	Average	Sales	Average	Sales	Average	Sales	Average	Sales	Average
	volume <sup>(1)</sup>	selling price <sup>(2)</sup>	volume <sup>(1)</sup>	selling price <sup>(2)</sup>	volume <sup>(1)</sup>	selling price <sup>(2)</sup>	volume	selling price	volume	selling price
	('000 units)	(RMB/unit)	('000 units)	(RMB/unit)	('000 units)	(RMB/unit)	('000 units)	(RMB/unit)	('000 units)	(RMB/unit)
							(unaudited)			
Guyoudao	3.2	110,983.1	4.1	108,375.6	6.8	104,246.0	3.4	107,513.7	4.2	99,782.9
Yinuojia	14.8	16,441.1	14.7	16,011.9	15.1	12,718.3	7.9	16,981.8	7.6	8,344.3
Jilifen	8.4	17,361.7	9.7	17,109.7	7.9	18,042.7	3.4	17,805.6	4.1	18,143.0
Jijufen	3.9	24,918.2	3.9	24,179.0	4.2	19,172.1	1.8	19,465.0	2.2	19,545.1
Jipailin	12.4	4,708.3	10.2	4,678.9	6.5	4,450.8	3.9	4,729.5	1.7	3,564.9
Jiouting	9.5	25,882.7	5.7	11,897.7	4.8	3,447.5	2.5	3,385.1	2.7	2,876.5
Jifuwei	-	-	-	-	0.1	111,893.3	0.03	86,833.3	0.4	26,488.9

Notes:

- (1) The drug dosage and concentration in the unit differ among different products. For Guyoudao, one unit includes 40 vials and one vial may contain, for example, 0.3mg and 2.0mg. For Yinuoja, one unit includes 600 vials and one vial may contain, for example, 0.4ml and 0.6ml. For Jilifen, one unit includes 400 vials and one vial may contain, for example, 0.05ml and 0.1ml. For Jijufen, one unit includes 200 vials and one vial may contain, for example, 0.75mg and 3mg. For Jipailin, one unit includes 400 vials and one vial may contain, for example, 0.3ml and 0.5ml. For Jiouting, one unit includes 400 vials and one vial may contain, for example, 1.5ml and 5ml. For Jifuwei, one unit includes 80 vials and one vial may contain, for example, 5ml.
- (2) Calculated by dividing revenue by sales volume.

The following table sets forth selected information of all of our marketed products as of the Latest Practicable Date:

Marketed Products												
Product	Generic Name	Classification	Description	Indications	Approval Date	Product Type	Inclusion in NRDL <sup>(1)</sup>	Inclusion in VBP <sup>(2)</sup>	Regulator	Source	Whether the Originator Holds Patents in China	Geographic Market
Orthopedics												
骨欣舒® Guyoudao <sup>(3)</sup>	Bone repair material (recombinant human bone morphogenetic protein-2)	Drug-device combination	First marketed rhBMP-2 bone repair product in China	Filling and repair of bone defects, bone nonunion, bone delayed union, and graft repair of spinal fusion, joint fusion, and orthopedic bone graft	Oct 10, 2009	Class 3 medical device (drug-device combination)	N/A <sup>(4)</sup>	No	NMPA	Transferred from shareholder	N/A	Mainland China, Pakistan
Oncology												
吉粒芬® Jilifen	Human granulocyte colony stimulating factor injection	Biologics	First marketed rhG-CSF product in China	Neutropenia	Nov 7, 1996	Recombinant protein	Yes, Part B	Yes, provincial <sup>(5)</sup>	NMPA	Self-developed	No	Mainland China, Philippines, Pakistan, Guatemala
吉巨芬® Jijifen	Human interleukin-11 injection	Biologics	A platelet-derived growth factor product produced through recombinant DNA technology	Chemotherapy-induced thrombocytopenia	Sep 18, 2003	Recombinant protein	Yes, Part B	Yes, provincial <sup>(6)</sup>	NMPA	Self-developed	No	Mainland China, Pakistan
吉欧停® Jiouting	Palonosetron hydrochloride injection	Generic small molecule drug	Long-acting 5-HT3 receptor antagonist	Nausea and vomiting induced by radiation therapy, chemotherapy or postoperatively	Dec 19, 2008	Small molecule drug	Yes, Part B	Yes, national <sup>(7)</sup>	NMPA	Self-developed	No	Mainland China, Venezuela
吉爱博® Jiabei	Fulvestrant injection	Generic small molecule drug	Estrogen receptor antagonist	Advanced breast cancer	Jun 28, 2022	Small molecule drug	Yes, Part B	Yes, national <sup>(8)</sup>	NMPA	Self-developed	No	Mainland China
吉坦舒® Jianshu	Fosarepretant dimesylate injection	Generic small molecule drug	Neurokinin-1 receptor antagonists	Chemotherapy-induced nausea and vomiting	Aug 1, 2023	Small molecule drug	Yes, Part B	No	NMPA	Self-developed	Yes, the originator's patent expired on Apr 23, 2003.	Mainland China
Hematology												
吉源林® Jiyulin	Low molecular weight heparin sodium injection	Generic small molecule drug	First low molecular weight heparin sodium injection product marketed in China	Venous thromboembolic diseases	Sep 5, 1997	Small molecule drug	Yes, Part B	Yes, provincial <sup>(9)</sup>	NMPA	Self-developed	No	Mainland China
亿爱佳® Yinaojia	Enoxaparin sodium injection	Generic small molecule drug	Enoxaparin sodium	Venous thromboembolic diseases	Mar 18, 2006	Small molecule drug	Yes, Part B	Yes, national <sup>(10)</sup>	NMPA	Self-developed	No	Mainland China, Philippines, Uzbekistan, Brazil, Venezuela

Notes:

- (1) The NRDL comprises Part A and Part B. Patients purchasing pharmaceuticals included in Part A of the NRDL are entitled to reimbursement of the entire amount of the purchase price, while patients purchasing pharmaceuticals included in Part B of the NRDL are required to pay a deductible amount and obtain reimbursement for the remainder of the purchase price. The amount of the deductible differs from region to region in the PRC. In principle, the NRDL was subject to a dynamic adjustment entitled to once a year. For details, please refer to the paragraphs headed “Regulatory Overview — Laws and Regulations in Relation to New Drugs — National Reimbursement Drug List.” The market demand for our marketed products is highly sensitive to the coverage of the NRDL. Please refer to the paragraphs headed “Risk Factors — Risks Relating to Our Business and Industry — If the products we sell are excluded or removed from national, provincial or other government sponsored medical insurance programs, or are included in any national or provincial negative catalogs, our sales, profitability and business prospects could be adversely affected.”
- (2) We plan to seek collaboration with global partners to develop Guyoudao for markets outside of China in the future. Our partners will be responsible for clinical trials overseas.
- (3) Since there is no national-level reimbursement list for medical devices, the reimbursement policies for medical devices vary across different regions. Guyoudao has been gradually included in the provincial medical device reimbursement list since 2021. As of the Latest Practicable Date, Guyoudao had been included in the medical device reimbursement list of ten provinces and municipalities, namely Shanghai, Jilin, Anhui, Guangdong, Jiangxi, Hebei, Hainan, Hubei, Gansu and Chongqing.
- (4) Jilifen was included in the provincial volume-based procurement (“VBP”) scheme in Anhui with the cycle starting from July 2023 and ending in July 2024. Jijufen was included in the provincial VBP scheme in Shanxi, Guangdong, Henan, Qinghai, and Xinjiang with the cycle starting from December 2022 to July 2023 and ending from December 2023 to July 2025. It was also included in the provincial VBP scheme in Tianjin, Guangxi, Chongqing, Yunnan, Sichuan, and Inner Mongolia with the cycle starting from March 2024 to July 2024 and ending from March 2025 to July 2025.
- (5) Jipailin was included in the provincial VBP in Shanxi, Guangdong, and Henan with the cycle starting from December 2022 to April 2023 and ending from December 2024 to April 2025.
- (6) Jiouting (5mL: 0.25mg) won in the bidding process under the fifth batch of national VBP scheme. Jiouting (1.5mL: 0.075mg) won in the bidding process under the seventh batch of national VBP scheme. Jiouting (5mL: 0.25mg) was included in the national VBP cycle starting from September to October 2021, and ending from August to September 2024. Jiouting (1.5mL: 0.075mg) was included in the VBP cycle starting from November 2022 and ending in October 2025. Jifuwei won in the bidding process under the ninth batch of national VBP scheme. Jifuwei was included in the VBP in March 2024, and the cycle is expected to end in February 2028.
- (7) Yinaojia won in the bidding process under the eighth batch of national VBP scheme with the cycle starting from July 2023 and ending in June 2026. The VBP scheme has rolled out at both national and provincial levels. For details of the differences of the national and provincial VBP schemes, see “Business — Pricing — VBP Schemes — National and Provincial VBP Schemes.”



### ***Orthopedic Product***

*Guyoudao 骨优导® (rhBMP-2 Bone Repair Material)*

*Drug-device combination product, China's first approved rhBMP-2 bone repair material*

Guyoudao is a drug-device combination product and a bone repair material with rhBMP-2, which can be used for the filling and repair of bone defects, bone nonunion, bone delayed union, spinal fusion, joint fusion, and other orthopedic conditions that require grafting. The marketing approval for Guyoudao was obtained in October 2009 and it was subsequently launched in 2010. Guyoudao is the first bone repair material with rhBMP-2 approved for sale in China, making us the second company in the world with a commercialized rhBMP-2 product.

Guyoudao is designed for hospital use and is applied during surgeries by licensed orthopedic surgeons, and our target end-customers are hospitals which are qualified to carry out orthopedic surgeries.

For the years ended December 31, 2021, 2022, 2023 and the six months ended June 30, 2024, our sales of Guyoudao were RMB355.1 million, RMB444.3 million, RMB708.9 million and RMB414.1 million, respectively, accounting for 27.2%, 39.5%, 55.1% and 59.0% of our total revenue for the same periods, respectively. The sales revenue of Guyoudao increased by 25.1% from 2021 to 2022, and increased by 59.5% from 2022 to 2023. According to CIC, we ranked the first among all manufacturers in the bone repair material market in China as measured by revenue in 2023, with a market share of 21.8%.

Guyoudao was initially developed by the Hangzhou Huadong Medicine (Group) Gene Technology Research Institute (杭州華東醫藥(集團)基因技術研究所). Recognizing the promising prospects of Guyoudao, which aligns with our strategic development, we proactively sought the opportunity to acquire Guyoudao from Hangzhou Huadong Medicine Group Co., Ltd. (杭州華東醫藥集團有限公司), a shareholder of Huadong Medicine. In August 2010, Hangzhou Huadong Medicine Group Co., Ltd. and we entered into the Asset Transfer Agreement, pursuant to which all know-how and pertinent intellectual property rights in connection with Guyoudao was transferred to us. We also obtained relevant certificates with respect to Guyoudao, including medical device registration certificate and medical device production license, from the original registration authorities. The terms and conditions for such transfer were arrived at after arm's length negotiation and are in line with the industry average for similar arrangements. As of the Latest Practicable Date, we held one granted patent and one pending patent application on the method for producing recombinant human bone morphogenetic protein-2 mature peptide, with the expiry date being July 2030.

Leveraging our experience in developing Guyoudao, we are conducting various research and development activities to maximize the commercial potential of rhBMP-2. For example, we are currently developing JY23, a next-generation bone repair material developed by combining rhBMP-2 with bioactive materials. Please refer to the paragraphs headed “— Our Products — Our Product Candidates Under Development” in this section for more details.

The National Healthcare Security Administration (國家醫保局) implemented the centralized volume-based procurement (“VBP”) scheme for high-value medical consumables since 2020, which focuses on medical devices and consumables with mature, high-volume clinical usage and sufficient market competition. In 2023, the Joint Office for the Procurement of High-Value Medical Consumables (國家組織高值醫用耗材聯合採購辦公室) published the Notice on the National Volume-Based Procurement Scheme of Intraocular Lenses and Sport and Exercise Medical Consumables (the “**Procurement Notice**”), which announced, among others, the 4th VBP list for high-value medical consumables (the “**4th VBP List**”). Medical devices included in the 4th VBP List experienced considerable price reductions. BMP bone repair materials, characterized by their unique combination of biologics with medical device and innovativeness, are not included in the 4th VBP List.

Nevertheless, Clause 5 of the Procurement Notice (the “**Clause 5**”) provided that, for certain medical devices which are not included in the 4th VBP List, the local governments shall regulate their price through measures (the “**Price Regulation**”) such as the implementation of bidding requirement or price restrictions. BMP bone repair materials are among such products listed in Clause 5 and therefore, are subject to the Price Regulation to be imposed by relevant local regulatory authorities. According to CIC, such Price Regulation, when compared to the pricing policies under the national VBP scheme, is expected to exert less downward pressure on the prices of BMP bone repair materials. As we expect the impact of the price restrictions to be mitigated by the future increase in Guyoudao’s sales volume, we expect to continue to generate steady revenue streams from Guyoudao after the Track Record Period along with its growth in sales volume, despite the potential decrease in prices. For details of for the potential impact of the price restrictions on Guyoudao’s sales price and sales volume, please refer to the paragraphs headed “—Our Business Model” in this section.

## Product Structure

Guyoudao consists of rhBMP-2 as an active agent and medicinal gelatin, soy lecithin and hydroxyapatite as carrier. See below for an illustrative diagram of Guyoudao:



Each of the active agent and excipients is described below.

Precisely quantifiable rhBMP-2

rhBMP-2 is an osteoinductive protein that plays a critical role in the differentiation of mesenchymal stem cells into osteoblasts, thus promoting bone and cartilage formation. By enhancing osteogenesis at implantation site, rhBMP-2 accelerates the healing and repair of bone injuries and reduces the necessity for subsequent intervention due to its biodegradable nature. Consequently, rhBMP-2 presents therapeutic potential for the filling and repair of bone defects, bone nonunion, bone delayed union, spinal fusion, joint fusion, and other orthopedic conditions that require grafting.

Leveraging our recombinant protein drug technology platform and advanced protein expression systems, we produce the rhBMP-2 in Guyoudao using a distinct truncated human amino acid fragment, and we are able to accurately control the effective content and purity of protein. The production process of recombinant protein can be tightly controlled to ensure purity, consistency, and sterility of the products. Compared to animal-derived BMP-2, rhBMP-2 demonstrates better osteoinductive properties, a much lower risk of immune rejection, as well as higher scalability and consistency for commercial manufacturing.

#### Carrier

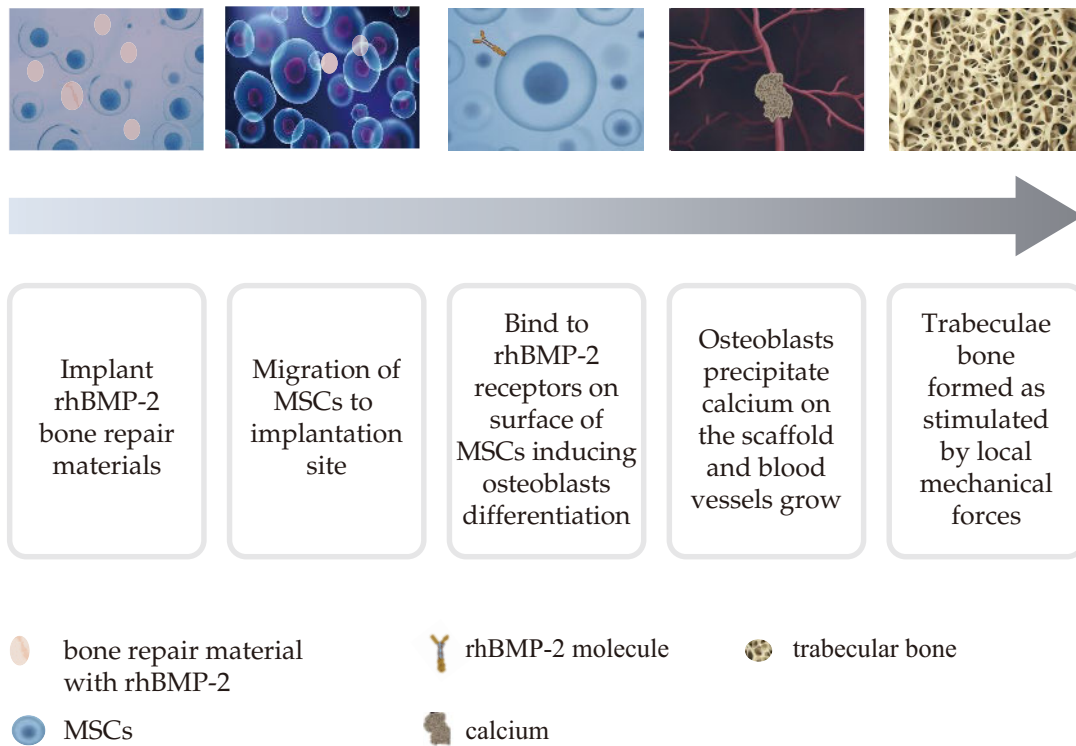
Guyoudao was coated with soy lecithin and gelatin to create sustained-release medical systems, so that rhBMP-2 can be gradually released and trigger or modulate new bone formation. In the meantime, the porous hydroxyapatite scaffold can induce the cells to migrate into the scaffold structure and improve osteoconduction and remodeling at the implant site.

Moreover, we maintain cold chain management system to ensure product stability and biological activity, and we scientifically designed its multi-layer sterile packaging to ensure contamination-free use of the product.

#### Mechanism of Action

The way of the implantation of Guyoudao varies in different kinds of orthopedic surgeries. For example, orthopedic surgeons would directly place Guyoudao in the implantation site in the human body in humeral bone graft surgery, while for patients who are undergoing spinal, lumbar or cervical interbody fusion surgery, Guyoudao is often times placed in a fusion cage to be implanted in the human body. When Guyoudao is implanted in the body, rhBMP-2 induces the migration of mesenchymal stem cells (“MSCs”) to the site of implantation. MSCs, as precursors of osteoblasts, serve as the principal workforce in the coordinated interaction between bone-forming cells and biologic signals, which facilitate the bone formation and healing. rhBMP-2 provides an environment where MSCs multiply prior to differentiation. rhBMP-2 binds to specific receptors on the surface of MSCs, inducing them to differentiate into osteoblasts. Osteoblasts produce new bone and initiate the release of biologic signals that direct the formation and remodeling of bone. These biologic signals further attract MSCs and other bone-forming cells to the site of bone formation as well as cause the differentiation of MSCs into osteoblasts. As the body continues to remodel bone in response to the local environmental and mechanical forces, normal trabecular bone will form. Guyoudao can be absorbed by the human body and needs no replacement from time to time.

The following diagram illustrates the mechanism of action of Guyoudao:



## Clinical Benefits

We believe the following clinical benefits have contributed to the success of Guyoudao:

- Higher healing speed.** A trial conducted on 75 trial subjects with distal tibial fractures compared patients who received Guyoudao, bone dust and minimally invasive plate osteosynthesis (“**MIPPO**”) technique versus patients treated with MIPPO technique only. The result showed that the average fracture healing time of the experimental group was  $17.61 \pm 2.25$  weeks while that of the control group was  $20.03 \pm 3.39$  weeks. Another trial conducted on 90 cases of femoral neck fracture comparing patients who applied Guyoudao and cannulated compression screw with patients who applied cannulated compression screw only. The result showed that the average fracture healing time of the experimental group was  $6.84 \pm 1.01$  months, significantly shorter than that of the controlled group, which is  $7.68 \pm 1.09$  months.

- *Improved bone regeneration and restoration.* As rhBMP-2 can induce high osteoinductive activity, Guyoudao can effectively improve the quality of bone formation. Various clinical studies have demonstrated that the implementation of Guyoudao can effectively reduce the risk of bone non-union and delayed union and achieve better outcomes in bone regeneration. In particular, a trial conducted on 42 trial subjects with non-traumatic found that, for patients whose necrotic stage was in the IIb and IIc stages according to Association Research Circulation Osseous classification system or fall under type C and L1 category under the China-Japan Friendship Hospital classification system, the use of artificial bone substitutes together with Guyoudao achieved better outcomes in bone repair than the controlled group. Another clinical trial on 20 trial subjects with neglected femoral neck fractures has shown that the treatment of modified dynamic hip screw with autogenous bone and Guyoudao was effective in achieving fracture reduction, postoperative success of implant placement and less complications.
- *Replace autologous bone graft and avoid secondary intervention.* Another primary advantage of Guyoudao is that it is an alternative to autograft, which is the use of autogenous bone for implantation into a void or defect elsewhere in the body. Various trials conducted on patients with calcaneal fractures, lumbar degenerative diseases and cervical spondylosis compared patients who received Guyoudao versus autograft. The results indicate that Guyoudao heals patients as well as autograft. In addition, Guyoudao saves patients from the pain and complications of the secondary bone harvesting procedure required for autograft.
- *Favorable biocompatibility and degradability.* Guyoudao uses medicinal gelatin, soybean lecithin and hydroxyapatite as carrier. Compared with other bone repair materials, the carrier of Guyoudao is closer to human tissue, thereby allowing for better biocompatibility with surrounding tissues and favorable biodegradability. These advantages of the carrier improve the efficacy of this product and significantly reduce the safety risks resulted from residual carrier staying around the implantation site. Moreover, the carrier of Guyoudao enables the sustained release of its active agent, i.e. rhBMP-2, leading to enhanced therapeutic effects and safety.

### Market Opportunity and Competition

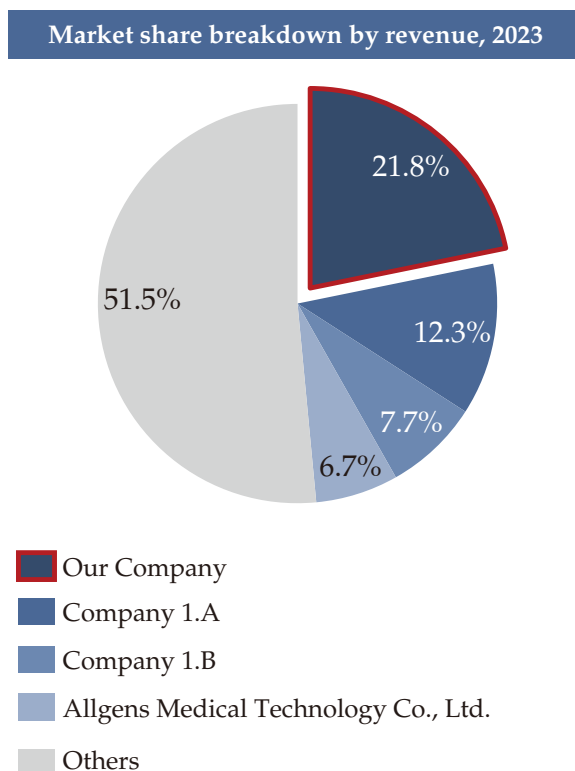
Bone injuries have become a prevalent bone disease in China. The incidence of bone injuries in China have increased from approximately 2.6 million in 2018 to approximately 3.0 million in 2023 and is expected to reach approximately 4.0 million by 2032 attributable to the rapidly aging population and changes in people’s transportation and outdoor sports activity patterns that contribute to a higher frequency of bone injury accidents, according to the same source. As a result, the bone repair materials market in China has seen a steady growth in recent years, with its market size expanded from RMB551.9 million in 2018 to RMB3,252.7 million in 2023 at a CAGR of 43.6%. Based on historical growth trends, the market size is projected to reach RMB8,020.6 million by 2032, at a CAGR of 10.5%.

In the bone repair material market, bone morphogenetic proteins are recognized for their role in inducing bone tissue formation. Among these proteins, BMP-2 stands out as one of the factors with the strongest osteoinductive ability and has been recommended by a number of osteonecrosis of the femoral head (ONFH) clinical practice guidelines and expert consensus in China as a recommended therapy for ONFH patients. In particular, it has been recommended by the “2022 Expert Consensus on Clinical Diagnosis and Treatment Techniques for ONFH” (《股骨頭壞死臨床診療技術專家共識 (2022年)》), the “2022 Expert Consensus on Clinical Drug Prevention and Treatment of ONFH” (《股骨頭壞死臨床藥物防治專家共識 (2022年)》), both issued by the Bone Microcirculation Professional Committee of Chinese Microcirculation Society, and the “Clinical Diagnosis and Treatment Standards for ONFH” (《股骨頭壞死臨床診療規範》) issued by the Chinese Medical Association in both 2015 and 2016.

Because of its effectiveness in promoting fast bone formation and increased bone regeneration volume, Guyoudao has been adopted by hundreds of hospitals in China as of the Latest Practicable Date and has demonstrated considerable market demand. The increasing adoption of Guyoudao aligns with, and contributes to, the emerging trend of accelerated and enhanced recovery pathways after orthopedic surgeries in China. In addition to orthopedic surgeries, rhBMP-2 products also have the potential to be used in cranial and maxillofacial applications in the future, such as cranioplasty, alveolar bone grafts, and repairing defects of the jaw, and dentistry applications such as dental implants, harboring market potential.

## BUSINESS

The top four manufacturers in the bone repair materials market in China accounted for approximately 48.5% of the total market share in 2023. We ranked the first among all bone repair materials manufacturers in China as measured by revenue in 2023, according to the same source. The following chart sets forth the top four companies in China's bone repair materials market in terms of revenue in 2023, as well as our position in the ranking:



Source: NMPA; CIC

- Company 1.A, headquartered in Shanxi, China, was founded in 1999. It focuses on the R&D, production and sales of biological tissue materials. It entered the bone repair materials sector in 2012 and currently holds one approved non-bioactive bone repair material product in China.
- Company 1.B, headquartered in Beijing, China, was founded in 2002. It is committed to the R&D, production, and sales of Class 3 medical devices (medical biomaterials). It entered the bone repair materials sector in 2016 and currently holds two approved non-bioactive bone repair material products in China.
- Allgens Medical Technology Co., Ltd. (奥精醫療科技股份有限公司), headquartered in Beijing, China, was listed on Shanghai Stock Exchange in 2021. It was founded in 2004 and is dedicated to the R&D, production and sales of implantable medical devices for tissue regeneration and repair.



We expect that the sales revenue of Guyoudao will continue to be a majority of our total revenue in the foreseeable future. According to CIC, the market size of rhBMP-2 bone repair materials increased from RMB102.8 million in 2018 to RMB829.1 million in 2023, with a CAGR of 51.8% and is expected to further increase to RMB4,904.6 million in 2032, with a CAGR of 21.8% from 2023 to 2032. Despite the growing demand, there is a limited supply of BMP-2 bone repair products. The gap between the supply and demand arises primarily because of the following:

*Exclusive competitive landscape.* The technical barriers in developing rhBMP-2 bone repair materials are relatively high, as it requires strong R&D and manufacturing capabilities in both pharmaceuticals and medical devices. The development cycles of drug-device combination products are generally longer when compared to those of chemical drugs. In addition, the production of biologics, which BMP-2 products belong to, involves higher technical difficulties and has higher standards with respect to production facilities. Furthermore, according to CIC, the complex and prolonged regulatory approval process for drug-device combination products, such as Guyoudao, also establishes a significant entry barrier for new market entrants. These heightened thresholds consequently shaped a more exclusive competitive landscape for rhBMP-2 products, with only four commercialized rhBMP-2 products in the Chinese market as of the Latest Practicable Date. Among them, Guyoudao is the earliest and the one with the largest market share, which was 85.5% in 2023.

*Market leading position.* Among the rhBMP-2 bone repair material products commercialized in China as of the Latest Practicable Date, the approved indications of Guyoudao are the most extensive, covering the filling and repair of bone defects, bone nonunion, bone delayed union, and graft repair of spinal fusion, joint fusion, and orthopedic bone graft. In addition, Guyoudao is the first rhBMP-2 bone repair material commercialized in China. Over the past decade, Guyoudao has gradually built strong market recognition. It has not only received multiple awards and recognitions, but has also been recommended in published expert consensus. The broad spectrum of cases where Guyoudao can be applied and its strong market recognition together distinguish it from other rhBMP-2 products available in China, and enables us to maintain a market leading position.

*Growing market demand and large untapped market.* Despite that Guyoudao was commercialized in 2010, it has significant market potential. According to CIC, the rhBMP-2 market in China increased from RMB102.8 million in 2018 to RMB829.1 million in 2023, with a CAGR of 51.8%. The growth momentum is expected to continue as a result of the aging population and the increasing number of cases of sports injuries, and the market is expected to increase to RMB4,904.6 million in 2032 with a CAGR of 21.8% between 2023 and 2032. According to CIC, the market of rhBMP-2 products in China is still in a rapid development stage and there are relatively few industry players in this market. Therefore, the Chinese rhBMP-2 product market is still far from reaching market maturity or declining. Despite the growth of the potential market, the market penetration of rhBMP-2 products is relatively low. As of December 31, 2022, there were approximately 14,700 class II and class III hospitals in China which perform orthopedic surgeries. Only about 8% of such hospitals has purchased Guyoudao. The relatively low penetration rate is mainly because Guyoudao is the first rhBMP-2 product in China, which requires significant

marketing resources for us to introduce Guyoudao to the market, educate the market regarding its therapeutic benefits and build brand recognition. As the first entrant in the rhBMP-2 market in China, this process can take significantly longer. Nevertheless, we believe the large untapped market in China represents market potential to enable the long-term growth of Guyoudao.

According to CIC, there were approximately 14,000 Class II and Class III hospitals in China in 2021. Among them, about 13.3% of the Class III hospitals and 1.9% of the Class II Hospitals purchased Guyoudao in 2021. In Eastern China, Central China and Western China, about 7.4%, 6.3% and 1.3% of the Class II and Class III Hospitals purchased Guyoudao in 2021. We will increase our marketing efforts of Guyoudao in markets where its current penetration is relatively low, such as Northeast China, Northwest China, Sichuan Province and Henan Province. For details of our marketing plan, please refer to the “Future Plans and Use of Proceeds” section. Guyoudao’s penetration rate in Class I hospitals is relatively low, as most of the Class I hospitals are not qualified to conduct orthopedic surgeries according to CIC. Among approximately 12,600 Class I hospitals in China, about 0.5% of them purchased Guyoudao in 2021.

As the first entrant in China’s rhBMP-2 market, we have accumulated deep expertise in the sales and marketing of rhBMP-2 products and have built a professional sales and marketing force. In educating the market of the therapeutic effect of rhBMP-2 products, we have built strong brand awareness of Guyoudao over the past decade. We plan to further invest in our sales and market efforts of Guyoudao, especially in areas where its current penetration is relatively low. We believe that our market recognition, strong sales and marketing capabilities and our market-leading position will enable us to maintain our competitive edge and capture the growth opportunities in the untapped market. Taking into account of the above and the market conditions, our Directors and CIC are of the view that although Guyoudao may be subject to price restrictions and undergo downward price adjustment in the future, a lower price can help increase its sales volume and therefore mitigate the negative impact of price restrictions on its sales revenue.

*Continuous product upgrades.* To maintain our competitiveness, we are actively researching on and developing more rhBMP-2-based bone repair materials. For example, we are developing JY23, a next-generation bone repair material by combining rhBMP-2 with various biomaterials. Compared to Guyoudao, JY23 showed better controlled release and osteoconduction properties in preclinical studies. We believe our continuous efforts in developing next-generation BMP-2 products will help us maintain and strengthen our market leading position in the future.

Based on the above, our Directors and CIC are of the view that Guyoudao can continue to maintain a leading position in China in terms of market share and market recognition among products in China, and there is no material risk of Guyoudao being replaced or rendered obsolete in the foreseeable future even though it was launched in 2010.

Major Awards and Recognition

The following table sets forth major awards and recognitions that Guyoudao has received in the past years:

Awards and recognitions	Grantor	Year
Outstanding Medical Device Produced in China	China Association of Medical Equipment	2017
National High-tech R&D Program (863 Program)	Ministry of Science and Technology	2000

***Oncology Products***

As of the Latest Practicable Date, our oncology product portfolio comprised five products, namely Jilifen, Jijufen, Jiouting, Jifuwei and Jitansu. For the years ended December 31, 2021, 2022, 2023 and the six months ended June 30, 2024, our sales of oncology products were RMB488.9 million, RMB328.1 million, RMB248.2 million and RMB134.0 million, respectively, accounting for 37.4%, 29.2%, 19.3% and 19.1% of our total revenue for the same periods, respectively.

Oncology was the largest therapeutic area in China in terms of sales revenue of pharmaceuticals in 2023, accounting for 17.4% of the overall pharmaceutical market in the same year. In terms of sales revenue, the oncology pharmaceutical market grew at a CAGR of 9.1% from RMB154.6 billion in 2018 to RMB238.9 billion in 2023. The significant unmet clinical demands, increase in patients' affordability and willingness to pay for treatment, favorable government policies will continue to drive the rapid growth of the oncology pharmaceutical market in China, according to the same source.

*Jilifen 吉粒芬® (hG-CSF Injection)*

*China's first domestically developed hG-CSF product*

With the approval for sale obtained in October 1996, Jilifen is the first domestically developed human granulocyte colony stimulating factor (hG-CSF) in China. Jilifen is primarily used for the treatment for neutropenia (low white blood cells), whether it is congenital, idiopathic, or induced by chemotherapy, aplastic anemia, myelodysplastic syndrome, or bone marrow transplantation. The level of bioactivity of the protein in Jilifen is equivalent to human G-CSF. G-CSF stimulates the survival and proliferation of myeloid progenitor cells, as well as their differentiation towards neutrophilic granulocytes. In addition, G-CSF stimulates the release of mature neutrophils from bone marrow and brings about their activation. According to publicly available information of certain clinical studies, G-CSF has demonstrated that it is useful in treating patients suffering from neutropenia during or after chemotherapy and in mobilizing peripheral blood progenitor cells for harvesting and transplantation.

Jilifen was developed by us in-house with its approval for sales obtained in October 1996. As the first domestically developed hG-CSF product in China, pursuant to the Regulations on the Protection of New Drugs and Technology Transfer promulgated by the Ministry of Health in 1987, Jilifen was granted a protection period of four years from October 1996 to October 2000, during which period the production of approved new drug will not be transplanted if other entities have not received the technology transfer from the original entity who received the approval for sales. Please refer to the section headed “Regulatory Overview” in this prospectus for more details. Since there were also other hG-CSF products receiving approval for sales during the aforementioned protection period, we did not observe material changes in the sales volume and selling price of our product Jilifen following the lapse of the protection period. As of the Latest Practicable Date, we held one patent in connection with Jilifen, with the expiry date being October 2030. See below for an illustrative diagram of Jilifen:



G-CSF has been recommended by a number of clinical practice guidelines and expert consensus as a recommended therapy for preventing and treating neutropenia caused by tumor radiotherapy and chemotherapy. In particular, G-CSF has been recommended by the “NCCN Guidelines: Hematopoietic Growth Factors Version 1 (2023)” issued by the National Comprehensive Cancer Network as well as the “Guidelines for the Standardized Management of Neutropenia Associated with Tumor Radiotherapy and Chemotherapy” (《腫瘤放化療相關中性粒細胞減少症規範化管理指南》) issued by the Chinese Society of Clinical Oncology in 2021.

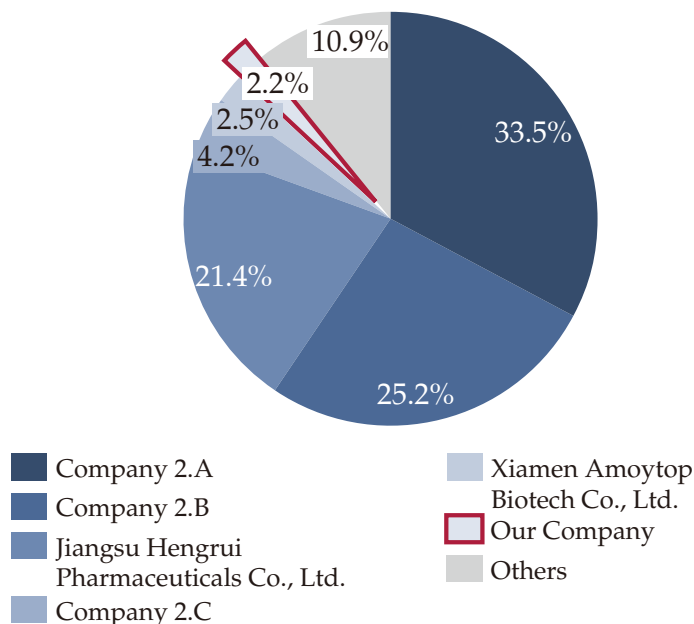
Jilifen has been included in Part B of the NRDL since 2004. Our revenue derived from sales of Jilifen amounted to RMB145.8 million, RMB166.0 million, RMB142.5 million and RMB74.7 million in 2021, 2022, 2023 and the six months ended June 30, 2024, respectively, accounting for 11.2%, 14.7%, 11.1% and 10.6% of our total revenue during the respective period. Please refer to the paragraphs headed “Financial Information — Description of Major Components of Our Results of Operations — Revenue” for more details.

The G-CSF market grew from RMB5.1 billion in 2018 to RMB9.3 billion in 2023, at a CAGR of 12.5%, and is expected to stabilize by 2032. In China, there are over 100 approved G-CSF products, including 8 long-acting varieties. Notably, we were the first in China to receive approval for a short-acting G-CSF product. Jilifen, our hG-CSF product, generated sales revenue of RMB142.5 million in 2023, representing a market share of 2.2%, and ranking sixth in terms of sales revenue among our competitors.

## BUSINESS

The following chart sets forth the competitive landscape of China's G-CSF market in terms of revenue in 2023 as well as our position in the ranking:

Competitive Landscape of the G-CSF Market in China, 2023



Source: Menet

- *Company 2.A, headquartered in Shandong, China, was founded in 1992. It focuses on the R&D, production and sales of drugs used to treat common diseases and other diseases that seriously endanger human health. It entered the cancer treatment drug sector in 1999 and currently holds five approved drug candidates that are potentially competitive with the Company, including G-CSF, IL-11, palonosetron, fulvestrant, and fosaprepitant in China.*
- *Company 2.B, headquartered in Hebei, China, was founded in 1992. It is committed to the R&D, production, and sales of new drugs, mainly including monoclonal antibodies and fusion proteins. It entered the cancer treatment drug sector in 2000 and currently holds two approved G-CSF drug candidates in China.*
- *Jiangsu Hengrui Pharmaceuticals Co., Ltd. (江蘇恒瑞醫藥股份有限公司), headquartered in Jiangsu, China, and listed on the Shanghai Stock Exchange, was founded in 1997. It is primarily dedicated to the R&D, production, and sales of oncology drugs, endocrine therapy drugs, and cardiovascular drugs.*
- *Company 2.C, headquartered in Tokyo, Japan, was founded in 1949. It is dedicated to the R&D, production, and sales of new drugs primarily for the treatment of cancer and kidney diseases. It entered the cancer treatment drug sector in 2017 and currently holds one approved G-CSF drug candidate in China.*
- *Xiamen Amoytop Biotech Co., Ltd. (廈門特寶生物工程股份有限公司), headquartered in Fujian, China, and listed on the Shanghai Stock Exchange (stock code: 688278.SH), was founded in 1996. It is dedicated to the R&D, production, and sales of recombinant proteins and long-acting modified drugs.*

## BUSINESS

The following table sets forth major awards and recognitions that Jilifen has received in the past years:

Awards and recognitions	Grantor	Year
Torch Program	Ministry of Science and Technology	1999
National Key New Product	State Scientific and Technological Commission	1997

### *Jijufen 吉巨芬® (Human Interleukin-11 Injection)*

With the approval for sale obtained in September 2003, Jijufen is among the first few domestically developed biological products of interleukin-11 (IL-11) injection. It is produced through recombinant DNA technology and can be used to prevent and treat low platelet count in patients who are undergoing chemotherapy. IL-11 stimulates platelet production. The primary hematopoietic activity of IL-11 is stimulation of megakaryocytopoiesis and thrombopoiesis. At the molecular level, IL-11 binds to the IL-11 receptor (IL-11R $\alpha$ ) on various cells involved in hematopoiesis, including hematopoietic stem cells, megakaryocyte progenitor cells and megakaryocytes. Binding of IL-11 to IL-11R $\alpha$  stimulates the proliferation of hematopoietic stem cells and megakaryocyte progenitor cells and induces megakaryocyte maturation resulting in increased platelet production. Platelets produced in response to IL-11 are morphologically and functionally normal and possess a normal life span. See below for an illustrative diagram of Jijufen:



IL-11 has been recommended by a number of expert consensuses as a recommended therapy for preventing and treating low platelet count in patients who are undergoing chemotherapy. In particular, IL-11 has been recommended by the “Consensus on the clinical diagnosis, treatment and prevention of cancer treatment-induced thrombocytopenia in China (2023 edition)” (《中國腫瘤藥物相關血小板減少診療專家共識 (2023版)》) issued by the Society of Chemotherapy, China Anti-Cancer Association in 2023, and the “Expert Consensus on the Clinical Application of hIL-11 in the Prevention and Treatment of Thrombocytopenia” (《重組人白介素-11防治血小板減少症臨床應用中國專家共識》) issued by certain expert committees including the Anti-tumor Drug Safety Management Expert Committee of the Chinese Society of Clinical Oncology in 2021.



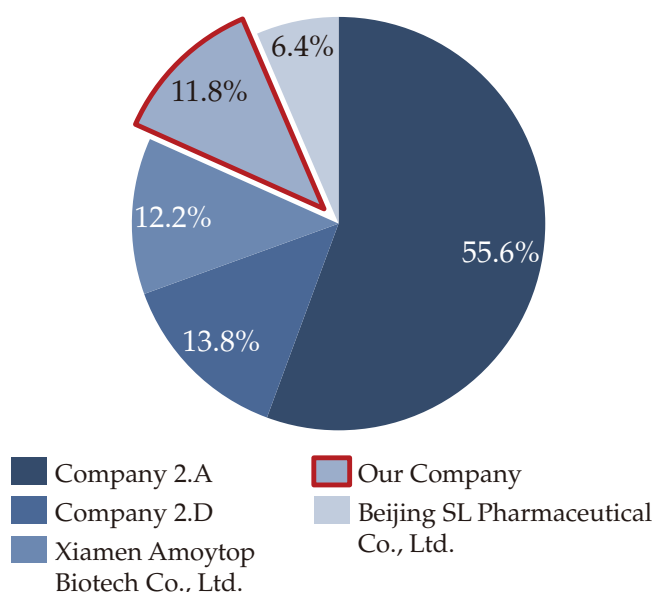
## BUSINESS

Jijufen has been included in Part B of the NRDL since 2009. Our revenue derived from sales of Jijufen amounted to RMB97.2 million, RMB94.3 million, RMB80.5 million and RMB42.0 million in 2021, 2022, 2023 and the six months ended June 30, 2024, respectively, accounting for 7.4%, 8.4%, 6.3% and 6.0% of our total revenue during the respective period. Please refer to the paragraphs headed “Financial Information — Description of Major Components of Our Results of Operations — Revenue” for more details.

The IL-11 market is expected to stabilize at around RMB1.0 billion by 2032. Six IL-11 drugs were approved by the NMPA as of the Latest Practicable Date. Jijufen, our IL-11 product, generated sales revenue of RMB80.5 million in 2023, with market shares of 11.8%, ranking fourth in terms of sales revenue among our competitors.

The following chart sets forth the competitive landscape of China’s IL-11 market in terms of revenue in 2023 as well as our position in the ranking:

**Competitive Landscape of the IL-11 Market in China, 2023**



Source: Menet

- *Company 2.D, headquartered in Shandong, China, was founded in 1997. It is primarily dedicated to the R&D, production, and sales of recombinant protein drugs. It entered the cancer treatment drug sector in 2008 and currently holds one approved IL-11 drug candidate in China.*
- *Beijing SL Pharmaceutical Co., Ltd. (北京雙鷺藥業股份有限公司), headquartered in Beijing, China and listed on the Shenzhen Stock Exchange (stock code: 002038.SZ), was founded in 1994. It focuses on the R&D, production, and sales of genetically engineered drugs.*

Jijufen received the China Patent Excellence Award issued by the China National Intellectual Property Administration in 2015.



*Jiouting 吉欧停® (Palonosetron Hydrochloride Injection)*

With the approval for sale obtained in December 2008, Jiouting is among the first few domestically developed generic products of palonosetron hydrochloride injection that can be used to prevent and treat nausea and vomiting induced by radiation therapy, chemotherapy or postoperatively. Chemotherapeutic agents produce nausea and vomiting by releasing serotonin from the enterochromaffin cells of the small intestine. The released serotonin then activates 5-HT<sub>3</sub> receptors, which have been demonstrated to selectively participate in the emetic response, located on vagal afferents to initiate the vomiting reflex. Palonosetron is a 5-HT<sub>3</sub> receptor antagonist with a strong binding affinity for the receptors and little or no affinity for other receptors, which enables it to inhibit vomiting reflux. See below for an illustrative diagram of Jiouting:



Palonosetron has been recommended by a number of clinical practice guidelines and expert consensuses as a recommended therapy for antiemesis. In particular, palonosetron has been recommended by the “NCCN Guidelines: Antiemesis” issued by the National Comprehensive Cancer Network in 2023, and the “Expert Consensus on the Prevention and Treatment of Nausea and Vomiting Related to Cancer Drug Therapy” (《肿瘤药物治疗相关恶心呕吐防治专家共识》) issued by the China Anti-Cancer Association in 2022.

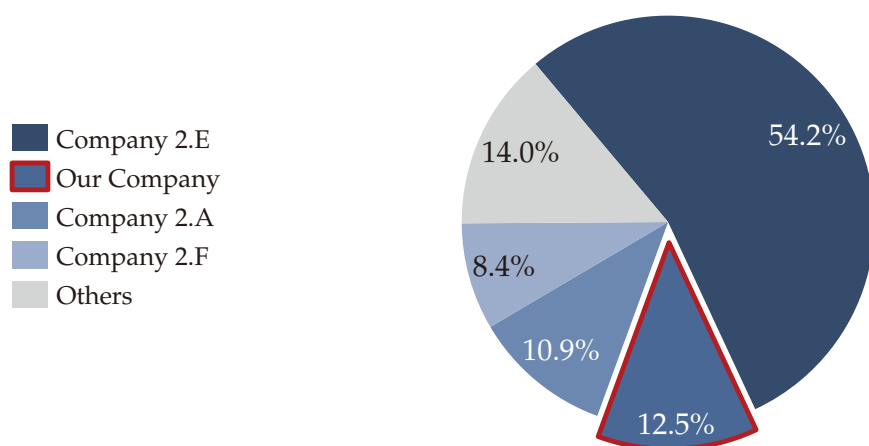
Jiouting has been included in Part B of the NRDL since 2017. In June 2021, Jiouting (5mL: 0.25mg) won in the bidding processes under the fifth batch of the national VBP List. In July 2022, Jiouting (1.5mL: 0.075mg) won in the bidding processes under the seventh batch of the national VBP List. The VBP mechanism operates on the principle of purchasing larger quantities of pharmaceutical products at lower prices and manufacturers which have a larger market share may experience a decrease in sales volume as they have to share a smaller market with other winning bidders. Our revenue derived from sales of Jiouting amounted to RMB245.9 million, RMB67.8 million, RMB16.5 million and RMB7.7 million in 2021, 2022, 2023 and the six months ended June 30, 2024, respectively, accounting for 18.8%, 6.0%, 1.3% and 1.1% of our total revenue during the respective period. Please refer to the paragraphs headed “Financial Information — Description of Major Components of Our Results of Operations — Revenue” for more details.

## BUSINESS

The palonosetron market experienced a decline in 2022 due to reduced prices following its inclusion in the national VBP Lists. Post-VBP, palonosetron injection saw over a 70% price reduction. The palonosetron market is projected to stabilize around RMB0.4 billion by 2032, according to the same source. Jiouting, our palonosetron product, generated revenues of RMB16.5 million in 2023, holding market shares of 12.5% and maintaining the second rank nationally in terms of sales revenue among our competitors.

The following chart sets forth the competitive landscape of China's palonosetron market in terms of revenue in 2023 as well as our position in the ranking:

**Competitive Landscape of the Palonosetron Market in China, 2023**



Source: Menet; CIC

- *Company 2.E, headquartered in Jiangsu, China, was founded in 1997. It focuses on the R&D, production and sales of innovative drugs. It entered the oncology drug sector in 2015 and currently holds three approved drug candidates that are potentially competitive with the Company, including palonosetron, fulvestrant, and fosaprepitant.*
- *Company 2.F, headquartered in Sichuan, China, was founded in 2001. It is dedicated to the R&D, production, and sales of chemical drugs, and traditional Chinese medicine. It entered the cancer treatment drug sector in 2013 and currently holds one approved palonosetron drug candidates in China.*

The following table sets forth major awards and recognitions that Jiouting has received in the past years:

Awards and recognitions	Grantor	Year
Torch Program	Ministry of Science and Technology	2011
National Key New Products	Ministry of Science and Technology	2010

Jifuwei 吉芙惟® (Fulvestrant Injection)

China's third domestically developed fulvestrant product

Jifuwei was developed by us in-house with its approval for sale obtained in June 2022. Jifuwei, a generic fulvestrant injection, is an estrogen receptor antagonist used as a treatment of advanced breast cancer. Fulvestrant competitively and reversibly binds to estrogen receptors present in cells. When fulvestrant binds to estrogen receptor monomers, it inhibits receptor dimerization, activation functions are rendered inactive, translocation of receptor to the nucleus is reduced, and degradation of the estrogen receptor is accelerated. This results in anti-estrogenic effects and inhibits the growth of estrogen-sensitive human breast cancer cell lines. See below for an illustrative diagram of Jifuwei:



Fulvestrant has been recommended by a number of clinical practice guidelines as a recommended therapy for breast cancer. In particular, fulvestrant has been recommended by the “NCCN Guidelines: Breast Cancer Version 5 (2023)” issued by the National Comprehensive Cancer Network, and the “Breast Cancer Diagnosis and Treatment Guidelines (2022)” (《乳腺癌診療指南(2022版)》) issued by the National Health Commission.

Jifuwei has been included in Part B of the NRDL since 2022. In November 2023, Jifuwei won in the bidding process under the ninth batch of national VBP List. The VBP mechanism operates on the principle of purchasing larger quantities of pharmaceutical products at lower prices and manufacturers which have a smaller market share may experience a bump in sales volume. As such, we expect the inclusion of Jifuwei in the VBP List will result in a decrease in average selling prices and an increase in the sales volume of Jifuwei. During the Track Record Period, sales of Jifuwei accounted for nil, nil, 0.7% and 1.4% of our total revenue in 2021, 2022, 2023 and the six months ended June 30, 2024, respectively. Please refer to the paragraphs headed “Financial Information — Description of Major Components of Our Results of Operations — Revenue” for more details.

According to the CIC, the market size of fulvestrant in China has grown rapidly, from RMB429.7 million in 2018 to RMB1,216.3 million in 2023, at a CAGR of 23.1% and is projected to reach RMB2,431.9 million by 2032, at a CAGR of 8.0% from 2023 to 2032. Fulvestrant was first introduced to the China breast cancer drug market in 2019. As of the Latest Practicable Date, there were nine approved fulvestrant products in China. The competitive landscape of fulvestrant injections is dominated by imported products, which account for approximately 65% of the market share.

*Jitansu 吉坦苏® (Fosaprepitant Dimeglumine Injection)*

Jitansu is a generic fosaprepitant dimeglumine injection used to treat chemotherapy-induced nausea and vomiting. Fosaprepitant is a phosphorylated analog of aprepitant with water-solubility, enabling it to convert to aprepitant after intravenous injection. Aprepitant is a selective high-affinity antagonist of human substance P/neurokinin 1 (NK1) receptors present in both the central and peripheral nervous systems which play roles in the vomiting reflex. The binding of the aprepitant to NK-1 receptors may attenuate vagal afferent signals and contribute to the antiemetic effect. Jitansu was developed by us in-house with its approval for sale obtained in August 2023. See below for an illustrative diagram of Jitansu:



Fosaprepitant has been recommended by a number of clinical practice guidelines and expert consensus as a recommended therapy for antiemesis. In particular, fosaprepitant has been recommended by the “NCCN Guidelines: Antiemesis Version 2 (2023)” issued by the National Comprehensive Cancer Network in 2023, and the “Expert Consensus on the Prevention and Treatment of Nausea and Vomiting Related to Cancer Drug Therapy (2022)” (《肿瘤药物治疗相关恶心呕吐防治专家共识 (2022年版)》) issued by the China Anti-Cancer Association in 2022.

In terms of sales revenue, the fosaprepitant drug market in China grew from RMB1.3 million in 2019 to RMB890.7 million in 2023 and is projected to reach RMB1,233.4 million by 2032, at a CAGR of 3.7% from 2023 to 2032.

### ***Hematology Products***

As of the Latest Practicable Date, our hematology product portfolio comprised two products, namely Yinuojia and Jipailin. For the years ended December 31, 2021, 2022, 2023 and the six months ended June 30, 2024, our sales of hematology products were RMB301.7 million, RMB283.1 million, RMB221.0 million and RMB69.4 million, respectively, accounting for 23.1%, 25.2%, 17.2% and 9.9% of our total revenue for the same periods, respectively.

Hematology was the third largest therapeutic area in China in terms of sales revenue of pharmaceuticals in 2023, accounting for 13.9% of the overall pharmaceutical market in the same year. The significant unmet clinical demands and the introduction of effective new therapeutic treatments will continue to drive the rapid growth of the hematology pharmaceutical market in China, according to the same source.

Our two hematology products during the Track Record Period, namely Yinuojia and Jipailin, are used to prevent and treat thrombosis, a medical condition where blood clots form within blood vessels, potentially causing partial or complete blockages that disrupt normal blood flow, leading to serious complications such as tissue or organ ischemia, hypoxia, necrosis, or congestion and edema. A related condition, thromboembolism, occurs when a blood clot, known as a thrombus, breaks free from its original site and travels through the bloodstream to obstruct other vessels. The incidence of thrombosis in China has increased from 27.4 million in 2018 to 29.3 million in 2023 and is expected to reach 32.3 million by 2032. Both of Yinuojia and Jipailin belong to a class of drug of low molecular weight heparin, or LMWH. The market size of LMWHs in China has grown from RMB8,774.6 million in 2018 to RMB9,118.0 million in 2023, at a CAGR of 0.8%, and it is projected to remain relatively stable by 2032, according to the same source.

*Yinuojia 亿喏佳® (Enoxaparin Sodium Injection)*

*China's second domestically developed enoxaparin sodium product*

Yinuojia is the second domestically developed enoxaparin sodium generic drug commercialized in China. Yinuojia is a low molecular weight heparin sodium product that has strong anti-factor Xa effect and relatively weak anti-factor IIa effect. It can be used to prevent and treat deep vein thrombosis and thrombus formation during hemodialysis. When administered concurrently with aspirin, Yinuojia can be used to treat unstable angina and non-ST myocardial infarction.

## BUSINESS

Yinuojia was developed by us in-house with its approval for sale obtained in March 2006. As of the Latest Practicable Date, we held one patent in connection with Yinuojia, with the expiry date being January 2032. See below for an illustrative diagram of Yinuojia:

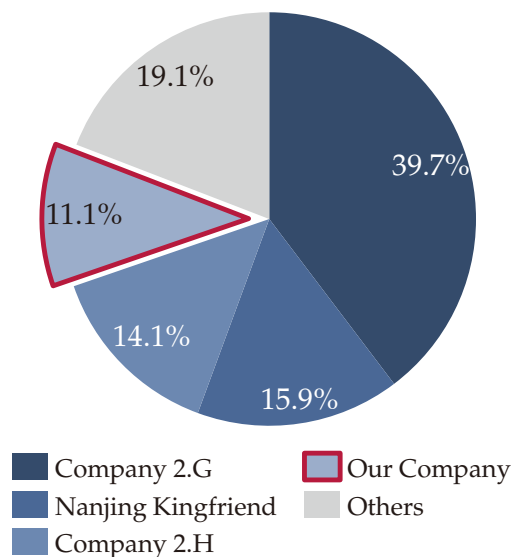


Yinuojia has been included in Part B of the NRDL since 2009. In March 2023, Yinuojia won in the bidding processes under the eighth batch of the national VBP List. The VBP mechanism operates on the principle of purchasing larger quantities of pharmaceutical products at lower prices and manufacturers which have a larger market share may experience a decrease in sales volume as they have to share a smaller market with other winning bidders. As such, we expect the inclusion of Yinuojia in the VBP List will result in a decrease in average selling prices and a decrease in the sales volume of Yinuojia. For example, the average selling price of Yinuojia decreased from RMB16.0 thousand in 2022 to RMB12.7 thousand in 2023, mainly because the inclusion of Yinuojia into the relevant VBP schemes since July 2023. Our revenue derived from sales of Yinuojia amounted to RMB243.3 million, RMB235.4 million, RMB192.0 million and RMB63.3 million in 2021, 2022, 2023 and the six months ended June 30, 2024, respectively, accounting for 18.6%, 20.9%, 14.9% and 9.0% of our total revenue during the respective period. Please refer to the paragraphs headed “Financial Information — Description of Major Components of Our Results of Operations — Revenue” for more details.

## BUSINESS

The following table sets forth major competing drugs of Yinuoja approved for sale in China:

**Competitive Landscape of the Enoxaparin Market in China, 2023**



Source: Menet

- *Company 2.G, headquartered in France, is a multinational pharmaceutical and healthcare company, focusing on cardiovascular disease, oncology, diabetes, and vaccines. It entered the hematology drug sector in 2017 and currently holds one approved enoxaparin drug candidates in China.*
- *Nanjing Kingfriend (南京健友生化製藥股份有限公司), headquartered in Jiangsu, China and listed on the Shanghai Stock Exchange (stock code: 603707.SH), was founded in 2000. It is a pharmaceutical group focusing on drug R&D, production and sales.*
- *Company 2.H, headquartered in Shenzhen, China, was founded in 2004. It is dedicated to the export of enoxaparin sodium API and low molecular weight heparin preparations. It entered the hematology drug sector in 2005 and currently holds one approved enoxaparin drug candidates in China.*

The following table sets forth major awards and recognitions that Yinuoja has received in the past years:

Awards and recognitions	Grantor	Year
National Science and Technology Major Project in the Significant New Drug Development category	Ministry of Science and Technology	2007
China Patent Excellence Award	China National Intellectual Property Administration	2011, 2020



*Jipailin 吉派林® (Low Molecular Weight Heparin Sodium Injection)*

*China's first domestically developed low molecular weight heparin sodium product*

Jipailin was developed by us in-house and is the first domestically developed low molecular weight heparin sodium product commercialized in China and was approved for sale in China in 1997. As the first domestically developed low molecular weight heparin sodium product in China, pursuant to the Regulations on the Protection of New Drugs and Technology Transfer promulgated by the Ministry of Health in 1987, Jipailin was granted a protection period of three years from September 1997 to September 2000, during which period the production of approved new drug will not be transplanted if other entities have not received the technology transfer from the original entity who received the approval for sales. Please refer to the section headed “Regulatory Overview” in this prospectus for more details. Since there were also other low molecular weight heparin sodium products receiving approval for sales during the aforementioned protection period, we did not observe material changes in the sales volume and selling price of our product Jipailin following the lapse of the protection period.

Jipailin inhibits clotting of blood in blood vessels by inhibiting the activity of factor Xa. Therefore, Jipailin can be used to prevent and treat deep vein thrombosis, in particular postoperatively, and thrombus formation during hemodialysis. Jipailin can also be administered concurrently with aspirin to treat unstable angina and non-Q-wave myocardial infarction. See below for an illustrative diagram of Jipailin:



Jipailin has been included in Part B of the NRDL since 2004. Our revenue derived from sales of Jipailin amounted to RMB58.4 million, RMB47.7 million, RMB28.9 million and RMB6.1 million in 2021, 2022, 2023 and the six months ended June 30, 2024, respectively, accounting for 4.5%, 4.2%, 2.2% and 0.9% of our total revenue during the respective period. Please refer to the paragraphs headed “Financial Information — Description of Major Components of Our Results of Operations — Revenue” for more details.

Jipailin received the award of National Key New Product granted by the Ministry of Science and Technology in 1998.

### *Metabolic Disease Product*

Beyond our offerings in orthopedics, oncology and hematology, we have nearly 18 years of experience in metabolic disease drug development. We initiated our research into the agonists to GLP-1 receptor, a key therapeutic target in metabolic disease, in 2005. Based on our peptide drug technology platform, we developed the first biosimilar candidate to liraglutide, a GLP-1 receptor agonist, to have obtained IND approval in China. We transferred this product candidate to Zhongmei Huadong between 2017 and 2019 and entered into agreements with Zhongmei Huadong (together, the “**Liraglutide Transfer Agreements**”). Pursuant to the Liraglutide Transfer Agreements, we transferred the biosimilar formulation of the liraglutide product (which later came to be known as Liluping) to Zhongmei Huadong and collaborate with Zhongmei Huadong in preparing samples, conducting clinical trials, developing the technology for commercial production and filing for NDA, until Zhongmei Huadong obtained approval for sale. Please refer to the paragraphs headed “— Collaboration Arrangements — Transfer Agreements of Liluping (Liraglutide) with Zhongmei Huadong” in this section for more details.

Through our collaborative efforts with Zhongmei Huadong, this candidate became the first liraglutide biosimilar approved for sale in China in March 2023. Benefiting from the R&D experience we accumulated, we further developed another GLP-1 receptor agonist, JY29-2, which became the first semaglutide biosimilar in China that obtained the IND approval and completed a Phase III clinical trial. Semaglutide products recorded global sales of US\$20.6 billion in 2023.

### *APIs and Excipients*

Leveraging our manufacturing infrastructure, we also produce various APIs and sell to a range of overseas markets. Besides drug products and substances, we are also advancing the development of excipients. JY53, a recombinant human hyaluronidase, is an excipient which allows the subcutaneous administration of antibody drugs, offering an alternative to intravenous injection and facilitating dose optimization. JY53 is currently undergoing CMC development. We have submitted drug master file registration application and were granted a drug master file number in August 2024.

For the years ended December 31, 2021, 2022, 2023 and the six months ended June 30, 2024, our revenue derived from sales of APIs and excipients were RMB122.7 million, RMB49.6 million, RMB40.4 million and RMB27.5 million, respectively, accounting for 9.4%, 4.4%, 3.1% and 3.9% of our total revenue for the same periods, respectively. The decrease of our revenue derived from APIs and excipients were partially due to the adverse impact of the geopolitical conflict on our overseas sales of enoxaparin APIs. Please refer to the paragraphs headed “Financial Information — Period to Period Comparison of Results of Operations” for more details.

The following table sets forth selected information about our APIs and excipients as of the Latest Practicable Date.

APIs and Excipients						
Product	Generic Name	Product Type	Description	Status	Sales Since	Sales Region
JY16	Fulvestrant	API	<ul style="list-style-type: none"><li>Fulvestrant is an estrogen receptor antagonist that binds to estrogen receptors in breast cancer cells.</li></ul>	Marketed	March 2017	Russia
JY07	Enoxaparin sodium	API	<ul style="list-style-type: none"><li>Low molecular weight heparin, an anticoagulant drug, is mainly used for the prevention and treatment of thrombosis-related diseases, such as deep vein thrombosis, pulmonary embolism, myocardial infarction.</li></ul>	Marketed	January 2015	Ukraine, Brazil
JY05	Dulaglutide	API	<ul style="list-style-type: none"><li>Dulaglutide is a long-acting GLP-1 receptor agonist used for the treatment of type 2 diabetes.</li></ul>	Under development	/	/
JY14	G-CSF	API	<ul style="list-style-type: none"><li>G-CSF stimulates the neutrophil development, production and release from the bone marrow by binding to its cognate cell surface receptor. G-CSF is commonly used in preventing and treating chemoradiotherapy-induced neutropenia.</li></ul>	Marketed	March 2013	Uruguay, Germany, Bangladesh, India
JY06	PEG-G-CSF	API	<ul style="list-style-type: none"><li>Compared to ordinary G-CSF drugs, PEG-G-CSF has extended circulating half-life which allows for reduced dose frequency and improved patient compliance.</li></ul>	Under development	/	/
JY29	Liraglutide	API	<ul style="list-style-type: none"><li>Liraglutide a GLP-1 receptor agonist for the treatment of type 2 diabetes. It also delays gastric emptying and gastrointestinal peristalsis, and reduces food intake and increases satiety by suppressing the appetite.</li></ul>	Marketed	July 2020	The United States, Taiwan, Spain, Switzerland, Russia
JY29-2	Semaglutide	API	<ul style="list-style-type: none"><li>Semaglutide is a long-acting GLP-1 receptor agonist for the treatment of type 2 diabetes and obesity and overweight.</li></ul>	Marketed	March 2021	Bangladesh, Nepal
JY23	rhBMP-2	API	<ul style="list-style-type: none"><li>rhBMP-2 effectively induces the differentiation of mesenchymal stem cells and bone progenitor cells into osteoblasts.</li></ul>	Marketed	September 2019	The United Kingdom
JY53	Recombinant human hyaluronidase	Excipient	<ul style="list-style-type: none"><li>By breaking down hyaluronic acid in skin tissue, hyaluronidase can increase membrane permeability and improve the absorption and dispersion of parenterally administered fluids and drugs into tissue.</li><li>As an excipient, hyaluronidase can be administered concurrently with antibodies and enables the shift from intravenous injection to subcutaneous injection and dose optimization.</li></ul>	Drug master file number granted	/	/
/	Recombinant human enterokinase	Industrial enzyme	<ul style="list-style-type: none"><li>Enterokinase is a specific protease that cleaves after lysine at its cleavage site Asp-Asp-Asp-Lys. Enterokinase is a commonly used enzyme for the cleavage of fusion proteins.</li></ul>	Marketed	/	/

### **Our Product Candidates Under Development**

Our diversified candidate pipeline spans across metabolic disease, orthopedics, and oncology. In the metabolic disease domain, our candidates include JY29-2, injectable semaglutide biosimilar for the treatment of T2DM under the brand name of Jiyoutai, for the treatment of obesity and overweight under the brand name of Jikeqin, and oral tablet of semaglutide; JY54, an expected Category I innovative drug we are developing for the treatment of metabolic diseases including obesity and overweight; and JY05, a dulaglutide biosimilar for the treatment of T2DM. In orthopedics, we are developing JY23, a next-generation bone repair material with rhBMP-2. We are also developing JY41, a romosozumab product, for osteoporosis caused by various factors. On the oncology front, JY06 (Jixinfen), a PEG-G-CSF product, is intended as a treatment for chemotherapy-induced neutropenia; JY49 is designed for treating thrombocytopenia; JY47 is a Category I innovative drug targeting solid tumors; and both JY43 and JY43-2 are developed to address multiple myeloma. Each of these candidates underlines our commitment to innovation and addressing diverse medical challenges.

The following table sets forth selected information of our major product candidates as of the Latest Practicable Date:

Product Candidates <sup>(1)</sup>												
Product Candidate	Generic Name	Product Type	Expected Classification	Dosage Form	Target/MoA	Intended Indications	Pre-clinical	IND	Phase I	Phase II	Phase III	NDA
Metabolic Diseases Drugs												
JY29-2 吉依那® Jiyoutai				Subcutaneous injection		T2DM						
JY29-2 吉依那® Jikeqin®	Semaglutide <sup>(2)</sup>	Peptide	Biosimilar <sup>(4)</sup>		Glicagon-like peptide-1 (GLP-1) receptor agonist	Obesity and overweight						
JY29-2 (Oral)				Tablets		Obesity and overweight						
JY54	Amylin analog	Peptide	Category I innovative drug	Subcutaneous injection	Amylin analogues	Obesity and overweight						
JY05	Dulaglutide	Fusion protein	Biosimilar <sup>(4)</sup>	Subcutaneous injection	GLP-1 receptor agonist	T2DM						
Orthopedics												
JY23 <sup>(3)</sup>	Bone repair material with rhBMP-2	Drug-device combination		Bone graft	A combination of osteoinductive growth factor and carrier	Bone repair						
JY41	Romosozumab	Monoclonal antibody	Biosimilar <sup>(4)</sup>	Subcutaneous injection	Sclerostin inhibitor	Osteoporosis						
Oncology												
JY46 吉耐莎® Jiunet	Polyethylene glycol (PEG)-grafted colony-stimulating factor (PEG-G-CSF)	Recombinant protein	Category III biologics	Subcutaneous injection	PEG-G-CSF	Neutropenia						
JY46 <sup>(5)</sup>	Avatrombopag	Small molecule drug	Generic small molecule drug	Tablets	Thrombopoietin receptor agonist	Thrombocytopenia induced by chronic liver diseases						
JY47	SIRPα monoclonal antibody	Monoclonal antibody	Category I innovative drug	Intravenous injection	CD47-SIRPα blockade	Solid tumors						
JY43	Daratumumab	Monoclonal antibody	Biosimilar <sup>(4)</sup>	Intravenous injection	CD38 inhibitor	Multiple myeloma						
JY43-2	Daratumumab (with recombinant human hyaluronidase)	Monoclonal antibody	Biosimilar <sup>(4)</sup>	Subcutaneous injection	CD38 inhibitor with recombinant human hyaluronidase	Multiple myeloma						

Notes:

- As of the Latest Practicable Date, we expected to conduct all the clinical trials of our product candidates in China and hold the exclusive rights to develop and commercialize such drug candidates worldwide.
- After communicating with the CDE, it has agreed that we can directly enter the Phase III clinical trial on JY29-2 (Jikeqin) as we have completed the Phase I clinical trial of JY29-2 (Jiyoutai).
- We plan to collaborate with global pharmaceutical companies in the future to develop JY29-2 for markets outside of China where our partners will be responsible for clinical trials overseas.
- According to the “Technical Guidelines for the Development and Evaluation of Biosimilars (Trial)” (《生物類似藥研發評價技術指導原則(試行)》) issued by the CDE in 2015, biosimilars are only required to undergo Phase I and Phase III clinical trials.
- We have completed the bioequivalence studies on JY49 as of the Latest Practicable Date, and no additional clinical trials are required for this drug candidate as a generic small molecule drug. We filed the NDA with the NMPA on Mar 15, 2024.
- As of the Latest Practicable Date, we expected to commercialize our product candidates in mainland China. We may consider expanding to overseas market in the future.
- After communicating with the Center for Medical Device Evaluation, it has agreed that we can directly enter clinical trial on JY23 without application.

### *Metabolic Disease Product Candidates*

#### *JY29-2 (Jiyoutai 吉优泰® and Jikeqin 吉可亲®) Semaglutide Injection*

We are developing JY29-2, a semaglutide biosimilar, under the brand name of Jiyoutai for the treatment of T2DM and under the brand name of Jikeqin for the treatment of obesity and overweight. JY29-2 (Jiyoutai) is the first semaglutide biosimilar in China to have obtained IND approval, completed a Phase III clinical trial, and submitted an NDA. In January 2024, we obtained the IND approval from the NMPA to evaluate JY29-2 (Jikeqin) for the treatment of obesity and overweight. We have initiated the Phase III trial to evaluate JY29-2 (Jikeqin) for this indication in October 2024. In addition, we are developing the oral tablet of semaglutide for the treatment of obesity and overweight.

Semaglutide is a peptide akin to the hormone glucagon-like peptide-1 (GLP-1) but is modified with a fatty acid side chain. Semaglutide employs the following dual mechanisms to combat diabetes. By emulating the actions of the hormone GLP-1, it augments the production of insulin, the hormone responsible for reducing blood sugar levels. Moreover, it curtails the production of glucagon, a hormone that facilitates the release of stored carbohydrates from the liver and prompts the creation of new glucose. Additionally, semaglutide diminishes food intake by suppressing appetite and decelerating digestion in the stomach, aiding in the reduction of hunger, food cravings, and body fat, thus ameliorating obesity and being overweight.

Semaglutide boasts the following key advantages:

- *Superior efficacy in glycemic control.* The originator manufacturer conducted extensive clinical studies on semaglutide, involving over 24,500 patients in its SUSTAIN and PIONEER series clinical studies for the treatment of diabetes. The trials revealed that semaglutide, either alone or combined with other medications, significantly controls blood sugar levels (superior to sitagliptin, insulin glargine, liraglutide, and other antidiabetic drugs) without increasing hypoglycemia risk. It also offers weight reduction, cardiovascular, and renal benefits. Specifically in Chinese populations, the SUSTAIN China study showed that semaglutide significantly lowers glycated hemoglobin (HbA1c) in T2DM patients, with a maximum reduction of 1.8% and a high achievement rate of HbA1c target at 86.1%. It also significantly reduces fasting blood sugar without increasing the risk of hypoglycemic events.
- *Superior efficacy in body weight control.* The originator manufacturer's STEP and OASIS series clinical studies on the weight control effectiveness of semaglutide, which involve over 6,000 patients, have shown remarkable results. The STEP 1 study indicated a rapid and effective weight reduction effectiveness of semaglutide. The mean change in body weight from baseline to week 68 was -14.9% in the semaglutide group with over two-thirds losing more than 10%, and over a third losing more than 20%, compared to just a 2.4% reduction in the placebo group. For the trial product estimand (showing the effect if the drug or placebo was taken as intended), the corresponding changes were -16.9% and -2.4%, respectively. In the STEP 7 study of the Asian

population (80% Chinese), semaglutide significantly reduced the body weight of overweight/obese patients, with an average weight loss of 12.1% and over 34% of participants achieving more than 15% weight loss. Additional benefits in terms of changes in systolic blood pressure, fasting blood sugar, and lipid levels were also observed.

- *Significant cardiovascular benefits.* The originator manufacturer conducted a series of clinical studies, including SELECT, SUSTAIN 6, and PIONEER 6, involving over 24,000 patients to investigate the cardiovascular benefits of semaglutide. The trials have shown that semaglutide reduces the risk of major adverse cardiovascular events in patients with diabetes, obesity, or overweight who have cardiovascular diseases or are at high cardiovascular risk. Additionally, semaglutide effectively alleviates symptoms of heart failure and enhances physical capability. Results from the SELECT study revealed that over five years, semaglutide significantly reduced the risk of major adverse cardiovascular events by 20% in patients with a history of cardiovascular disease who are obese or overweight. The risk of composite heart failure events, including cardiovascular death, urgent heart failure visits, and hospitalizations, was reduced by 18%, and the risk of death decreased by 19%. Semaglutide also showed significant effectiveness in reducing other cardiovascular risk factors such as blood pressure, cholesterol, and blood sugar.
- *Patient-friendly dose schedule and high patient adherence.* By optimizing the structure of the fatty acid side chain and peptide chain, the half-life of semaglutide in the body is prolonged, allowing for a dosing regimen of only one subcutaneous injection per week, enhancing the convenience and compliance of patients. Additionally, semaglutide is available in oral tablet form. This oral formulation reduces patients' fear associated with injections. The once-daily intake further ensures ease of access and high adherence to the medication regimen.
- *Broad indications.* In light of the clinical performance of semaglutide, the originator manufacturer and other organizations have expanded its indications globally to encompass 28 different conditions, including MASH (metabolic dysfunction-associated steatohepatitis), Alzheimer's disease, and cardiovascular diseases, beyond its initial approvals for diabetes and obesity, with nearly 200 ongoing clinical trials. For MASH, the originator manufacturer conducted a Phase II study named NN9931-4296, which showed that 66.7% of patients treated with 0.4mg of semaglutide experienced a reduction in MASH pathology without worsening liver fibrosis. the originator manufacturer is also currently conducting a Phase III study named ESSENCE for MASH.



We obtained the IND approval for JY29-2 (Jiyoutai) for the treatment of T2DM in September 2021, making it the first semaglutide biosimilar to have obtained IND approval in China. The Phase I clinical trial of JY29-2 (Jiyoutai) was completed in January 2022, demonstrating pharmacokinetic similarity between JY29-2 (Jiyoutai) and the control drug (Ozempic®) in healthy subjects. The Phase III clinical trial of JY29-2 (Jiyoutai) was completed in October 2023, which demonstrated, together with the Phase I clinical trial, that JY29-2 (Jiyoutai) and the control drug (Ozempic®) had similar clinical efficacy and safety profile. Our NDA for JY29-2 (Jiyoutai) was accepted in April 2024 and we expect to receive NDA approval for JY29-2 (Jiyoutai) in the second half of 2025. We also plan to develop an oral form of semaglutide for the treatment of obesity and overweight, which was in early R&D stage as of the Latest Practicable Date.

As diabetes and obesity are affecting global health, GLP-1 receptor agonists have been increasingly adopted by population with T2DM or weight management needs, demonstrating market potential. GLP-1 receptor agonists have received wide recognition in international market and surpassed insulin to become the most widely used medication for T2DM globally in 2023. GLP-1 receptor agonist also harbors market potential in China. China's GLP-1 receptor agonist for T2DM market expanded from RMB0.7 billion in 2018 to RMB8.7 billion in 2023, representing a CAGR of 64.1% and is projected to grow to RMB68.8 billion by 2032 at a CAGR of 25.9%. The market of semaglutide products for T2DM as well as obesity and overweight is expected to increase from RMB4.9 billion in 2023 to RMB43.9 billion in 2032 with a CAGR of 27.5% in China. The T2DM, overweight and obesity drug market in China could potentially be limited by alternative prevention and treatment methods for such indications and medication treatment is used only for a portion of the total T2DM, overweight and obesity population. See "Risk Factors — Risks Relating to the Development of Our Product Candidates — The market opportunities for our product candidates may be smaller than we anticipate, which could render some product candidates less profitable than expected even if commercialized."

As of the Latest Practicable Date, we had three granted patents and two pending patent application for JY29-2, including two design patents for the appearance of the JY29-2 injection pen, an invention patent on the preparation method of JY29-2, and one pending patent application for the formulation of JY29-2.

#### *JY54 Amylin Analog*

JY54 is a long-acting amylin analog product we developed in-house and intended for the treatment of obesity and overweight. It is expected to be a Category I innovative drug pursuant to the drug categorizations promulgated by NMPA. JY54 is currently undergoing CMC development and animal studies, and we expect to submit an IND application for JY54 in the second half of 2025.

This medication's multifaceted mechanisms of action ensure its therapeutic effectiveness. It acts directly on the brain to suppress appetite, while slowing down intestinal digestion and emptying. Additionally, it inhibits the production of glucagon, the hormone responsible for increasing the release of stored carbohydrates from the liver and the synthesis of new glucose.

JY54 possesses the following key strengths:

- *Unique molecular design.* Through amino acid substitution and fatty acid chain modifications, JY54 achieves favorable physicochemical properties. These include a decreased propensity for fibrosis, enhanced water solubility and stability, and an extended half-life.
- *High efficacy.* Preliminary results regarding JY54's biological activity and pharmacodynamics in *in vitro* and *in vivo* studies have indicated it has favorable therapeutic potential for the treatment of obesity and T2DM.
- *Promising combination potential.* JY54 has a distinct mechanism of action from that of GLP-1 analogs, which allows it to be co-administered with one or more GLP-1 analogs such as semaglutide or other targeted drugs. Such combination treatments hold the potential to further enhance weight-loss outcomes.

As of the Latest Practicable Date, there was only one marketed amylin analog product, Symlin<sup>®</sup>, globally. It is a short-acting amylin analog and was approved by the FDA in 2005 for the adjuvant treatment in patients with type 1 or 2 diabetes undergoing insulin therapy. As of the same date, there were five clinical-stage amylin analogs globally, with the most advanced one in terms of clinical development stage currently in a Phase III clinical trial in combination with semaglutide for the treatment of overweight and obesity and T2DM in the U.S. Based on the currently available clinical data in the public domain, the combination use of amylin analog and semaglutide demonstrates significant potential to yield promising clinical efficacy for the treatment of overweight and obesity and T2DM.

We had one PCT application on the peptide derivatives and usage of JY54 as of the Latest Practicable Date.

#### *JY05 Dulaglutide Injection*

JY05 is a biosimilar of dulaglutide intended for the treatment of T2DM. JY05 is currently undergoing CMC development. In the future, we plan to seek collaborations opportunities to develop JY05 in the international market.

JY05, given as a subcutaneous injection, is a long-acting GLP-1 receptor agonist. It exerts its effective glucose-lowering effects through various mechanisms, including promoting the synthesis and secretion of insulin, inhibiting the secretion of glucagon and preventing the apoptosis of  $\beta$ -cells, which are cells in the islets of the pancreas that produce insulin.

Dulaglutide boasts the following advantages:

- *Significant efficacy and safety.* Clinical results suggested that dulaglutide's hypoglycemic effect surpasses that of other antidiabetic drugs like metformin, saxagliptin, exenatide, and insulin glargine. Moreover, it exhibits a good safety profile with gastrointestinal reactions being the most commonly reported side effects.

- *Renal-protective effects.* Evidence suggests that dulaglutide demonstrates commendable renal protective properties, making it a suitable antidiabetic medication for T2DM patients with renal impairment.
- *High market potential.* Dulaglutide has been launched in many countries globally and has consistently held the top sales position among GLP-1 medications for several years attributed by its therapeutic advantages. Characterized by low renal clearance, dulaglutide ensures sustained therapeutic activity; following the administration of 0.75 or 1.5 mg doses, it exhibits a consistent elimination half-life of approximately five days, irrespective of the dosage. Its efficacy remains remarkably consistent across diverse demographic variables, including age, gender, race, and body weight. Moreover, the effectiveness does not substantially vary in patients with hepatic or renal impairments, obviating the need for dosage adjustments.

The global market size of dulaglutide for T2DM has increased from US\$3.2 billion in 2018 to US\$7.1 billion in 2023 with a CAGR of 17.4%, and is expected to increase to US\$8.5 billion in 2032. The global sales revenue of dulaglutide in 2023 are among the top list of metabolic disease drugs for the treatment of T2DM globally, according to the same source.

### ***Orthopedic Product Candidates***

#### ***JY23 rhBMP-2 Bone Repair Material***

JY23 is a next-generation bone repair material developed by combining rhBMP-2 with biomaterials. Compared to Guyoudao, JY23 has superior sustained release and osteoconduction properties. JY23 is currently in the CMC stage, and we expect to initiate the clinical trial of JY23 in the second half of 2025.

JY23 has the following key advantages:

- *Osteoinductive (new bone formation stimulation) and osteoconductive (bone growth stimulation) properties.* Bioactive material of JY23 has been shown to facilitate bone healing at the operative site as well as activate cellular osteogenesis. Containing rhBMP-2, a potent osteoinductive cytokine, JY23 possess strong osteoinductive and osteoconductive properties, making it an effective bone repair material.
- *Superior sustained release.* Compared to Guyoudao, JY23 has better sustained release properties. By loading bioactive glass with BMP-2, JY23 can achieve prolonged, low-dose rhBMP-2 release without affecting the material characteristics, thereby reducing the risk of side effects that are majorly evoked by high dosages and burst release kinetics.

The market of bone repair material in China is expected to increase from RMB551.9 million in 2018 to RMB3,252.7 million in 2023 at a CAGR of 43.6%. Based on historical growth trends, this market size is projected to reach RMB8,020.6 million by 2032, at a CAGR of 10.5%.

#### *JY41 Romosozumab Injection*

JY41 is a biosimilar of romosozumab for the treatment of osteoporosis caused by various factors. JY41 is currently in the CMC development stage.

JY41 is a humanized IgG2 monoclonal antibody targeting sclerostin, a negative regulator of bone formation. By binding to sclerostin, it counteracts the activity of the negative regulator, promoting bone formation and reducing bone resorption, thus alleviating symptoms of osteoporosis.

Romosozumab presents the following key advantages:

- *Superior efficacy.* Clinical trial results indicate that romosozumab is superior to the common current treatment of osteoporosis in enhancing bone density. The 2023 edition of the American College of Physicians clinical guidelines recommends the use of romosozumab for female patients with primary osteoporosis and an extremely high risk of fractures.
- *Patient-friendly dose schedule.* Compared with those osteoporosis treatments which require frequent dosing, romosozumab, with a dosing frequency of once a month, is convenient for patients and promotes sustained treatment adherence.
- *Broad indications.* Besides its approved indications for postmenopausal female osteoporosis and male osteoporosis, the originator manufacturer is conducting clinical research on romosozumab for the treatment of glucocorticoid osteoporosis and premenopausal osteoporosis. Romosozumab stands as the only anti-sclerostin antibody drug approved by the FDA. As of the Latest Practicable Date, there had been no approved anti-sclerostin antibody drugs in China, leaving the Chinese market for anti-sclerostin antibody drugs untapped, signaling immense market potential.

The prevalence of osteoporosis in China has increased from 97.7 million in 2018 to 114.3 million in 2023 and is expected to reach 145.9 million by 2032, harboring market potential.

### ***Oncology Product Candidates***

#### *JY06 (Jixinfen 吉新芬®) PEG-G-CSF Injection*

JY06 (Jixinfen), a Category III biological product, is a polyethylene glycol-modified human granulocyte colony-stimulating factor (PEG-G-CSF) for treating neutropenia caused by chemotherapy. We submitted NDA for JY06 (Jixinfen) to the NMPA in May 2023 and expect to obtain the approval for sale in 2025.

JY06 (Jixinfen) is a long-acting G-CSF developed using PEG modification technology. It functions by binding to specific cell surface receptors on hematopoietic stem cells, stimulating the proliferation, differentiation, maturation, and activation of these stem cells. This ultimately leads to their conversion into white blood cells, elevating patients' white blood cell levels and treating neutropenia resulting from chemotherapy. In Phase I and Phase III clinical trials, JY06 (Jixinfen) demonstrated a favorable safety profile similar to its originator, Neulastim® (PEG-G-CSF).

PEG-G-CSF offers the following key benefits:

- *Superior efficacy.* The PEG modification enhances the solubility, bioavailability, and stability of PEG-G-CSF, ensuring a more consistent elevation of white blood cell levels.
- *Patient-friendly dose schedule.* By virtue of its PEG modification, JY06 (Jixinfen) extends its metabolic duration in the body. This allows for a once-per-chemotherapy-cycle dosing, mitigating the pain of repeated injections for patients and eliminating the need for bi-daily routine blood tests during chemotherapy sessions.
- *Potential for outpatient chemotherapy.* The infrequent dosing and stable white blood cell-boosting action of PEG-G-CSF allows for standardized multi-cycle chemotherapy regimens and outpatient chemotherapy. This can help reduce patients' hospital stay durations and enhance hospital bed turnover rates.

The market of PEG-G-CSF products in China is expected to increase from RMB6,509.0 million in 2023 to RMB8,694.3 million in 2032 with a CAGR of 3.3%, harboring market potential.

We have one granted invention patent on the preparation method of JY06 (Jixinfen) as of the Latest Practicable Date.

#### *JY49 Avatrombopag Maleate*

JY49 is a chemical generic avatrombopag maleate for treating thrombocytopenia. We completed the bioequivalence study for JY49 in October 2023 and submitted the NDA in March 2024. In this bioequivalence study, JY49 has demonstrated biosimilarity and equivalence in both safety and efficacy profile that is similar to its originator, Doptelet® (avatrombopag).

JY49 is a second-generation oral thrombopoietin (TPO) receptor agonist (TPO-RA). It stimulates the proliferation and differentiation of megakaryocytes in bone marrow progenitor cells, thereby increasing platelet production. Notably, while binding to and stimulating the TPO receptor, it does not compete with TPO, resulting in a synergistic effect on platelet production in conjunction with TPO's role.

Avatrombopag presents the following advantages:

- *Unique chemical structure.* Unlike other TPO-RAs, avatrombopag's chemical formula lacks the hydrazide and does not chelate with metal cations in the blood, preventing a drop in blood drug concentration that could affect its efficacy.
- *Impressive safety profile.* Avatrombopag has no reported hepatotoxic adverse events or incidences of cataracts.
- *High patient compliance.* The absorption of avatrombopag is not affected by dietary restrictions, and its use does not require regular blood cell count monitoring.
- *Recommended in clinical guidelines.* Avatrombopag is included as a recommended drug in authoritative international and domestic guidelines, such as the "2019 Guidelines for Immune Thrombocytopenia" published by the American Society of Hematology (ASH).

#### *JY47 SIRP $\alpha$ Monoclonal Antibody Injection*

JY47 is a humanized IgG1 Signal Regulatory Protein  $\alpha$  (SIRP $\alpha$ )-specific monoclonal antibody injection and is classified as a Category I innovative drug, intended for the treatment of solid tumors. We received an IND approval for JY47 in December 2022 and expect to initiate a Phase I clinical trial in 2025.

SIRP $\alpha$  is a typical inhibitory immune receptor within the SIRP family. Its binding to the ligand CD47 that produces a "don't eat me" signal, preventing macrophages from phagocytosing healthy cells. JY47 binds with high affinity and specificity to the SIRP $\alpha$  protein on the surface of cancer cells, obstructing the interaction between SIRP $\alpha$  and CD47. This inhibits the CD47-SIRP $\alpha$  signaling pathway, amplifying the phagocytic activity of macrophages towards cancer cells and potentially enhancing the cytotoxic activity of NK cells and T cells against cancer cells, thereby exerting an anti-tumor effect.

JY47 boasts the following advantages:

- *Innovative mechanism and potential for combination therapy.* The mechanism of action of CD47-SIRP $\alpha$  blockade differs from that of PD-1/PD-L1 blockade, positioning it as the next-generation immune checkpoint blockade strategy for various malignancies post PD-1/PD-L1 treatment. JY47's innovative mechanism holds promise for combination with multiple drugs, potentially becoming a broad-spectrum anticancer agent for diverse tumor types.

- *Favorable safety profile.* Given that CD47 is expressed in normal tissue cells throughout the body, therapies targeting CD47 might exhibit hematotoxicity, particularly attacking normal cells like red blood cells and platelets. However, since SIRP $\alpha$  is limited to myeloid cells, JY47, by selectively binding to myeloid cells, can inherently avoid severe drug-related adverse events such as anemia, thrombocytopenia, and coagulation abnormalities, enhancing therapeutic safety and tolerability.
- *Broad target patient demographics.* JY47 binds with high affinity to SIRP $\alpha$ -V1, V2, and V8, covering over 90% of the population's genotypes. In clinical trials and subsequent clinical applications, there's no need to select patients based on genotype.

We had one pending patent application in China and one PCT patent application (currently in national phase in the U.S. and the EU, and have passed the national phase of China) on the compound and usage of JY47 as of the Latest Practicable Date.

#### *JY43 Daratumumab Intravenous Injection and JY43-2 Daratumumab Subcutaneous Injection*

JY43 and JY43-2 are biosimilars to daratumumab intravenous injection and daratumumab subcutaneous injection, respectively. Both are used for the treatment of multiple myeloma.

We received an IND approval for JY43 in April 2023. As a monoclonal antibody targeting CD38, JY43 binds to the tumor cell surface receptor CD38 and induces tumor cell apoptosis through various immune-related mechanisms, including complement-dependent cytotoxicity (CDC), antibody-dependent cellular cytotoxicity (ADCC), antibody-dependent cellular phagocytosis (ADCP), Fc $\gamma$  receptor-mediated responses, the depletion of CD38+ immunosuppressive cells, and the activation of killer T cells CD38+ and helper T cells CD4+.

Daratumumab boasts the following advantages:

- *Remarkable clinical efficacy.* Clinical trials conducted by the originator manufacturer for daratumumab demonstrated that using daratumumab alone or in combination treatments for relapsed or refractory multiple myeloma patients significantly improved response rates, prolonged progression-free survival, and offered better outcomes than previous treatment regimens, enhancing the survival odds for these patients in subsequent treatment lines.
- *Favorable safety profile.* Clinical trials for daratumumab indicated a high tolerability among patients, with a low discontinuation rate due to adverse events.



- *Endorsed in clinical guidelines domestically and internationally.* Daratumumab has been included in the 2020 “Chinese Multiple Myeloma Guidelines,” the 2021 National Comprehensive Cancer Network Guidelines, and the 2022 “Chinese Multiple Myeloma Guidelines.” It is explicitly listed as a cornerstone therapy for clinical treatment of multiple myeloma, applicable in first-line, second-line, and post-second-line treatments.
- *Potential for expanded indications.* Beyond its approval for treating multiple myeloma, daratumumab has also been approved for treating primary light-chain amyloidosis. Clinical studies are underway for its application in conditions such as glioblastoma, systemic lupus erythematosus, and primary lymphoma-like hematopoietic malignancies, among others.

We are also conducting preclinical research on JY43-2, a daratumumab subcutaneous injection developed based on JY43. By incorporating a novel excipient, recombinant hyaluronidase, into the formulation, it enables subcutaneous injection. Hyaluronic acid, acting as the “scaffold” of the interstitium, impedes the diffusion and absorption of the injected fluid. Typically, standard subcutaneous injections cannot administer large volumes (generally no more than 2ml). Hyaluronidase can temporarily hydrolyze subcutaneous hyaluronic acid, thus improving the drugs’ dispersion and permeability in tissue, allowing for the subcutaneous administration of drugs and dose optimization. We expect to submit the IND application for JY43-2 in the fourth quarter of 2025.

Daratumumab subcutaneous injection offers the following advantages:

- *Equivalent therapeutic efficacy.* The efficacy profile of daratumumab administered via intravenous and subcutaneous injections are comparable.
- *Enhanced safety.* Compared to daratumumab intravenous injection, the subcutaneous formulation results in fewer infusion-related reactions.
- *Improved patient compliance.* The administration time for daratumumab intravenous injection ranges from three to seven hours, while the subcutaneous injection takes only 3-5 minutes. This significantly reduces the administration duration, minimizing discomfort for the patient associated with intravenous infusions.

The market size of daratumumab in China is projected to increase from RMB1,380.9 million in 2023 to RMB1,829.7 million in 2032, at a CAGR of 3.2%. As of the Latest Practicable Date, there was one daratumumab drug approved in China, which was available in both intravenous and subcutaneous injection. As of the same date, there were four domestically developed IND-approved daratumumab biosimilars in China, including JY43, all of which are intravenous injections.

## **RESEARCH AND DEVELOPMENT**

### **Our R&D Team and Capabilities**

Our research and development activities are primarily conducted through our R&D center in Hangzhou, Zhejiang. Our R&D team comprised of experts with extensive experience in drug discovery, pre-clinical development, CMC, clinical development regulatory affairs, covering the entire R&D cycle. We primarily rely on our in-house R&D team for the development of product candidates, ultimately bringing them to market in a timely and cost-effective manner. As of June 30, 2024, our R&D team consisted of over 111 full-time employees, over 61% of whom held master's or higher degrees.

Our R&D team maintains close interaction with our production and sales and marketing teams to advance our research and development projects in an efficient manner. For example, our production and sales and marketing teams participate early in our research and development process, which enables us to reduce the risk of unanticipated technological obstacles in the manufacturing stage and focus on projects with attractive market potential. In addition, our R&D team assists our production team in resolving technical issues and improving manufacturing processes and techniques.

We place great emphasis on industry-academia collaboration, maintaining long-term scientific research partnerships with prestigious universities and research institutions. These collaborations allow us to merge academic expertise with practical insights, catalyzing innovation and propelling R&D advancements in various fields. The synergy of the collaborations is expected to (i) facilitate our participation in government-sponsored pharmaceutical research and development programs, (ii) expediate our R&D endeavors, and (iii) attract top talent worldwide to join our R&D team, and ultimately improving the speed, performance and efficiency of our research and development.

In line with industry practice, we engage CROs to support our product development. Our CROs provide us with an array of services, which primarily include molecule discovery, *in vitro* biological assays, analytics, formulation and process development, clinical monitoring and project management, data collection and management, statistics analysis, biological sample management and report preparation, or a combination of these services.

We select CROs based on their qualifications, reputation and accomplishments, experience in conducting pre-clinical or clinical studies on similar pharmaceutical products, research and project management capabilities and resources, as well as their testing facilities.

We closely monitor and manage the activities of these CROs to ensure their progress and quality, including requiring CROs to comply with GCP requirements and conducting comprehensive review and analysis of laboratory tests and clinical trial results and reports.

In 2021, 2022, 2023 and the six months ended June 30, 2024, our research and development costs were RMB132.6 million, RMB158.3 million, RMB127.8 million and RMB37.3 million, representing 10.1%, 14.1%, 9.9% and 5.3% of our total revenue, respectively. Please refer to the paragraphs headed “Financial Information — Description of Major Components of Our Results of Operations — Research and Development Costs” for more details about our research and development costs.

Our research and development capabilities have been recognized by various levels of the PRC government. Please refer to the paragraphs headed “— Awards and Recognitions” in this section for more details. We plan to continue to strengthen our R&D capabilities by attracting an increasing number of talents with extensive experiences in the relevant therapeutic areas or segments to join our R&D team.

### **Our Product Development Platforms**

Through three decades of R&D efforts, we have built six product development platforms that enable us to continuously develop and advance our pipeline products:

- ***Recombinant protein drug technology platform.*** We use three mature protein expression systems to produce functional recombinant therapeutic proteins, namely E. Coli expression system, yeast expression system, and mammalian cell expression system. Leveraging our protein expression systems, we have produced multiple marketed and clinical-stage drug products, such as Jilifen, Jijufen, and JY06 (Jixinfen).
- ***Peptide drug technology platform.*** Our proprietary peptide drug technology platform utilizes different biological systems, from simple bacteria to complex mammalian cells, to produce peptide drugs. This platform is designed with technical innovations in areas such as efficient expression vectors, high-density fermentation technologies, proteolytic cleavage mechanisms, and enhancements in biocompatibility and stability. These advancements enable us to efficiently and reliably produce high-quality peptide drugs. We started the R&D of peptide drug in 2005 and have built strong capabilities in R&D, process development, and manufacturing of peptide drugs since then. In addition to our semaglutide biosimilar JY29-2 and the liraglutide biosimilar which later became known as Liluping, we are also developing JY54 (amylin analogue), a Category I innovative drug, and JY05 (dulaglutide biosimilars) using our peptide drug technology platform.

- ***Drug-device combination technology platform.*** Our drug-device combination technology platform focuses on developing drug-device combination through combining recombinant proteins and biomaterials. Building on this platform, we have developed JY23, a next-generation bone repair material with rhBMP-2.

By carefully altering the composition and structure of the medical device materials surrounding rhBMP-2, we can delay the degradation time of the rhBMP-2 carrier material while preserving the protein's activity, thereby achieving a slower and controlled release of the protein in the surrounding tissues. This approach ensures that patients receive safer and more effective treatment outcomes.

We plan to continue to develop next-generation bone repair materials with improved effectiveness leveraging our drug-device combination technology platform.

- ***Antibody drug technology platform.*** Our comprehensive antibody drug technology platform covers the key steps in the development of antibody drugs and effectively facilitates the development process from the discovery to the optimization of innovative antibody.

As of the Latest Practicable Date, we had obtained the IND approvals for two antibody drug candidates, including JY47, a Category I innovative antibody drug candidate, and JY43, a biosimilar antibody drug candidate. JY47 is a SIRP $\alpha$ -specific monoclonal antibody intended for the treatment of advanced solid tumors, and JY43 is a CD38-targeted monoclonal antibody for the treatment of multiple myeloma. We are also developing JY41, a biosimilar antibody and sclerostin inhibitor intended for the treatment of osteoporosis. Furthermore, we continue to explore the therapeutic potential of combination therapies based on our antibody drug candidates and improve the formulations of those antibody drugs. In addition to developing our own antibody products, we also provide pre-clinical R&D services to Zhongmei Huadong during the Track Record Period. For example, we provided preclinical research and CMC services for an antibody drug candidate, which had entered a Phase III clinical trial as of the Latest Practicable Date.

- ***Long-acting technology platform.*** Therapeutic proteins and peptides offer numerous advantages, including high biological activity, strong specificity, high solubility, and low toxicity. However, they also face challenges such as short half-lives in the body, the need for frequent injections, increased economic burden on patients, and reduced patient compliance. The short duration of action has become a bottleneck in the clinical application of therapeutic protein and peptide drugs, highlighting the urgent need for the development of efficient, simple, and safe long-acting technologies.

To facilitate a simpler dosing schedule and improve long-term patient compliance, we have adopted various long-acting technologies, including lipidation, PEGylation, and Fc-fusion, successfully extending the duration of action of proteins/peptides, increasing their half-lives in the body, achieving long-acting therapeutic effect, and enhancing efficacy and patient adherence.

- Lipidation technology involves attaching fatty acid chains to drugs, increasing their stability and biological activity in the body. This modification extends the drug's half-life, reducing the frequency of dosing, and thus enhancing its therapeutic effect.
- PEGylation technology involves linking polyethylene glycol molecules to drugs, thereby prolonging their half-lives in the body, decreasing the usage frequency, and improving patient compliance.
- Fc-fusion technology extends the circulating time of drugs in the body and enhances their stability by combining them with Fc proteins. This allows the drug to exert its therapeutic effects over a longer duration.

JY29-2 (Jiyoutai), the semaglutide biosimilar modified with fatty acid, had completed the Phase III clinical trial in October 2023. The NDA for JY29-2 (Jiyoutai) was accepted in April 2024. In addition, we have submitted the NDA for JY06 (Jixinfen), a G-CSF product modified by PEG, with the NMPA in May 2023. We also provide preclinical drug R&D services for other pharmaceutical companies using our long-acting technologies. A long-acting insulin drug candidate developed using our lipidation technology had obtained the IND approval as of the Latest Practicable Date.

- ***Subcutaneous injection technology platform.*** According to CIC, in terms of injectable drug delivery, 90.6% of adverse events are associated with intravenous injections. Transitioning to subcutaneous drug administration can effectively reduce the risk of adverse events, and enhance tolerability of a drug. The combination of hyaluronidase as a novel excipient with drugs can change the drug formulation, transitioning from traditional intravenous injection to a more convenient and safer subcutaneous injection method.

Our platform is specialized in using recombinant human hyaluronidase to realize subcutaneous drug administration. Recombinant hyaluronidase degrades hyaluronic acid in tissues like the skin. In skin tissue, hyaluronic acid fills the interstitial spaces within the collagen matrix, acting as a physical barrier that prevents the flow of large volumes of fluid in the subcutaneous space. Hyaluronidase can temporarily hydrolyze subcutaneous hyaluronic acid, thus improving the dispersion and permeability of the drugs in tissue. Therefore, combining hyaluronidase with drug substance allows for large-volume subcutaneous delivery for drugs that originally require intravenous administration, and thereby offering enhanced safety and convenience for patients. Leveraging this platform, we can combine various biopharmaceuticals with recombinant hyaluronidase to create fixed-dose

combination drugs for subcutaneous injection. Compared to traditional intravenous drug injections, this method is more convenient and safer enhancing patient compliance and therapeutic effectiveness.

We have internally developed a recombinant human hyaluronidase, JY53, submitted an application of drug master file registration for JY53 and were granted a drug master file number in August 2024. Based on this platform, we are developing JY43-2, a daratumumab biosimilar for the treatment of multiple myeloma. JY43-2 contains recombinant human hyaluronidase and can be administered subcutaneously. Compared to current intravenous daratumumab products, JY43-2 is more tolerable and easier to use, potentially leading to improved long-term patient compliance. We expect to submit an IND application to the NMPA for JY43-2 in the fourth quarter of 2025.

### **Research and Development Process**

Before initiating any research and development endeavor, we conduct comprehensive market assessments to gauge if the potential product addresses unserved medical necessities in China and offers commercial feasibility, and in the case of a generic drug, if it would be the pioneering generic version in a high-entry-barrier market. We meticulously cherry-pick our R&D ventures by weighing the medical needs against the drug's commercial prospects, factoring in potential market size, competition and the probability of successful development.

Each R&D venture we embark upon requires the green light from our project committee, comprising our top-tier management and seasoned R&D specialists. Our executive team examines the feasibility study outcomes of product candidates, making the conclusive decision on the commencement of new projects.

Once a project is approved, it is assigned a unique code, and a project leader. The project leader is responsible for team formation, project management, intellectual property application and inter-department coordination. Additionally, we conduct monthly evaluations of ongoing R&D projects to ensure they are on track with expectations. During these assessments, if a project is found to be behind schedule or facing adverse market competition shifts, we may opt to pause the initiative.

Please refer to the paragraphs headed “Regulatory Overview — Laws and Regulations in Relation to New Drugs” for further details about the laws and regulations relating to the registration of pharmaceutical products in the PRC.

## **COLLABORATION ARRANGEMENTS**

### **Transfer Agreements of Liluping (Liraglutide) with Zhongmei Huadong**

In August 2017 and May 2019, we entered into exclusive technology transfer agreements with Zhongmei Huadong in relation to the technology transfer and development of the T2DM and obesity indications, respectively, with respect to the liraglutide injection (which later came to be known as Liluping) (together “**Liraglutide Transfer Agreements**”). Pursuant to the Liraglutide Transfer Agreements, we exclusively transferred to Zhongmei Huadong the IND approval and manufacturing technology and intellectual property in relation to the T2DM and obesity indications of Liluping, including but not limited to (i) formulation and quality standards; (ii) all regulatory application materials and approvals; (iii) all research materials and technical data; and (iv) all related patents and patent applications. In addition, we agreed to collaborate with Zhongmei Huadong in preparing samples, conducting clinical trials, developing the technology for commercial production and filing for NDA, until Zhongmei Huadong obtained approval for sale. In exchange, Zhongmei Huadong is obligated to pay RMB80.0 million transfer fee for T2DM indication and RMB25.0 million for obesity indication by installments. Furthermore, the Liraglutide Transfer Agreements specify that the rights and interests of selling API of Liluping to overseas markets shall rest with us. The rights and interests of Liluping in overseas market shall rest with Zhongmei Huadong. As of the Latest Practicable Date, our rights to and interests of the diabetes and obesity indication of Liluping technology as well as the related documents and materials had been duly transferred to Zhongmei Huadong and we had received all transfer fee of RMB80.0 million and RMB25.0 million. In addition, pursuant to the Liraglutide Transfer Agreements, we are entitled to royalties at a fixed percentage based on the annual net sales of Liluping by Zhongmei Huadong during the first six years of its commercial launch. As of the Latest Practicable Date, liraglutide was approved for the treatment of T2DM and obesity and overweight in China. Zhongmei Huadong had received the NDA approval for T2DM of Liluping in March 2023 and received the NDA approval for obesity and overweight of Liluping in June 2023.

The Liraglutide Transfer Agreements shall remain effective until termination of the agreement. The Liraglutide Transfer Agreements can be terminated upon force majeure or mutual consent. Pursuant to the Liraglutide Transfer Agreements, in the occurrence of Liluping receiving the NDA approval, Zhongmei Huadong is exclusively entitled to all rights and interests to the drug registration approval and the new drug certificate with respect to Liluping, and we reserve the right to sell the API of Liluping to overseas markets.

In April 2022, we entered into a supplementary arrangement to the Liraglutide Transfer Agreements with Zhongmei Huadong, pursuant to which, we granted Zhongmei Huadong a non-exclusive right to distribute the API of Liluping in the overseas market, except for certain overseas countries where Zhongmei Huadong was granted an exclusive right. In exchange, we are entitled to single-digit percentage royalties based on the annual net sales of Liluping API by Zhongmei Huadong to overseas markets during the first fifteen years of its overseas sales. Please refer to the section headed “Connected Transactions” for more details.



## BUSINESS

The table below sets forth the details of our collaboration with Zhongmei Huadong regarding Liluping:

	Our Company	Zhongmei Huadong
Technology Development		
Contribution and responsibilities	<p>We are responsible for all the research and development work except the conduction of clinical trials. Our work scope includes, but is not limited to, the following: (1) completing the process scale-up studies for commercial production; (2) developing the solution for injection in pre-filled pen; and (3) facilitating Zhongmei Huadong in filing and obtaining the NDA for the T2DM and the obesity and overweight indications.</p> <p>We bear the expenses for the above-mentioned responsibilities and receive service fee from Zhongmei Huadong in return.</p>	<p>Zhongmei Huadong is responsible for (1) conducting the clinical trials on the drug candidates; (2) providing us with the necessary clinical data for the filing and obtaining of the NDA; and (3) filing and obtaining the NDA.</p> <p>Zhongmei Huadong bears the expenses for the above-mentioned responsibilities.</p>

## BUSINESS

	Our Company	Zhongmei Huadong	
Service fee and payment milestones	Zhongmei Huadong agrees to pay us service fee based on the following payment milestones:		
	(1) Upon the completion of the process scale-up studies for commercial production;		
	Payment Milestone Occurred	Payment Made	Amount of Payment
	During 2019	July 2019	RMB20.0 million
	(2) upon the completion of the development of the solution for injection in pre-filled pen; and		
	Payment Milestone Occurred	Payment Made	Amount of Payment
	As of the Latest Practicable Date, the payment milestone has yet to occur <sup>(1)</sup> .	As of the Latest Practicable Date, the payment has yet to occur.	RMB12.0 million
	Note:		
	(1) The milestone regarding the development of the solution for injection in pre-filled pen requires the Company to (1) complete the design of the injection pen, (2) produce the sample injection pen and conduct the stability test of the injection pen; and (3) complete the selection and purchase of the manufacturing equipment of the injection pen, and design and assemble the production line of the injection pen for Zhongmei Huadong. The production line of the pre-filled injection pen was under installation and adjustment as of the Latest Practicable Date, and we expect the completion to take place by June 2025.		
	(3) upon Zhongmei Huadong’s obtaining of the NDA for the respective indication.		
	Payment Milestone Occurred	Payment Made	Amount of Payment
T2DM: March 2023 Obesity and Overweight: June 2023	As of the Latest Practicable Date, the payment has yet to occur.	RMB8.0 million	

## BUSINESS

	Our Company	Zhongmei Huadong	
Drug Transfer			
Contribution and responsibilities	<p>We are responsible for making an exclusive transfer of the IND approval for the drug candidate (both the T2DM indication and the obesity and overweight indication) and the relevant intellectual properties to Zhongmei Huadong, including but not limited to (1) the preparation methods of the API of the drug product, (2) the research data and the regulatory filing documents of the drug candidate, and (3) the relevant patents and patent applications. The rights and interests of Liluping in overseas market shall rest with Zhongmei Huadong.</p> <p>We bear the expenses for the above-mentioned responsibilities and receive transfer fee from Zhongmei Huadong in return.</p>	Zhongmei Huadong exclusively owns the transferred intellectual properties relating to Liluping.	
Subsequent development	Both parties reserve the right to conduct subsequent development on the relevant technologies. Zhongmei Huadong has a right of first refusal on our technology improvements that may arise from such development.		
Transfer fee and payment milestones	Zhongmei Huadong agrees to pay us transfer fee based on the following payment milestones:		
	(1) Upon our delivery of all documents relating to the drug candidate;		
		T2DM	Obesity and Overweight
	Payment milestone occurred	During 2018	During 2018
	Payment made	March 2018	June 2019
	Payment amount	RMB48.0 million	RMB15.0 million

## BUSINESS

	Our Company	Zhongmei Huadong
	<p>(2) T2DM indication: upon (i) the successful completion of the efficacy trial and safety assessment of the drug candidate<sup>(1)</sup>; and (ii) the successful listing of Zhongmei Huadong as the co-owner of the relevant patents<sup>(2)</sup>;</p> <p>obesity and overweight indication: upon the successful completion of the efficacy trial and safety assessment of the drug candidate;</p>	
		<p><b>T2DM</b></p> <p><b>Obesity and Overweight</b></p>
	Payment milestone occurred	<p>October 2018</p> <p>August 2021</p>
	Payment made	<p>January 2019</p> <p>April 2022</p>
	Payment amount	<p>RMB24.0 million</p> <p>RMB7.5 million</p>
	<p><i>Notes:</i></p> <p>(1) Other than the efficacy trial and safety assessment, we did not participate in any subsequent clinical trials of the drug candidate.</p> <p>(2) As of the Latest Practicable Date, we co-owned three patents in relation to Liluping, whose indications include both T2DM and obesity and overweight and we did not own separate patents in relation to liraglutide. Two of the three co-owned patents will expire in 2036 and the remaining one will expire in 2032. According to the IP counsel, the three patents cannot be extended upon expiration.</p>	

## BUSINESS

	Our Company	Zhongmei Huadong	
	(3) upon Zhongmei Huadong’s obtaining of the NDA.		
		T2DM	Obesity and Overweight
	Payment milestone occurred	March 2023	June 2023
	Payment made	April 2023	August 2023
	Payment amount	RMB8.0 million	RMB2.5 million
	All such payments by Zhongmei Huadong listed above are recorded as our revenue from pharmaceutical services. For details, please see “Financial Information — Description of Major Components of Our Results of Operations — Revenue.”		
Commissioned Manufacturing			
Contribution and responsibilities	We are responsible for, among others, (1) manufacturing the drug products, and (2) sending purchase orders for raw materials to Zhongmei Huadong.	Zhongmei Huadong is responsible for, among others, (1) placing purchase orders based on annual production plan agreed by both parties, and (2) purchasing the raw material, and transporting and inspecting the drug products.	
Commissioned manufacturing fee payment milestones	Zhongmei Huadong will pay a portion of the fee in the beginning of every quarter and the remaining portion at the end of the respective quarter.		
Commercialization			
Commercialization of Liluping	We are entitled to 3% of Zhongmei Huadong’s annual net sales of Liluping (excluding the value-added tax) during the first six years after its commercial launch.	<p>Zhongmei Huadong has the exclusive right to sell Liluping and bears the risks pertaining to Liluping’s sales.</p> <p>In addition, Zhongmei Huadong also has the exclusive right to transfer the intellectual properties relating to Liluping (both the T2DM indication and the obesity and overweight indication) in overseas market and to apply for new drug approval for Liluping overseas.</p>	

## BUSINESS

	Our Company	Zhongmei Huadong
Commercialization of liraglutide API	<p>We have the right to sell liraglutide API to overseas markets (other than the 17 overseas countries where we granted Zhongmei Huadong an exclusive right to sell liraglutide API) and bear the risks pertaining to the sales of the API.</p> <p>We are entitled to 7% of Zhongmei Huadong's annual net sales of liraglutide API (excluding the value-added tax) during the first 15 years after Zhongmei Huadong's initiation of sales in the overseas market.</p>	<p>Zhongmei Huadong has an exclusive right to sell liraglutide API in 17 overseas countries in the Middle East and the North Africa, and a non-exclusive right to sell liraglutide API in other overseas markets. The 17 overseas countries were selected as a result of Zhongmei Huadong's business development plan and its business negotiation with us.</p>
Status of commercialization and amounts payable to us as of December 31, 2023	<p>Commercialization and sales of liraglutide API by us: As of the Latest Practicable Date, we had not commenced selling liraglutide API in overseas markets.</p>	<p>Commercialization and sales of Liluping: Liluping was approved for the treatment of T2DM by the NMPA in March 2023 and was further approved for the treatment of obesity and overweight in June 2023. Zhongmei Huadong commercialized Liluping in 2023 and we are entitled to royalties on Liluping's sales in the amount of RMB2.4 million in 2023.</p> <p>Commercialization and sales of liraglutide API by Zhongmei Huadong: As of the Latest Practicable Date, Zhongmei Huadong had not commenced selling liraglutide API in overseas markets.</p>

### Collaboration Agreement for a Long-acting G-CSF Product with Nanjing King-Friend

In June 2023, we entered into a license and collaboration agreement in respect of the development of a long-acting G-CSF product (the **"G-CSF Collaboration Agreement"**) with Nanjing King-Friend Biochemical Pharmaceutical Co., Ltd. (南京健友生化製藥股份有限公司) (**"Nanjing King-Friend"**), an Independent Third-Party company listed on the Shanghai Stock Exchange (stock code: 603707) since 2017. Hong Kong King-Friend Industrial Company Limited (香港健友實業有限公司), a wholly-owned subsidiary of Nanjing King-Friend, is one of our cornerstone investors. For more details, please refer to the section headed "Cornerstone Investors" in this prospectus.

## BUSINESS

The details of the contract G-CSF Collaboration Agreement are set forth in the table below:

	Our Company	Nanjing King-Friend
Contribution and responsibilities	We agree to produce and supply Nanjing King-Friend with JY06 (PEG-G-CSF API and G-CSF API), the manufacturing procedure and product quality of which shall be in compliance with the standards required for FDA approval.	Nanjing King-Friend agrees to purchase JY06 (PEG-G-CSF API and G-CSF API) from us.
	We agree to provide Nanjing King-Friend with the analytical method (the “ <b>analytical method</b> ”) for the PEG-G-CSF product, the G-CSF product and their APIs in support of the regulatory approval of the PEG-G-CSF product and the G-CSF product with the FDA by Nanjing King-Friend.	In April 2024, we received a one-time fixed license fee of US\$300,000 for the licensing of the analytical method from Nanjing King-Friend. We shall return such license fee to Nanjing King-Friend if the FDA approval is not granted due to fault on our side.
Manufacturing	We are responsible for manufacturing JY06 (PEG-G-CSF API and G-CSF API) and supplying the APIs to Nanjing King-Friend for the production of the PEG-G-CSF product and the G-CSF product.	
Commercialization	We are not responsible for the commercialization of the PEG-G-CSF product and the G-CSF product in the United States.	
Regulatory approval	We shall provide necessary assistance in support of the regulatory registration of the PEG-G-CSF product and G-CSF product with the FDA by Nanjing King-Friend pursuant to the G-CSF Collaboration Agreement.	Nanjing King-Friend shall be responsible for relevant expenses we incurred in providing such support. No such expenses had been incurred as of the Latest Practicable Date.
Intellectual properties	All intellectual property rights in connection with the analytical method belong to us.	Nanjing King-Friend is entitled to use the method only in connection with the G-CSF Collaboration Agreement.



## **PRODUCTION AND QUALITY CONTROL**

During the Track Record Period and up to the Latest Practicable Date, we obtained production licenses for our manufacturing facilities, and drug/device registration certificates approving the production for each of our products and APIs manufactured in-house. Please refer to the paragraphs headed “— Licenses, Permits and Certificates” in this section for more details about our major licenses, permits and certificates. We conduct manufacturing of our products in compliance with the current effective GMP requirements. Please refer to the paragraphs headed “Regulatory Overview — Laws and Regulations in Relation to Drug Manufacturing Enterprises — Good Manufacturing Practices” for more details.

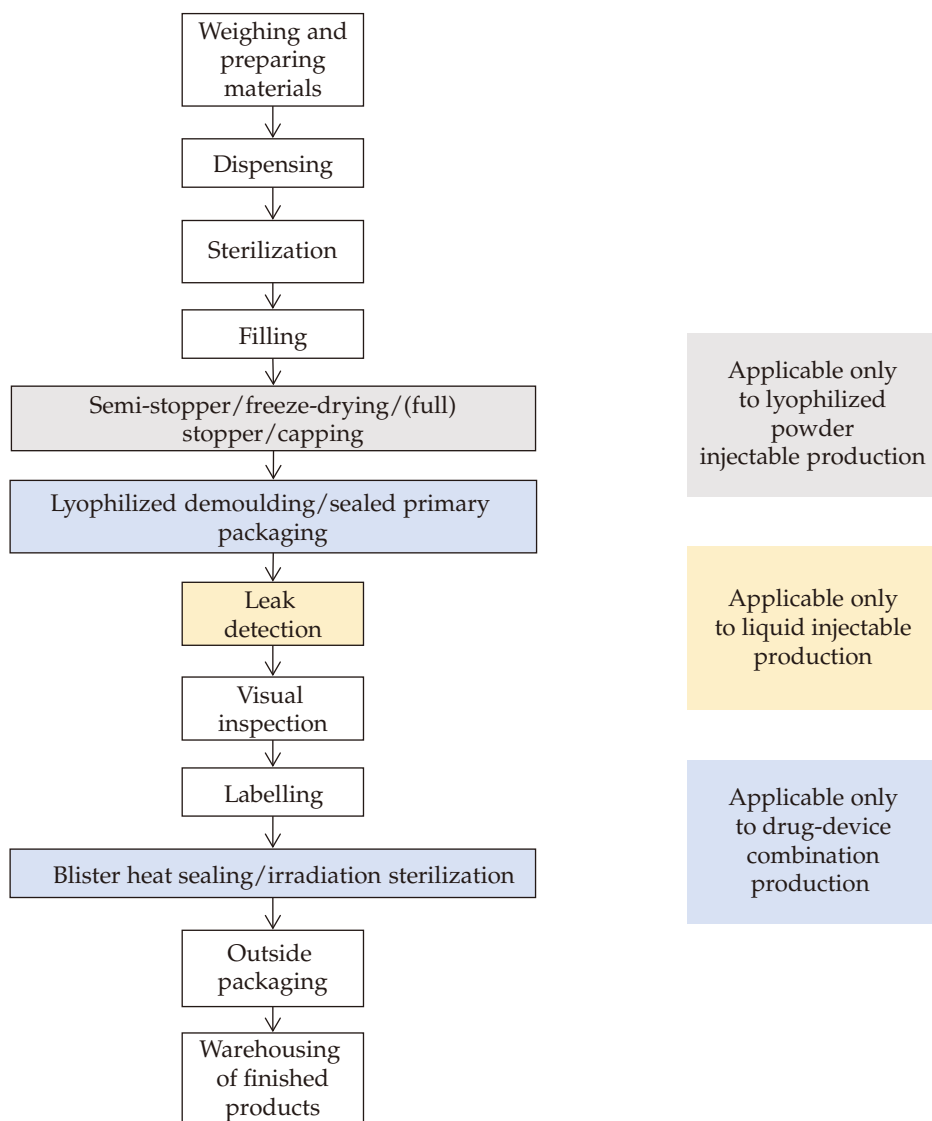
During the Track Record Period, we produced all of our products in-house. In addition, we produced certain APIs used in our products in-house.

### **Production Process**

We operate specific production processes for our pharmaceutical products, medical devices and APIs.

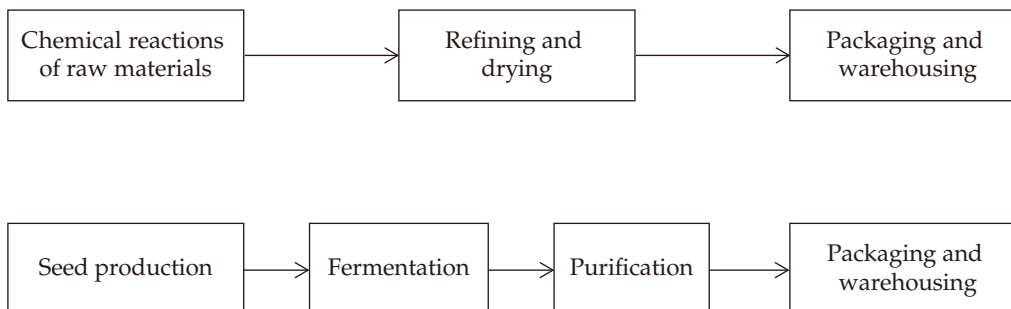
## BUSINESS

The following diagram summarizes the production process for our lyophilized powder injectable pharmaceutical products, liquid injectable pharmaceutical products, and drug-device combination product. Our product in the form of lyophilized powder injectable manufactured pursuant to the process below is Jijufen. Our products in the form of liquid injectable manufactured pursuant to the process below are Jilifen, Jiouting, Jifuwei, Jitansu, Yinuoja and Jipailin. Our drug-device combination product manufactured pursuant to the process below is Guyoudao.



## BUSINESS

The following diagrams summarize the major steps of the production process of our chemical APIs and biologic APIs, respectively.



### Production Facilities

Our production activities are currently carried out at our facilities at two sites: Jiuyuan medical device center for the production of Guyoudao and rhBMP-2 API, and Jiuyuan headquarters for the production of pharmaceutical products and APIs. All of our production sites and facilities are located in Hangzhou, Zhejiang province. Our key production processes are highly automated and can be used to produce different kinds of pharmaceuticals in the same injectable form without the need to significantly modify the existing production facilities and equipment. Therefore, we are able to adjust our production schedule to meet market demand and our sales target in response to market demand. We use state-of-the-art equipment in our production processes which provides better quality control and assurance and increases our production efficiency.

As of the Latest Practicable Date, we believe our facilities and equipment are in good working condition.

We own all of our production facilities and workshops. We conduct regular maintenance and repair work in compliance with the latest version of Chinese GMP requirements and applicable cGMP requirements.

The following table sets forth a summary of our production facility as of the Latest Practicable Date.

Facility	Location	Site Area (sq.m.)	GFA (sq.m.)	Drug/Device Product	Major Products Produced	API Workshops
				Workshop		
Jiuyuan headquarters	Hangzhou, Zhejiang	25,734.00	21,987.77	Small molecule injectable solution	Jiouting, Jipailin, Yinuojia, Jitansu, Jifuwei	Small molecule API
				Large molecule injectable solution	Jilifen, Jijufen, JY06 (Jixinfen)	Large molecule API
				Peptides — large molecule injectable solution	Liluping (liraglutide)	Peptide — large molecule API
Jiuyuan medical device center	Hangzhou, Zhejiang	2,195.80	4,191.22	Drug-device combination	Guyoudao	Guyoudao API

## BUSINESS

The following table sets forth the designed production capacity, actual production volume and utilization rates of the production lines which are used in the production of our major products as of the dates and for the periods indicated.

Production lines	Unit	As of/Year ended December 31,									As of/Six months ended June 30,		
		2021			2022			2023			2024		
		Designed production capacity <sup>(1)</sup>	Production volume	Utilization rate <sup>(2)</sup> (%)	Designed production capacity <sup>(1)</sup>	Production volume	Utilization rate <sup>(2)</sup> (%)	Designed production capacity <sup>(1)</sup>	Production volume	Utilization rate <sup>(2)</sup> (%)	Designed production capacity <sup>(1)</sup>	Production volume	Utilization rate <sup>(2)</sup> (%)
Small molecule injectable solution <sup>(3)</sup>	10,000 vials	3,010	1,581	53	3,010	1,423	47	3,010	1,277	42	1,505	665	44
Large molecule injectable solution	10,000 vials	520	480	92	520	474	91	520	420	81	260	209	80
Peptides — large molecule injectable solution <sup>(4)</sup>	10,000 vials	1,300	-	-	1,300	-	-	1,300	41	3	650	107	16
Drug-device combination <sup>(5)</sup>	10,000 pieces	70	18	25	70	23	32	70	35	50	35	23	65

*Notes:*

- (1) The designed production capacity is computed based on effective production days of a given period.
- (2) Utilization rate is calculated by dividing the production volume by the designed production capacity.
- (3) The utilization rates of our small molecule injectable solution production lines in 2022 and 2023 were relatively low primarily due to the declines in the sales volume of our two small molecule drug products, Jiouting and Yinuoja, after their inclusion in the VBP Lists.
- (4) We began the production of the API and injection products of Liluping (liraglutide) pursuant to a one-year manufacturing services contract with Zhongmei Huadong entered in April 2023 following Zhongmei Huadong's receipt of NDA approval for the T2DM indication of Liluping (liraglutide) in March 2023.
- (5) The increase of utilization rates of our drug-device combination production line during the Track Record Period was in line with the increase of revenue and sales volume of our drug-device combination product, Guyoudao. Please refer to the paragraphs headed "Financial Information — Period to Period Comparison of Results of Operations" for more details.

Our production plan is devised based on an annual, monthly and quarterly rolling forecasts of market demand at the beginning of each year with reference to historical sales records and anticipated level of sales orders, which will be adjusted in accordance with actual demand and inventory levels. Please refer to the paragraphs headed "— Production and Quality Control — Inventory Management" in this section for more details.

We plan to construct new production lines in line with the expected commercialization timeline of our product candidates, and to upgrade and further automate our existing production facilities to prepare for the potential increase in demand for our products and the launch of new products.

## **Raw Material Suppliers and Procurement**

The principal raw materials used for the production of our pharmaceutical and medical device products primarily consist of APIs, chemicals used to produce APIs, excipients and packaging materials. During the Track Record Period, we produced APIs for most of our products in-house. We sourced raw materials used to produce our APIs, certain other APIs and other raw materials for our products from qualified suppliers in China.

We adopt stringent supplier selection procedures. Potential suppliers are assessed based on various factors including their product offerings, quality, corporate management, reputation and business scale and pricing. Our suppliers are required to possess all licenses and permits necessary for their operations. We also procure small-batch samples from potential suppliers to inspect such samples to determine if they meet our requirements. Only those suppliers which fulfil all our requirements are selected. We maintain a whitelist of qualified suppliers and we only source raw materials from these suppliers. We routinely review and assess our suppliers' performance and check their qualifications to ensure the legality and quality of our raw materials, and update the approved suppliers list. Those suppliers who fail to meet our requirements are removed from our whitelist.

We generally place purchase orders with our raw material suppliers on an as needed basis and do not have agreements with them lasting longer than one year. Nevertheless, we are able to maintain long-term business relationships with most of our raw material suppliers. The purchase price of our raw materials is primarily based on the prevailing market prices for raw materials of similar quality. We normally pay our suppliers via wire transfer or bank acceptance bills. Typically, we are required to make full prepayment, or are given 60 days' credit terms, by our suppliers. Our suppliers are generally responsible for arranging the delivery of raw materials to our production facilities at their own costs. We are entitled to return any raw materials that do not meet our requirements.

During the Track Record Period, the only API we sourced from third party is the fulvestrant API for our product Jifuwei (fulvestrant injection), which we sourced from Hangzhou Heta Pharm & Chem Co., Ltd. (杭州海達醫藥化工有限公司), one of our five largest suppliers in 2023 who is not deemed as one of our competitors in relevant market in China. We believe that the supplies of the fulvestrant API used in our production are ample in the market with multiple suppliers, and that we can seek alternative suppliers as and when appropriate in the market without material limitations. Further, we have the capabilities to produce fulvestrant API in-house. Our principal raw materials are generally readily available in the market through a number of suppliers. We believe we have alternative sources for our principal raw materials with comparable quality and pricing. During the Track Record Period and up to the Latest Practicable Date, we did not experience any material shortage or delay in the supply of raw materials. During the Track Record Period and up to the Latest Practicable Date, we did not experience any significant increases in the prices of our major raw materials or fluctuations in raw material costs which had a material adverse impact on our results of operations or gross profit margins. Please refer to the paragraphs headed "Risk Factors — Risks Relating to Our Business and Industry — Our operations are dependent on the supply of certain raw materials. If the supply of raw materials decreases or the cost increases, our ability to conduct our business could be materially impaired and our operations, revenue and profitability could be adversely affected."

## **Quality Management**

We believe that an effective quality control system is essential to ensure the quality of our products and for our business to thrive. We have obtained PRC GMP certifications for all of our production workshops and production lines. We have also received EU GMP certification for the production line of the API of one of our biological products, Jilifen (hG-CSF).

Our senior management team is actively involved in formulating internal quality control policies and monitoring our overall quality control process. We have established comprehensive quality control procedures and protocols including Quality Management Review System and Quality Management Manual that span across the entire production lifecycle from raw material sourcing till the final products are delivered to customers. Our quality control department is independent from our production department and is responsible for the implementation of such procedures and protocols. Most of our quality control and assurance personnel have pharmaceutical or related educational background. We also conduct regular training so that our quality control and assurance personnel understand the regulatory requirements applicable to the operation of our production facilities. In addition, we utilize equipment and devices to inspect, test and ensure the quality of our raw materials, production-in-progress and final products.

Key aspects of our quality control and assurance procedures are as follows:

### ***Procurement of Raw Materials and Quality Control***

We purchase raw materials used in our production only from screened and approved suppliers. Please refer to the paragraphs headed “— Production and Quality Control — Raw Material Suppliers and Procurement” for more details about our supplier selection procedures. We conduct timely examination of our incoming raw materials to confirm they meet our quality requirements. Our warehousing personnel verify the incoming raw materials by checking packaging information before taking delivery. Incoming raw materials are stored in quarantined areas upon receipt. Our quality control team subsequently conducts random sample testing to verify the quality. Our warehousing personnel dispatch incoming raw materials for use in our production processes that have passed such quality control tests.

### ***Product In-process Quality Control***

*Product in-process quality control.* Our quality control team is responsible for verifying that our production processes continuously comply with GMP requirements. We require our production operators to adhere to our standard operating and equipment operation procedures and our quality control team regularly inspects our production processes on-site. After the completion of each production process, we perform cleaning procedures to prevent contamination or cross contamination, and our quality control team verifies that the production line has been properly cleaned before we proceed to the next production process. All of our cleaning procedures have been validated before their implementation.

### ***Final Product Quality Control***

Each batch of final products is subject to sample tests by our quality control team. Before we deliver our final products to customers, our quality control team inspects the documentation relating to the quality of a product, including its batch records, laboratory testing records, production process records and other information that may impact product quality. Our quality director conducts a final review of all documents and make the final decision as to whether the products can be released for sale. Final products that do not meet our quality standards can not be released and they are destroyed or otherwise disposed of based on the judgement of our quality director. Only final products that have been released by our quality control personnel can be sold into the market.

### **Inventory Management**

Our inventory consists primarily of finished products and production materials, including APIs and other raw material, reagent, and packaging materials. We have established an inventory management system that monitors each stage of the warehousing process. Our warehousing personnel are responsible for receiving inspection, warehousing, storage and distribution of production materials and finished products. All materials and products are stored in different areas in warehouse according to their storage condition requirement, properties, usage and batch number. Our warehousing personnel regularly check to ensure consistency among the raw material or product, logbook and material card.

We communicate frequently with our customers to understand the feedback from them or their end customers and anticipate their needs. In our day-to-day management, we connect directly with the distributors' sales personnel in order to closely communicate with them and monitor their sales. We require distributors to provide to us details of their sales volume to hospitals to assess actual market demand for our products and distributors' performance. Our Directors confirm that we did not experience any material shortage in supply or overstock of inventories during the Track Record Period and up to the Latest Practicable Date. As of December 31, 2021, 2022, 2023 and as of June 30, 2024, we had inventories of RMB201.5 million, RMB171.9 million, RMB169.8 million and RMB158.0 million, respectively. Please refer to the paragraphs headed "Financial Information — Discussion on Selected Items from the Consolidated Statements of Financial Position" for more details.

### **PRODUCT RETURNS AND WARRANTIES**

We generally do not accept any product returns, except for returns of defective products, or products received in error or damaged in shipping. For defective products, we are fully responsible for the cost of return and replacement of these products. In respect of the return policy with our distributors, please refer to the paragraphs headed "— Sales, Marketing and Distribution — Distribution — Distributor Management" in this section for the key terms of our distribution agreements.

We receive feedback from our distributors and end customers. We treat such feedback and complaints seriously. We have implemented detailed procedures on how to handle quality complaints and provide for the contingency for any adverse patient reaction to our products. Our sales and marketing team is responsible for following up customer complaints to ensure that they have been dealt with appropriately.



## BUSINESS

We did not provide any warranties on our products and did not have any provisions for warranty claims during the Track Record Period. During the Track Record Period and up to the Latest Practicable Date, the amounts of our product returns and exchanges were insignificant; we had not experienced any material complaint or product liability or other legal claims from our customers due to problems associated with the quality of our products.

We have also established product recall procedures with reference to relevant requirements, including GMP, and have prescribed recall guidelines and processes, which specify responsible persons to notify upon a recall and the handling procedure of the recalled products. During the Track Record Period and up to the Latest Practicable Date, we did not have any product recall due to quality problems.

### SALES, MARKETING AND DISTRIBUTION

We sell our drug products primarily to distributors, which distribute such products to hospitals, other medical institutions and pharmacies in national and overseas markets. For our drug-device combination product, Guyoudao, we sell it directly or through our distributors to hospitals in China. In addition, to a lesser extent, we sell APIs directly to pharmaceutical companies in overseas markets.

We promote our products primarily through our in-house sales and marketing team through various marketing activities. We also engage third-party promoters to promote our products in a small number of medical institutions located in lower-tier cities or regions or that are otherwise not covered by our in-house sales and marketing team.

The following table sets forth a breakdown of our revenue from sales of products by distribution channels during the Track Record Period. Based on our own direct sales records and operating data gathered by our in-house sales and marketing team from third party promoters and distributors, our sales associated with public hospitals, private hospitals and other entities in 2023 accounted for approximately 94%, 4% and 2%, respectively.

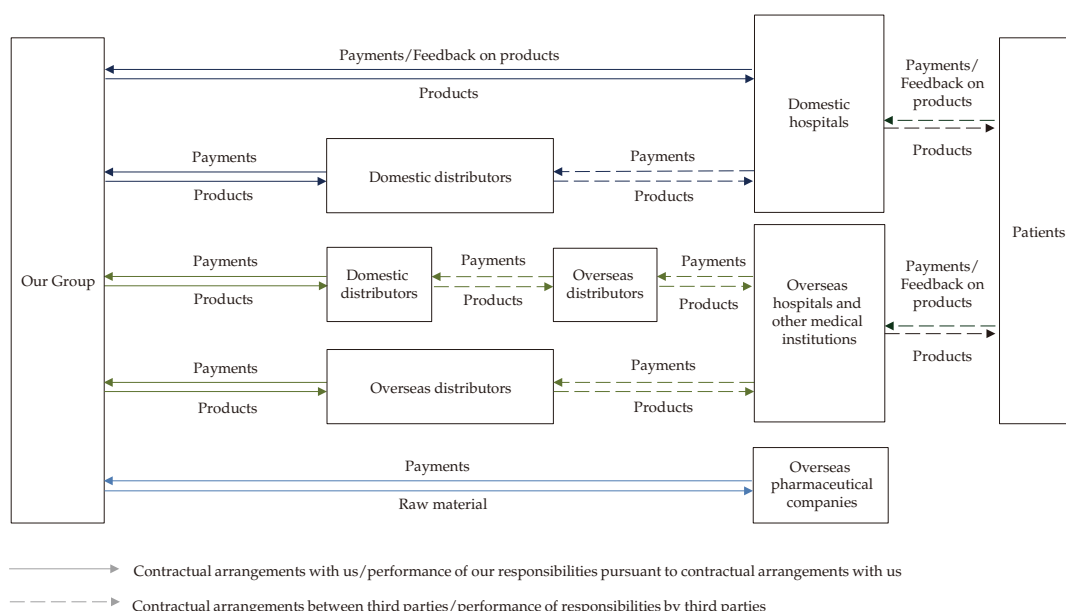
	Year Ended December 31,						Six Months Ended June 30,			
	2021	% of	2022	% of	2023	% of	2023	% of	2024	% of
	RMB'000	revenue	RMB'000	revenue	RMB'000	revenue	RMB'000 (unaudited)	revenue	RMB'000	revenue
<b>Distributors</b>	952,082	72.8%	830,941	73.8%	848,341	65.9%	459,261	69.2%	417,712	59.5%
Domestic										
distribution	935,023	71.5%	829,583	73.7%	846,095	65.7%	458,186	69.0%	416,553	59.3%
Overseas										
distribution	17,059	1.3%	1,358	0.1%	2,246	0.2%	1,075	0.2%	1,159	0.2%
<b>Direct sales</b>	316,345	24.2%	274,164	24.4%	370,136	28.8%	179,776	27.1%	227,451	32.4%
Domestic										
direct sales	189,354	14.5%	223,129	19.8%	328,968	25.6%	167,592	25.3%	197,522	28.1%
Overseas										
direct sales	126,991	9.7%	51,035	4.5%	41,168	3.2%	12,184	1.8%	29,929	4.3%
<b>Total<sup>(1)</sup></b>	<b>1,268,427</b>	<b>97.0%</b>	<b>1,105,105</b>	<b>98.2%</b>	<b>1,218,477</b>	<b>94.6%</b>	<b>639,037</b>	<b>96.3%</b>	<b>645,163</b>	<b>91.9%</b>

## BUSINESS

*Note:*

- (1) Total revenue from sales of products by distributors and direct sales accounted for less than 100.0% of our total revenue during the Track Record Period, as we also generated revenue from pharmaceutical services which accounted for 3.0%, 1.8%, 5.4% and 8.1% of our total revenue in 2021, 2022, 2023 and the six months ended June 30, 2024, respectively. Please refer to the paragraphs headed “Financial Information — Description of Major Components of Our Results of Operations — Revenue — Revenue by Nature” for more details.

The following diagram illustrates the interactions among our distributors, hospitals and other medical institutions, pharmacies, patients and us in connection with sales, marketing and distribution of our products in the domestic and overseas markets.



## Sales and Marketing

### *In-House Sales and Marketing Team*

Our marketing strategies are implemented by our in-house sales and marketing team that are aligned across various therapeutic areas and geographic regions. Our in-house sales and marketing team generates market demand for our products among medical professionals primarily through its academic promotion efforts to enhance medical professionals’ knowledge and understanding of the usage, clinical effects and advantages of our products. Our professional in-house sales and marketing team consisted of about 743 employees as of June 30, 2024, among which, (i) 30 of them were our marketing department personnel; (ii) 48 of them were our business development department and market access department personnel; (iii) 223 of them were our management personnel responsible for managing both our direct sales and sales through distribution, including formulating sales strategies, ensuring the achievement of sales targets, managing sales representatives in specific area, implementing the sales plans, managing the logistics delivery and collection of bills from customers, and establishing long-term cooperative relationships with end-customers; and (iv) 442 of them were our sales representatives promoting our products among medical professionals to enhance their knowledge and understanding of the usage, clinical effects and advantages of our

products, among which, 210 of them covered the eastern China market, 156 of them covered the central China market, and 77 of them covered the western China market. Our in-house sales and marketing team help ensure the smooth operation of our nationwide sales and distribution network, which covered over 1,300 Class III hospitals and more than 3,500 other hospitals and medical institutions, located in over 95% of the prefecture level districts and counties in China as of June 30, 2024. Most of our sales and marketing personnel hold a bachelor's degree or above in medicine, sales and marketing, or other related disciplines. Notably, the management personnel, which accounted for over 30% of our sales and marketing team, had spent an average of more than nine years working with us as of June 30, 2024.

We regularly provide in-house and external trainings to enhance the industry knowledge and marketing skills of our sales and marketing team. We place particular emphasis on training our sales representatives, who are categorized into different levels based on their experience and capabilities and receive tailored mandatory and elective trainings.

We have also put in place measures and policies for our employees involved in sales and marketing activities, including ongoing training and signing agreements with our marketing and sales personnel, which contain representations and undertakings to comply with applicable PRC laws and regulations and our internal policies. Please refer to the paragraphs headed “— Risk Management and Internal Control — Internal Control — Anti-bribery” in this section for more details.

### ***Marketing Support***

Our sales and marketing team is responsible for developing our marketing management information system, managing the overall effectiveness of the sales and marketing initiatives and analyzing business data in order to optimize the efficiency of our sales and marketing efforts. Our sales and marketing team works closely with several departments at the headquarters level on the promotion of our products. We believe this centralized approach enables us to continuously enhance our brand recognition, market share and market penetration in an efficient manner.

- *Marketing department (市場部)*. Our marketing department is responsible for developing the overall marketing and promotion strategies for each of our products. Before a product is launched, our marketing department conducts market research and analysis and establishes its branding strategies.
- *Business development department (商務部)*. Our business development department is responsible for managing business channels, reviewing and supervising sales-related contracts and processes ensuring compliance with specifications and relevant laws and regulations.
- *Market access department (市場准入部)*. Our market access department is responsible for analyzing applicable laws and regulations in China's pharmaceutical industry and formulating corresponding growth strategies in a timely manner; when suitable opportunities arise, procuring our products' entry into the NRDL or other government-sponsored medical insurance programs; and preparing tender documents and participating in the centralized tender process.

### *Other Marketing Activities*

We organize, sponsor and participate in a wide variety of academic conferences, seminars and symposia to continuously enhance our brand recognition. We cooperate with academic organization and attend national and regional academic conferences, sharing the latest industry developments and our experience in the relevant therapeutic areas. In addition, our medical representatives routinely communicate with healthcare professionals to provide them with the most updated product information regarding the usage, clinical efficacy, safety and other features of our products and provide them with other product information such as the latest clinical research results. Such communications also enable us to collect valuable feedback and market intelligence on our products, including feedback on the therapeutical value and quality of our products, as well as relevant suggestions on product improvement and iteration. Based on the market feedback, we are able to continuously optimize our existing portfolio of products and to identify potential new products with unmet medical needs for commercialization.

### *Third-party Promoters*

We engage third-party promoters to supplement the capabilities of our sales and marketing team. We select third-party promoters based on their qualifications, reputation, experience, and service capabilities. As of December 31, 2021, 2022, 2023 and as of June 30, 2024, we had 26, 26, 23 and 23 third-party promoters, respectively. We had seven promoters in eastern China, two promoters in southern China, two promoters in western China, five promoters in northern China and eight promoters in central China as of June 30, 2024 (including three promoters that have more than one geographical market coverage).

We generally enter into service agreements with such third-party promoters, pursuant to which they are responsible for carrying out marketing activities within the service scope we commissioned. Our third-party promoters are promotion service providers, the scope of whose services includes conducting market research, disseminating our product information to healthcare professionals, such as the mechanism of action and therapeutic benefits of our products, collecting market intelligence and feedback, and, to the extent more local support is needed, identifying and securing regional promoters to execute the aforementioned promotional services. We also require our third-party promoters to strictly comply with the anti-bribery requirements in our promotion agreements as well as other applicable laws and regulations. To the best knowledge of our Directors, (i) save for one third-party promoter and one distributor being controlled by the same natural persons, there is no other family, business, employment, trust, guarantee, cash flow, financing, shareholding or other relationship between our third-party promoters and distributors; and (ii) our distributors and promoters have no overlapping roles during the Track Record Period.

As advised by our PRC Legal Adviser, we have complied with applicable PRC laws and regulations in relation to the use of third-party promoters in our sales and marketing activities in all material respects, considering that: (i) our service agreements with such third-party promoters do not violate relevant PRC laws and regulations and we require our third-party promoters to strictly comply with terms and conditions set out in such service agreements; (ii) from a PRC law perspective, a pharmaceutical company will not

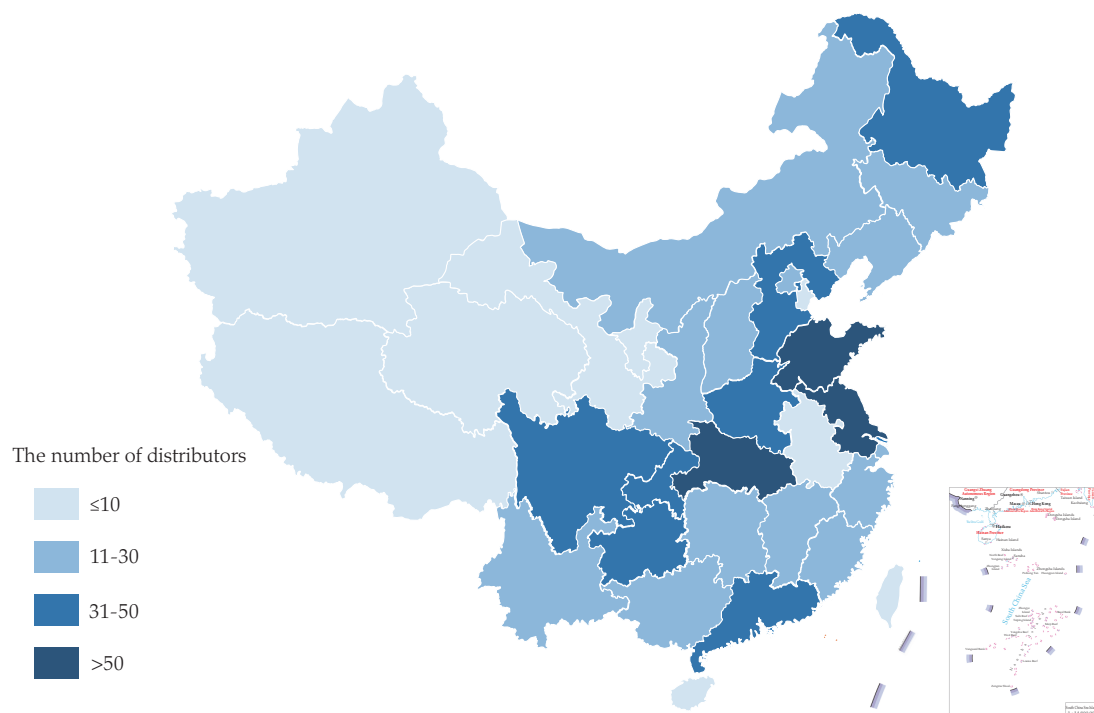
be penalized by the relevant PRC government authorities merely by virtue of having contractual relationships with third-party promoters who are engaged in non-compliant activities, so long as such pharmaceutical company and its employees are not utilizing the third-party promoters for the implementation of, or acting in conjunction with them in the prohibited activities; and (iii) a pharmaceutical company is under will not be subject to penalties or sanctions by relevant PRC government authorities as a result of failure to monitor their operating activities.

## **Distribution**

We sell our drug products primarily to third-party distributors, who are our direct customers and are responsible for on-selling and delivering our products generally to hospitals and other medical institutions. For our drug-device combination product, we also sell it to third-party distributors in addition to directly selling it to hospitals in China. Consistent with industry practices, our distributors are not engaged to provide marketing and promotion services for our products. We believe this distribution model helps extend our coverage in a cost-effective manner while retaining proper control over our distribution network and marketing and promotion process.

### ***Distribution Network***

As of June 30, 2024, our domestic distribution network comprised over 600 distributors spanning 30 provinces, municipalities and autonomous regions across China. The following map illustrates the geographical coverage of our distributors in the domestic distribution network as of June 30, 2024.



## BUSINESS

The following table sets forth the movement of the number of our distributors in the domestic distribution network at the group level with entities controlled by the same group combined together for the periods indicated below.

	Year ended December 31,			For the six months ended
	2021	2022	2023	June 30, 2024
Number of distributors at the beginning of the period	346	377	391	443
Addition of new distributors <sup>(1)</sup>	141	130	170	67
Termination of existing distributors <sup>(2)</sup>	110	116	118	198
Net increase/(decrease) in distributors	31	14	52	(131)
<b>Number of distributors at the end of the period</b>	<b>377</b>	<b>391</b>	<b>443</b>	<b>312</b>

*Notes:*

- (1) New distributors refer to distributors who (i) had at least one transaction with us in the relevant period; and (ii) did not have any transaction with us in the immediately preceding financial year.
- (2) Terminated distributors refer to distributors who (i) did not have any transaction with us in the relevant period; and (ii) had at least one transaction with us in the immediately preceding financial year.

## BUSINESS

The following table sets forth the movement of the number of our distributors in the domestic distribution network at the entity level for the periods indicated below.

	Year ended December 31,			For the six months ended June 30,
	2021	2022	2023	2024
Number of distributors at the beginning of the period	681	709	743	794
Addition of new distributors <sup>(1)</sup>	210	201	241	115
Termination of existing distributors <sup>(2)</sup>	182	167	190	299
Net increase/(decrease) in distributors	28	34	51	(184)
<b>Number of distributors at the end of the period</b>	<b>709</b>	<b>743</b>	<b>794</b>	<b>610</b>

*Notes:*

- (1) New distributors refer to distributors who (i) had at least one transaction with us in the relevant period; and (ii) did not have any transaction with us in the immediately preceding financial year.
- (2) Terminated distributors refer to distributors who (i) did not have any transaction with us in the relevant period; and (ii) had at least one transaction with us in the immediately preceding financial year.

During the Track Record Period, we enter into distribution agreements directly with entity-level distributors in our domestic distribution network, who have decision-making authorities in entering into distribution agreements with us. The distribution agreements generally have a term of one year. In 2021, 2022, 2023 and the six months ended June 30, 2024, entity-level distributors who had at least one transaction with us in the respective period and did not have any transaction with us in the immediately preceding financial year amounted to 210, 201, 241 and 115, respectively, primarily due to our growing demand of engaging distributors in distributing our product Yinuoja in 2021 and 2022 before it was included in the national centralized VBP scheme in March 2023, and our product Guyoudao during the Track Record Period, in line with our product sales and growth. Please refer to the paragraphs headed “Business — Our Products — Our Marketed Products — Orthopedic Product — Guyoudao” in this prospectus for more details. In 2021, 2022, 2023 and the six months ended June 30, 2024, entity-level distributors who did not have any transaction with us in the respective period and had at least one transaction with us in the immediately preceding financial year amounted to 182, 167, 190 and 299, respectively, primarily due to the inclusion of certain of our products in the centralized VBP scheme during the Track Record Period, resulting in our decreased demand of engaging distributors in distributing such products. Please refer to the paragraphs headed “Business — Pricing” in this prospectus for more details. We believe that our domestic distribution arrangement allows us to efficiently identify, select



## BUSINESS

and adjust distributors who can effectively advance the marketing and sales of our products based on our actual demand. This arrangement also brings us greater flexibility and increased coverage by leveraging such distributors' customer bases. As of June 30, 2024, our sales and distribution network covered over 1,300 Class III hospitals and more than 3,500 other hospitals and medical institutions, located in over 95% of the prefecture-level districts and counties in China, demonstrating the effectiveness of our distributorship model in line with our commercialization strategies.

Throughout the Track Record Period, we also had 14 distributors for distribution of our products in certain overseas markets, including four distributors located in China and their four respective overseas sub-distributors, as well as six overseas distributors.

The following table sets forth the movement of the number of our distributors in the overseas distribution network for the periods indicated below.

	Year ended December 31,			For the six months ended June 30,
	2021	2022	2023	2024
Number of distributors at the beginning of the period <sup>(1)</sup>	8	13	5	9
Addition of new distributors <sup>(2)</sup>	6	1	4	2
Termination of existing distributors <sup>(3)</sup>	1	9	—	4
Net increase/(decrease) in distributors	5	(8)	4	(2)
<b>Number of distributors at the end of the period</b>	<b>13</b>	<b>5</b>	<b>9</b>	<b>7</b>

*Notes:*

- (1) The numbers of distributors in this table are calculated on entity level, without combining distributors belonging to the same group.
- (2) New distributors refer to distributors who (i) had at least one transaction with us in the relevant period; and (ii) did not have any transaction with us in the immediately preceding financial year.
- (3) Terminated distributors refer to distributors who (i) did not have any transaction with us in the relevant period; and (ii) had at least one transaction with us in the immediately preceding financial year. Nine distributors who had at least one transaction with us in the 2021 did not have any transaction with us in 2022, primarily due to decreased demand from distributors in Ukraine and Brazil for enoxaparin API.

Please refer to the paragraphs headed “— Sales, Marketing and Distribution — Sales to International Markets” in this section for more details about our overseas distribution model.

During the Track Record Period, sales to our distributors generated approximately RMB952.1 million, RMB830.9 million, RMB848.3 million and RMB417.7 million, which approximately accounted for 72.8%, 73.8%, 65.9% and 59.5% of our total revenue for the years ended December 31, 2021, 2022, 2023 and the six months ended June 30, 2024, respectively. Sales to our five largest distributors for each year/period during the Track Record Period, calculated on the group level, generated RMB595.5 million, RMB499.7 million, RMB499.4 million and RMB267.0 million, which approximately accounted for 45.6%, 44.4%, 38.8% and 38.0% of our total revenue, respectively.

One of our non-executive Directors also serves as a supervisor of Zhongmei Huadong, a substantial shareholder of the Company, and an assistant to the chairperson of Huadong Medicine’s board of directors. See “Directors, Supervisors and Senior Management” and “Relationship with Our Single Largest Group of Shareholders — Independence from Our Single Largest Group of Shareholders — Management Independence” of this prospectus for more details. To the best knowledge of our Directors, (i) save for those being members in the group of Huadong Medicine, our distributors are Independent Third Parties; and (ii) save for one distributor owned by our ex-employee, the sales to which generated an aggregate of approximately RMB18,000 of revenue during the Track Record Period, none of our distributors are controlled by our Directors, Supervisors, senior management or current or ex-employees. Our business with the above-mentioned distributors have been conducted on normal commercial terms in our ordinary course of business. In addition, to the best knowledge of our Directors, there is no other family, business, employment, trust, guarantee, cash flow, financing, shareholding or other relationship between our distributors and us. Certain of our distributors belong to same medical product distribution groups, which are ultimately owned by a common shareholder, and we collaborate with different entities within a same group to facilitate our distributorship in the local areas, which is a practice consistent with the industry norm as confirmed by CIC. To the best knowledge of our Directors, there is no other family, business, employment, trust, guarantee, cash flow, financing, shareholding or other relationship between each of our five largest distributors, consolidated on the group level, for each of the years ended December 31, 2021, 2022, 2023 and the six months ended June 30, 2024, on the one hand, and each of our other distributors, on the other hand.

There were no material disputes or litigations between the terminated distributors and us during the Track Record Period and up to the Latest Practicable Date.

### *Terms of Distribution Agreements*

We have a seller-buyer relationship with our distributors. We retain no ownership over the products that we sell to them, and all significant risks and rewards associated with these products are transferred to them upon delivery to and acceptance by them. Consequently, we recognize revenue from sales to our distributors upon delivery of our products to and acceptance by them. Our distributors on-sell our products to their customers, which do not have any contractual relationships with us and are not imposed with any of our control or oversight.

We enter into written distribution agreements with our distributors in the domestic distribution network. Key terms of such distribution agreements include the following:

- ***Term.*** The distribution agreements generally have a term of one year.
- ***Designated distribution area.*** Distributors are generally not allowed to sell or distribute our products outside of their designated distribution areas.
- ***Exclusivity.*** Distributors are granted the distributorship of specified certain types of products in their designated distribution areas generally on a non-exclusive basis.
- ***Sub-distributors.*** Due to the implementation of the “Two-Invoice System” in China, generally our distributors are legally prohibited from engaging sub-distributors for distribution of our products to public medical institutions in the PRC. For distribution of our products to private medical institutions in the PRC, we do not require our distributors to seek our prior approval to engage sub-distributors. We do not have contractual relationships with sub-distributors engaged by our distributors, nor do we manage such sub-distributors directly. Instead, we rely on our distributors to supervise their respective sub-distributors.
- ***Sales target and minimum purchase requirement.*** Our agreements with distributors generally do not specify an agreed annual sales target or minimum annual purchase amount.
- ***Pricing.*** Our selling prices to distributors are fixed during the term of the distribution agreements. In the event of a retail price change as a result of regulatory or policy changes or centralized tender processes during the term of distribution agreement, we and the relevant distributor may negotiate price adjustments accordingly. However, in the event that any retail price changes after our products are delivered to our distributors but before they are sold to medical institutions, we may bear the upside potential as well as downside risk from any such retail price change for the relevant products. See “— Price Adjustment Compensation” and “Risk Factors — Risks Relating to Our Business and Industry — Key Risks Relating to Our Business and Industry — Pricing regulations or other policies such as volume-based procurement (the “VBP”) that are intended to reduce healthcare costs could subject us to pricing and volume pressures and adversely affect our operations, revenue and profitability.”

## BUSINESS

- **Resale price management.** We generally do not control the prices at which our distributors resell our products to their customers.
- **Inventory level.** We generally do not require our distributors to maintain a minimum inventory level.
- **Return of products.** Our distributors are required to inspect the products on delivery. We generally do not allow product returns or exchanges except as a result of quality defects or for products received in error or damaged in shipping. We generally do not accept the return of non-defective unsold or expired products for reasons not attributable to us. Our product return policy is in line with the market practice of the pharmaceutical industry in China, according to CIC.
- **Access to information.** Distributors are required to provide us with access to information at our request, including providing us with procurement, sales and inventory data of our products or with access to such information through their information technology system.
- **Credit terms.** We generally grant our distributors credit terms of 30 to 90 days, with longer terms granted to our distributors of drug-device combination product. We also require prepayments for product deliveries to our distributors in certain instances from a credit control perspective.
- **Confidentiality.** Both parties have non-disclosure obligations, and undertake to only use each other's trade secrets and other business information to the extent necessary and not to disclose such trade secrets or other business information to any third party.
- **Termination.** We may terminate the distribution agreements in the event of, among others, (i) any material breach by our distributors, such as sales outside of their designated distribution areas and providing falsified sales data; or (ii) any other breach by our distributors that is not remedied within a prescribed time-period.

Our distributors in the overseas distribution network either place individual purchase orders with us for each purchase, which provide for general terms for our distribution arrangement, such as place and methods of delivery, quality of the products, the designated geographical area, amount for distribution, payment, and other rights and obligations. We also enter into written distribution agreements with some distributors, which usually have a term ranging from three to five years. In some cases, the contracts provide an exclusivity clause which stipulates that the distributors shall distribute our products in an exclusive manner in a designated territory, and the distributors are not allowed to sell or distribute our products outside of their designated distribution areas. We generally specify approximate tentative yearly forecast in the distribution arrangement, and if the overseas distributor cannot realize minimum orders, we are entitled to appoint another distributor in the designated area. We generally grant a distributor credit term of 30 to 90 days. Defect products, once detected, will be reported by the distributors to us. The contracts typically have a termination clause which stipulates that the contracts can be terminated upon material default by either party or force majeure.

### *Distributor Management*

We select our distributors based on their proven distribution abilities, familiarity with their own target markets, financial strength, credit records and scale of operations. We require all our distributors to possess all licenses and permits necessary for the sales and distribution of pharmaceutical products. We require our distributors to adhere to the latest GSP standards for cold-chain storage and transportation so that they can deliver our products to covered medical institutions and pharmacies in a safe and timely manner.

Where a distributor breaches the relevant distribution agreement, including non-compliance with applicable laws and regulations, we will give the distributor a notice and require rectification. If no remedial action is taken within a prescribed time period, we will have the right to terminate the relevant distribution agreement. During the Track Record Period, we did not terminate our business relationship with any distributors due to their breach of their distribution agreements or their non-compliance with regulatory requirements.

### *Prevention of Cannibalization*

In order to manage the risk of cannibalization of sales among our distributors in the domestic distribution network, we have adopted the following measures:

- *Geographic restrictions.* We specify the designated distribution area for which our distributors are responsible in our distribution agreements with them. The agreements also prohibit distributors from selling our products outside their respective designated distribution areas without our prior written consent.
- *End customer monitoring.* Our distributors focus on different distribution channels (such as hospitals, other medical institutions and pharmacies) and target distinct end customers. We communicate closely with end customers and their respective personnel, such as healthcare professionals, through our academic conferences and other marketing activities in order to understand the actual usage of our products.

Our Directors are of the view that the above measures are sufficient to mitigate potential cannibalization and competition among our domestic distributors. We believe that the risk of cannibalization of sales among our distributors in the overseas distribution network is remote, as we limit the number of overseas distributors within the same geographical area throughout the Track Record Period. During the Track Record Period and up to the Latest Practicable Date, we were not aware of any material cannibalization or competition among our distributors in the domestic and overseas distribution network within the same geographical area.

### *Inventory Management and Control*

Our distributors generally place orders with us based on actual demands from end customers or estimation of such demand. We believe that our sales to distributors during the Track Record Period reflected genuine market demand and the risk of channel-stuffing is relatively low, considering the following measures and conditions.

- *Credit term.* We generally grant our distributors credit terms of 30 to 90 days, with longer terms granted to our distributors of drug-device combination products. We believe that the short credit term requires our distributors to effectively manage their cash flow and ensure that procurements are made based on actual demand. This is particularly effective for our small-to-medium-scale distributors, which we believe generally have more limited capital resources.
- *Sales and inventory check.* We are entitled to require distributors to provide us with access to their sales data at our request. In general, we review and evaluate sales data of our distributors on a monthly basis to enable us to make periodic assessments of actual market demand for our products and analyze the inventory levels of our distributors. We actively adjust our sales strategy and geographic or product coverage of each distributor based on market demand and each distributor's capacity. During the Track Record Period and up to the Latest Practicable Date, we did not notice any unusually large procurements that were inconsistent with distributors' past practices, nor did we notice any abnormally high inventory level of our distributors.
- *Strict return policy.* We generally do not accept product returns except for returns of defective products or products received in error or damaged in shipping. Therefore, we believe that our distributors tend to only purchase products that they can reasonably expect to sell and keep their inventory level relatively low. During the Track Record Period, we did not experience any material product return from distributors or end customers.

### *Price Adjustment Compensation*

After our products are delivered to our distributors but before they are sold to end-customers, in the event that any retail price changes as a result of regulatory or policy changes or centralized tender processes, we may bear the upside potential as well as downside risk from any such retail price change for the relevant products. As advised by the CIC, it is customary practice in the pharmaceutical industry for market players to bear risks from retail price change as a result of regulatory or policy changes or centralized tender processes even after the products are delivered to distributors.

According to our agreements with distributors, price adjustment compensation is provided only for orders currently being executed and impacted. In such case, we would offset the sales revenue for relevant period by the compensation amount that we paid to relevant distributors. The amount of price adjustment compensation is determined based on the disparity in prices before and after the price reduction, and is accounted for as contract liability. In practice, price adjustment compensation is paid to distributors in the form of sales discount and offsets their payment in future purchases.

During the Track Record Period, following the price reduction of Yinuojia in 2023 subsequent to its inclusion in the national VBP scheme, we made price adjustment compensation of approximately RMB1.3 million to relevant distributors. The amount of price adjustment compensation is immaterial, accounting for 0.7% of Yinuojia's sales revenue in 2023, as we have implemented effective inventory management policy. Specifically, we require our employees to carefully track the procurement quantity of the regions covered by the national VBP scheme. We also closely communicate with distributors prior to the implementation of the VBP scheme, which helps us determine the quantity of products subject to price adjustment compensation. According to CIC, there are generally six months' time lag between the publishing of the VBP bidding result and the actual implementation of the national VBP scheme. This time lag gives us the opportunity to adjust our selling price and facilitate our customers in adjusting their inventory levels, so that the need for price adjustments are minimized. In 2023, it took us about six months to settle the price adjustment compensation of approximately RMB1.3 million to a total number of 15 distributors at the entity level in relation to the price reduction of Yinuojia subsequent to its inclusion in the national VBP scheme.

With respect to Guyoudao, we will be required to make price adjustment compensation to our distributors and hospital customers which directly purchase Guyoudao from us after the local healthcare security authorities implement price regulation regarding BMP bone repair materials. For details of the upcoming price regulation, see "— Our Competitive Strengths." Based on our experience in managing and settling price adjustment compensation during the Track Record Period and our effective inventory management policies, we expect the price adjustment compensation in association with the final price reduction of Guyoudao will be immaterial and can be settled in approximately six months.

With respect to Jifuwei, the 9th batch of national VBP scheme which covers Jifuwei is expected to be implemented in March 2024. As Jifuwei was not commercialized until 2023 and has a relatively low sales revenue, amounting to RMB8.6 million in 2023, we expect that the amount of price adjustment compensation for Jifuwei in 2024 will be immaterial.

#### *Anti-corruption and Anti-bribery Measures*

Distributors are generally subject to anti-corruption and anti-bribery obligations pursuant to the terms of our distribution agreements, under which distributors (i) are required to comply with relevant laws and regulations, including anti-corruption and anti-bribery laws and regulations; and (ii) are prohibited from making, proposing, promising or authorizing payment of money or anything of value to government officers or other personnel acting on behalf of government authorities or State-owned enterprises for the purpose of affecting their behaviors or decisions. For more details, please refer to the paragraphs headed "— Risk Management and Internal Control" in this section.

During the Track Record Period and up to the Latest Practicable Date, we did not provide financing to any of our distributors except for credit terms we granted to them under the relevant distribution agreements. There were no material product returns from our distributors during the Track Record Period. Please refer to the paragraphs headed "— Product Returns and Warranties" in this section for more details.



*Implication of and Compliance with the “Two-Invoice System”*

We are subject to the “Two-Invoice System” in China, which generally requires a manufacturer to issue only one invoice to its distributor followed by the distributor issuing a second invoice directly to the end customer hospital. Only one distributor is permitted to distribute drug products between the manufacturer and the hospital. Public medical institutions are required to adopt the “Two-Invoice System.” Private medical institutions are encouraged but not yet required to adopt the “Two-Invoice System.” We operate a single-layer distribution system in our domestic distribution network, where we engage distributors to sell our products to the hospitals. We do not voluntarily engage any sub-distributors, and we require our distributors not to engage any sub-distributors. During the Track Record Period, to the best knowledge of our Directors, distributors in our domestic distribution network engaged no sub-distributors for distribution of our products in China and we are in compliance with the “Two-Invoiced System” in all material respects. During the Track Record Period and up to the Latest Practicable Date, our Directors were not aware of any resale of our products by any distributor to any sub-distributor in China.

With respect to our commercialized products and product candidates that are expected to be launched in the future, in the event that such products were deemed to have implicated the “Two-Invoice System”, we would ensure that the products that we sell to distributors be directly resold to hospitals instead of any sub-distributors, by imposing contractual obligations upon our distributors under our distribution agreements to be entered into with such distributors. We adopt internal control measures and conduct periodic monitoring of the distributing activities of our distributors in order to secure their compliance with the requirements of the “Two-Invoice System.” In addition, we have adopted a series of internal control measures to monitor the implementation of the “Two-Invoice System” in different provinces to ensure our continuous compliance with the related rules, regulations and policies. Such measures include but not limited to (i) providing trainings to our management and sales and marketing team to enhance their understanding of the “Two-invoice System” and related rules and regulations; (ii) requiring our sales and marketing team to timely adjust the distribution strategy according to the latest implementation status of the “Two-invoice System”; and (iii) communicating with distributors and end customers to ensure that our products are not resold by distributors without authorization.

As advised by our PRC Legal Adviser, compliance with the “Two-Invoice System” is a prerequisite for pharmaceutical companies to participate in the tender and procurement processes of public hospitals, and manufacturers and distributors that fail to implement the “Two-Invoice System” may lose their qualifications to participate in the tender and procurement process and may also be blacklisted from engaging in sales to public hospitals. In the event that our distributors in the domestic distribution network are found to have engaged sub-distributors for distribution of our products in China, we may lose our qualifications to participate in the tender and procurement process and may be blacklisted from engaging in sales to public hospitals, and our operations, revenue and profitability could be adversely affected. Our Directors confirmed that during the Track Record Period and up to the Latest Practicable Date, we (i) had not been deemed to have violated or circumvented any law, regulations, rules or policies in relation to the

“Two-Invoice System”, (ii) had not been disqualified from participating in public tendering processes in any province, (iii) were not subject to any administrative fines or penalties by the competent authorities in relation to the “Two-Invoice System”, and (iv) had not received any warning or notice from any competent authorities in relation to the compliance of the “Two-Invoice System”.

### **Direct Sales in Domestic Market**

Besides distributorship model, we also sell our drug-device combination product directly to hospitals in China. We enter into standardized annual direct sales agreements with these direct sales customers while individual sales contracts are separately entered into for each purchase. Pursuant to such annual direct sales agreements, we are responsible for the delivery of our products to our direct sales customers. Generally, we do not allow product returns or exchanges except for defective products, which is subject to approval by our designated personnel. Our direct sales customers are required to regularly confirm the inventory level with us to avoid the products exceeding the expiration date.

### **Sales to International Markets**

During the Track Record Period, our products, primarily consisting of APIs and also a small quantity of drug products, were sold to over 20 countries in Asia, Europe, Africa and South America. During the Track Record Period, we directly sold APIs to overseas pharmaceutical companies, and sold our drug products to distributors in the overseas distribution network, who are responsible for on-selling and delivering our products to overseas hospitals and other medical institutions. For the years ended December 31, 2021, 2022, 2023 and the six months ended June 30, 2024, revenues derived from our sales of products to international markets were RMB136.6 million, RMB51.8 million, RMB41.9 million and RMB30.5 million, respectively, accounting for 10.4%, 4.6%, 3.3% and 4.3% of our total revenue for the same periods, respectively.

### **Logistics Arrangement**

We generally use third-party logistics service providers to transport our products to our distributors and other direct customers. We have entered into logistics service agreements with these providers, which generally have a term of two years. We set strict standards for the transportation of our products that these third-party logistics service providers are required to follow, including imposing requirements on the cold chain conditions and moisture monitor and control for delivery of temperature-controlled products, and we evaluate the third-party logistics service providers periodically on their compliance and performance to ensure smooth delivery of products to customers. Third-party logistics service providers are responsible for any loss caused by their negligence during the course of their logistics services, including transfer, loading, unloading, transportation and delivery to our customers.

## **Sales, Marketing and Distribution Initiatives**

To increase the commercial potential of our products and to develop new growth driver through commercializing our product candidates, we expect to implement the following sales, marketing and distribution initiatives:

- *Strengthen the marketing efforts of our products.* Take Guyoudao as an example, we will expand our sales and marketing team to cover the northeast and the northwest regions of China as well as Sichuan and Henan, where Guyoudao's market penetration was relatively low during the Track Record Period. Also, during the Track Record Period, our sales of Guyoudao were predominantly to hospitals in major cities. As the healthcare community becomes increasingly familiar with rhBMP-2 bone repair materials, we plan to increase our marketing efforts to introduce Guyoudao to hospitals in lower-tier cities and counties, which we believe harbor market potential. Please refer to the paragraphs headed "— Our Business Model" for more details. During the expansion process, we may engage third-party promoters based on their qualifications, reputation, experience and service capabilities to supplement the capabilities of our sales and marketing team. We expect no material difference on the terms of our agreement with such new promoters and our existing promoters.
- *Maintain an effective distribution network in line with the expansion plan for our products.* Take Guyoudao as an example, in relation to our expected expansion into northeast and northwest regions of China and to hospitals in lower-tier cities and counties, we expect to have approximately 100 to 120 entity-level distributors assist in such expansion plan. We will select such distributors based on a number of factors, including their geographical coverage, network capabilities, specialization channels and sector experience. We expect no material difference on the terms of our agreement with such new distributors and our existing distributors.
- *Expand our sales and marketing team for the upcoming commercialization of relevant product candidates.* We plan to expand our sales and marketing team to carry out the commercialization, promotion and marketing of near-commercialized product candidate, such as JY29-2 (Jiyoutai) and JY06 (Jixinfen). For example, we plan to recruit teams of approximately 200 and 20 individuals for the sales and marketing of JY29-2 (Jiyoutai) and JY06 (Jixinfen), respectively. The criteria for recruitment include junior college or undergraduate degree in fields such as biology, medicine, pharmacy, and clinical medicine with a minimum of one year of sales experience for relevant pharmaceutical products. Please refer to the section headed "Future Plans and Use of Proceeds" for more details.

## **PRICING**

The regulatory regimes that are relevant to our business and results of operations mainly include the centralized tender process and the VBP, both governing the purchase of drugs and medical devices by public hospitals and public medical institutions, as well as the NRDL, which covers drug coverage and reimbursement by government-sponsored medical insurance programs.

We are dedicated to closely monitoring new policies affecting the pricing of pharmaceuticals and medical devices in China and formulating strategies to stay competitive and profitable.

### **Centralized Tender Process**

We participate in the centralized tender process, a mechanism that involves a comprehensive evaluation of pharmaceutical products based on selection criteria such as product type, quality, production costs, and the prices of substitute pharmaceutical products. The approval procedures are stringent and require careful adherence to the set guidelines. As a company, we strive to meet these criteria to ensure our products are included in the process. The impact of this process on our company is significant as it determines the maximum retail prices at which we can sell our products to patients through hospitals and pharmacies. This indirectly limits the wholesale prices at which we can sell the relevant products to our distributors.

### **National Reimbursement Drug List**

During the Track Record Period, all of our marketed drug products were included in the NRDL. Please refer to the paragraphs headed “— Our Products — Our Marketed Products” in this section for more details. To achieve this, our products undergo evaluation and approval procedure based on the NRDL’s selection criteria. Being part of the NRDL has substantial implications for our company as it determines the medical insurance reimbursement standards for our products. However, this may also lead to a decrease in the price of our products in certain provinces due to the transparent, multi-party negotiation mechanism for pricing.

Since there is no national-level reimbursement list for medical devices, the reimbursement policies for medical devices vary across different regions. As of the Latest Practicable Date, our drug combination product were included in the medical device reimbursement list of ten provinces and municipalities, namely Shanghai, Jilin, Anhui, Guangdong, Jiangxi, Hebei, Hainan, Hubei, Gansu and Chongqing (the “**Ten Provinces**”).

During the Track Record Period, our sales of Guyoudao experienced rapid increase in the Ten Provinces. With respect to end-customers, the number of Class II and Class III public hospitals in the Ten Provinces which purchased Guyoudao increased from 260 in 2021 to 320 in 2022, further increased to 411 in 2023 and amounted to 364 for the six months ended June 30, 2024, and the sales volume increased from 1,147 units in 2021 to 1,534 units in 2022, further increased to 2,492 in 2023 and amounted to 1,516 for the six months ended June 30, 2024. The number of Class I hospitals, unclassified hospitals and

private hospitals in the Ten Provinces which purchased Guyoudao increased from 27 in 2021 to 28 in 2022, further increased to 39 in 2023 and amounted to 32 for the six months ended June 30, 2024, and the sales volume increased from 42 units in 2021 to 55 units in 2022, and further increased to 85 in 2023 and amounted to 62 for the six months ended June 30, 2024. The average selling price of Guyoudao in the Ten Provinces remained relatively stable during the Track Record Period in the Ten Provinces and did not substantially differ from the average selling price nationwide during the Track Record Period, as Guyoudao's inclusion in the medical device reimbursement list did not involve price negotiation.

### **VBP Schemes**

The VBP policy aims to achieve a lower price of pharmaceuticals and medical devices center on medical products with mature, high-volume clinical usage and sufficient market competition through a competitive bidding process for large-volume procurement.

#### ***National and Provincial VBP Schemes***

VBP scheme has rolled out at both national and provincial levels. The national VBP scheme is implemented by the National Healthcare Security Administration (the "NHSA"). The Provincial VBP schemes are primarily carried out by various alliances formed by provinces and cities. Below is a comparison of the national VBP scheme and the provincial VBP schemes:

#### ***Focuses of National and Provincial VBP Schemes***

According to CIC, as the guiding principle, the national and provincial VBP schemes complement each other in the selection of products for centralized VBP, and the inclusion in the national VBP scheme in practice takes precedence over provincial VBP schemes, promoting a unified approach across different administrative levels. According to "the Notice of Strengthening Regional Coordination to Improve the Quality and Coverage of the Centralized Procurement in 2024" issued by the NHSA in May 2024 (the "**2024 Notice**"), the national VBP scheme primarily targets pharmaceuticals that have passed quality and efficacy consistency evaluations, and high-value medical consumables that are overpriced and have strong public feedback. For pharmaceuticals, the national VBP scheme primarily includes chemical drugs that have met the consistency evaluation criteria, requiring at least four generic drugs to have passed these evaluations alongside an original drug. Consequently, chemical drugs with limited generic versions are less likely to be included. Notably, biological drugs are excluded from the national scheme as they do not undergo consistency evaluations. For medical devices, the principle that guides the formulation of VBP schemes is "One Product One Policy (一品一策)," which means that the scheme will be tailor-made to specific medical devices it covers.

Provincial VBP schemes serve as a complement to the national framework, and can vary significantly across different regions. According to the 2024 Notice, for pharmaceuticals, the provincial schemes primarily target chemical drugs that have not passed consistency evaluations, and traditional Chinese medicine. Though biological drugs have been included in provincial VBP schemes from time to time, they are not a primary focus of such schemes, according to CIC. For medical devices, provincial VBP schemes will concentrate on biological in vitro diagnostic reagents, ultrasonic scalpels, breast biopsy needles, vessel sealing devices, balloon catheters and vascular intervention devices in 2024. Because of the different policy focuses of the national VBP scheme and the provincial VBP schemes, a product's inclusion in the provincial VBP schemes does not necessarily indicate its inclusion in the national VBP scheme.

#### *Price and Volume Setting*

In terms of price setting and volume determination, both the national scheme and the provincial schemes employ a competitive bidding process to allocate the demand among winning bidders. As the alliances have the discrepancy to formulate their own provincial VBP schemes, the evaluation, selection and negotiation process of each scheme may differ from each other and from the national VBP scheme to a certain extent.

#### *Cycle Duration*

Provincial VBP schemes typically have a one- to two-year duration while the procurement cycle under national VBP schemes usually lasts for two to three years.

### **Comparison of VBP Scheme and the NRDL**

The table below sets forth the details of VBP schemes and the NRDL:

	<b>VBP Scheme</b>	<b>NRDL</b>
Mechanism	VBP schemes have rolled out at both national and provincial levels. The goal of VBP is to, through competitive bidding, significantly lower prices in exchange for a huge purchase amount, which is typically 60% to 70% of the overall annual purchasing amount of public hospitals within the geographical area of a particular scheme for the winning bidders.	The NRDL comprises Part A and Part B. Patients purchasing pharmaceuticals included in Part A of the NRDL are entitled to reimbursement of the entire amount of the purchase price, while patients purchasing pharmaceuticals included in Part B of the NRDL are required to pay a deductible amount and obtain reimbursement for the remainder of the purchase price.

## BUSINESS

	VBP Scheme	NRDL
Mechanism	In general, the manufacturers and importers of the drugs included in each VBP scheme are invited to bid to supply their products to public medical institutions. Manufacturers within the geographical area of the particular scheme can participate in the bidding, where they will submit their bidding price. The relevant healthcare security authorities will select the winning bids based on the submitted price from low to high.	Pharmaceuticals enter into the NRDL through a regular process or pricing negotiation process (typically with respect to innovative drugs) with the regulatory authorities. Pharmaceuticals included in the NRDL through the pricing negotiation process are subject to adjustments only upon expiration of their respective national medical insurance agreements, while pharmaceuticals included in the NRDL through regular process are subject to a dynamic adjustment of the NRDL, which is currently expected to occur once a year in principle and may result in the removal of certain pharmaceuticals from the NRDL.
Mechanism	Public hospitals must prioritize their purchase from the successful bidders during the procurement cycle. As a result, manufacturers who did not participate in the VBP or who did not win the bids will have to compete for a much smaller market share not reserved for winning bidders, or sell their products out of the public hospital network.	All of our marketed drug products entered the NRDL through the regular process.
Time frame	A typical VBP cycle lasts from one to three years. However, the exact duration may differ from scheme to scheme.	Pharmaceuticals included in the NRDL through regular process are subject to a dynamic adjustment of the NRDL, which is currently expected to occur once a year in principle.



## BUSINESS

	VBP Scheme	NRDL
Exclusivity condition	There is no limit on the number of manufacturers who can submit the bid, or on the number of the winning bids for the drug or medical device included in the VBP scheme. In practice, there will usually be less than ten winning bids for any drug or medical device.	There is no limit on the number of manufacturers who can supply the drugs included in the NRDL.
Impact on pricing	Most of the successful bidders in VBP will experience substantial price cut. Bidders who did not win or who chose not to participate in the VBP scheme will typically experience similar price cuts due to factors including reduced market share, intensified competition and regulatory requirements.	Innovative drugs generally need to undergo pricing negotiation process with the PRC government to be included in the NRDL, which typically result in price reductions. Pharmaceuticals included in the NRDL through regular process may also experience price reductions.
Impact on sales volume	The national VBP scheme for pharmaceuticals imposes certain limitations on the number of provinces each winning bidder are entitled to supply. Therefore, pharmaceutical manufacturers which have a smaller market share prior to winning the VBP bid will usually experience a bump in sales volume. For pharmaceutical manufacturers which have a large market share, however, their sales volume may decrease after winning the bid in national VBP scheme for pharmaceuticals, as they have to share a smaller market with the other winning bidders.	Inclusion in the NRDL will usually result in an increase in the sales volume of a drug.

### *National VBP Scheme for Pharmaceuticals*

The bidding processes of the national VBP scheme involve several steps. First, manufacturers who want to participate in the bidding shall submit their product information. Next, the procurement offices in charge will determine the aggregate demand of the hospitals (the “**Total Purchase Volume**”) and issue bidding invitations, and the manufacturers will submit their bids, including the volume they plan to supply and the price of their supply. Following the bidding, the procurement offices will determine the winning bidders, the products and regions the bidders will supply, and the aggregate volume the winning bidders will supply under the national VBP scheme (the “**Target Purchase Volume**”). Once the winning bids are determined, the results will be publicly announced. Finally, the winning bidders will sign purchase agreements with the hospitals to which they will sell their products under the national VBP scheme.

The procurement offices will select the bids from the lowest to the highest bidding price until the Target Purchase Volume is fulfilled. The winning bidders will sell their products at their bidding price. The Target Purchase Volume for the winning bidders in the first year of the procurement cycle is determined based on the following rules: if there is one winning bidder nationwide, the winning bidder will supply approximately 50% of the Total Purchase Volume for the corresponding year; if there are two winning bidders, they will share 60% of the Target Purchase Volume; if there are three winning bidders, they will share 70% of the Target Purchase Volume and if there are four or more winning bidders, they will share 80% of the Target Purchase Volume. In principal, the Target Purchase Volume in the following years during the VBP cycle should be no less than the Target Purchase Volume in the first year. The winning bidders will supply the products based on the volume and price they submitted at the bidding. The rest of the purchase volume will be left for all manufacturers, including those which did not participate in the national VBP scheme or which did not win the bids.

In addition, under the national VBP scheme for pharmaceuticals, each winning bidder is assigned a certain number of provinces (generally ranging from five to six provinces) where they will be permitted to sell their products under the VBP scheme. Typically, each winning bidder will supply all the Target Purchase Amount in its assigned provinces. The more winning bidders there are, the fewer provinces each winning bidder is assigned. Even if a winning bidder with a large market share previously sold its products across the country, it can only sell its products in the few provinces it was assigned under the national VBP scheme, resulting in a decrease of its market share. A winning bidder which previously had a small market share, however, may be able to gain a larger market share under the national VBP scheme of pharmaceuticals.

Under the VBP scheme, Yinuojia and Jifuwei are chosen to be supplied to the public hospitals in three and five provinces, respectively, during the specific VBP cycle. The procurement cycle for Yinuojia started from July 2023 and will last until June 2026. As the selling price decreased in the second half of 2023, the sales revenue of Yinuojia decreased by 18.4% from RMB235.4 million in 2022 to RMB192.0 million in 2023. We expect that the average selling price of Yinuojia in 2024 will experience a substantial decrease. In contrast, the sales volume of Jifuwei, which was minimal during the Track Record, is expected to experience a substantial increase during its VBP cycle.

The bidding process allows each winning bidder to set their own price based on their own production costs, market strategy, and competitive positioning. Additionally, each winning bidder can determine their own supply volume based on their production capacity and market strategy. The determination of different selling price and volume for different winning bidders based on their bids gives bidders of various scale an opportunity to give their most competitive offer and encourages competition. This approach also helps distribute supply evenly across different regions and hospitals, reducing reliance on a single supplier and ensuring a stable supply.

Whether the compound for a specific drug is included in the national VBP scheme is determined by the relevant government authorities, but the participation by pharmaceutical companies in the national VBP scheme is voluntary. Winning a bid in the national VBP scheme brings both benefits and challenges to a manufacturer. For bidders which have a smaller market share, winning a bid in the national VBP scheme can lead to a substantial increase in their sales volume. This boosts their market penetration, visibility and credibility. However, manufacturers generally experience substantial price cuts after winning a bid. Though the national VBP scheme guarantees each winning bidder a certain amount of purchase order, when there are numerous winning bidders, the guaranteed amount may be much less than what they previously had.

Manufacturers not participating in the national VBP scheme may experience certain restrictions with respect to clientele and product price. As the demand of public hospitals will be primarily, if not purely, fulfilled by winning bidders, the other manufacturers in general can only sell to private hospitals and clinics. In addition, for a product that is chosen by national VBP scheme, public reimbursement funds have to adhere to reimbursement price that does not exceed the highest bidding price of that particular product (or similar products) in the national VBP scheme. This can potentially lead non-participating manufacturers or losing bidders to lower their price.

#### *Our Marketed Drug Products Included in the National VBP Scheme*

When the compound of a drug we produce is selected by the national VBP scheme, we will make the decision whether to have our drug product participate in the national VBP scheme depending on our strategies in balancing price and sales volume based on the specific market conditions of each product. We have voluntarily participated in all available national VBP schemes for our marketed products, successfully winning the bid in every scheme. To ensure the continued sale of our products in public hospitals, we chose to participate in the national VBP scheme for Jiouting, Yinuojia, and Jifuwei, whose compounds were selected by the national VBP scheme. We won the bid for each product, which showcased our competitiveness. As of the Latest Practicable Date, no compound of our other marketed products or near commercialized product candidates was included in the national VBP scheme.

## Jiouting

In June 2021, Jiouting (5mL: 0.25mg) won in the bidding process under the fifth batch of national VBP scheme and is chosen to be supplied to the public hospitals in six provinces during the specific VBP cycle. Along with our Company, there are six winning bidders in this batch of the national VBP scheme for palonosetron hydrochloride injection (5mL: 0.25mg), including one publicly listed enterprise. All winning bidders are private companies, with market shares in 2021 ranging from less than 2.0% to 41.3% nationwide. These companies employ between 300 and 7,999 individuals. There has been a general decrease in selling prices across all winning bidders. The average selling price of palonosetron hydrochloride injection by the winning bidders ranged from RMB56.0 to RMB136.0 per vial before inclusion in the national VBP scheme. After the inclusion, the average selling price of the winning bidders ranged from RMB5.3 to RMB17.0 per vial. The percentage of price reduction ranged from 82.1% to 96.4%. The fifth batch of the national VBP scheme spans from October 2021 to October 2024, with a duration of one to three years. The cycle length is determined by the number of winning bids: one year if there are one or two winning bids, two years if there are three winning bids, and three years if there are four or more winning bids.

In July 2022, Jiouting (1.5mL: 0.075mg) won in the bidding process under the seventh batch of national VBP scheme and is chosen to be supplied to the public hospitals in five provinces during the specific VBP cycle. Along with our Company, there are six winning bidders in this batch of the national VBP scheme for palonosetron hydrochloride injection (1.5mL: 0.075mg). All winning bidders are private companies, with market shares in 2022 ranging from less than 2.0% to 46.5% nationwide. These companies employ between 50 and 2,999 individuals. Following the implementation of the national VBP scheme, there has been a general decrease in selling prices across all winning bidders. The average selling price of palonosetron hydrochloride injection (1.5mL: 0.075mg) by the winning bidders ranged from RMB24.0 to RMB110.0 per vial before inclusion in the national VBP scheme. After the inclusion, the average selling price of the winning bidders ranged from RMB2.4 to RMB11.4 per vial. The percentage of price reduction ranged from 89.5% to 93.6%. The duration of the seventh batch of the national VBP scheme is from November 2022 to November 2025, with a duration of one to three years. The determination of cycle length is similar to the fifth batch of national VBP scheme.

Before winning the bids, the sales revenue of Jiouting ranked 3rd nationally in 2021 with a market share of 15.0% of the palonosetron drug market in China, according to CIC. Under the VBP scheme, Jiouting had a smaller market as it experienced substantial decreases in selling price and sales volume during the Track Record Period. Specifically, the average selling price of Jiouting decreased from RMB25.9 thousand per unit in 2021 to RMB11.9 thousand per unit in 2022, to RMB3.4 thousand per unit in 2023 and further to RMB2.9 thousand per unit in the six months ended June 30, 2024; the sales volume of Jiouting decreased from 9.5 thousand units in 2021 to 5.7 thousand units in 2022, and further to 4.8 thousand units in 2023 and amounted to 2.8 thousand units in the six months ended June 30, 2024. According to CIC, the drop in Jiouting's sales volume is in line with the market norm.

### Yinuojia

In March 2023, Yinuojia won in the bidding process under the eighth batch of national VBP scheme. Along with our Company, there are nine winning bidders in this batch of the national VBP scheme for enoxaparin sodium injection, including four publicly listed enterprises. Most winning bidders are private companies, with market shares in 2023 ranging from less than 1.0% to 15.9% nationwide. Most of these companies employ between 50 and 2,999 individuals. There has been a general decrease in selling prices across all winning bidders. The average selling price of enoxaparin sodium injection by the winning bidders ranged from RMB32.1 to RMB49.6 per vial before inclusion in the national VBP scheme. After the inclusion, the average selling price of the winning bidders ranged from RMB12.4 to RMB18.3 per vial. The percentage of price reduction ranged from 50.6% to 73.0%. Against this backdrop, we expect that the sales volume and the average selling price of Yinuojia in 2024 will both experience a substantial decrease.

### Jifuwei

In November 2023, Jifuwei won in the bidding process under the ninth batch of national VBP scheme. The duration of the eighth and ninth batches of the national VBP scheme is from the implementation of the selection results until December 31, 2027.

### *National VBP Scheme for Medical Devices*

The national VBP scheme for medical devices work on similar principals as those for pharmaceuticals. Winning bidders will supply the products based on the volume and price they submitted at the bidding. A notable difference is that, the national VBP scheme for medical devices do not have similar restrictions with respect to the number of provinces to which a winning bidder can sell. A winning bidder can sell its products in all the provinces at its bidding price if it won the bid. Therefore, large medical device manufacturers which enjoy economy of scale and have higher buffer for price reduction are at a better position to retain or gain market share under national VBP scheme as compared to smaller manufacturers.

Guyoudao had not been included in the national VBP scheme up to the Latest Practicable Date. The national VBP scheme for medical devices primarily focuses on products with mature, high-volume clinical usage and sufficient market competition, and the level of competition in China's rhBMP-2 product market was relatively low as of the Latest Practicable Date, according to CIC. Therefore, CIC is of the view that the likelihood for Guyoudao to be included in national VBP scheme in the near future is low. In the case that Guyoudao is included in the national VBP scheme in the future, its sales revenue, pricing levels and profit margins may be adversely affected.

### *Our Business Strategies under the National VBP Scheme*

We have devised our business strategies taking into consideration of the national VBP scheme for pharmaceuticals and medical devices. We have focused on high-growth therapeutic areas with significant unmet clinical demand. Within these therapeutic areas, we believe we have developed a competitive advantage with our product candidates and will generally be able to command a higher margin.

Moreover, we plan to further strengthen our research and development of innovative and first follow-on drugs. The national VBP scheme focuses on medical products with mature, high-volume clinical usage and sufficient market competition. Innovative and first follow-on drugs are less likely to be included in the national VBP scheme according to CIC, thus are subject to less downward pricing pressure compared to other products. In addition, no biological innovative drugs or biosimilars has been included in the national VBP schemes as of the latest Practicable Date, according to CIC, mainly due to their complex and different structures and the complicated manufacturing process.

Jilifen, Jijufen, Jipailin, Jitansu had not been included in the national VBP scheme up to the Latest Practicable Date. According to CIC, the likelihood that Jilifen and Jijufen to be included in the national VBP scheme in the near future is low, as biological drugs are not the focus of the national VBP scheme.

Jipailin and Jitansu are chemical drugs. With a brand name drug and over four generic versions, the compounds of both Jipailin and Jitansu are eligible to be included in the national VBP scheme. Nevertheless, the sales revenue of Jipailin accounted for only 2.2% of our total revenue in 2023, and Jitansu was just launched to the market in 2024 and did not generate any substantial revenue. Even if Jipailin and Jitansu are included in the national VBP scheme in the future, it will not have any material adverse impact on our overall business or financial performance.

In addition, other than JY49, all of our major drug candidates as of the Latest Practicable Date are biological drugs, and two of them are expected to be Category I innovative drug. According to CIC, other than JY49, the likelihood that any of these major drug candidates is included in the national VBP scheme in the near future is low.

Therefore, our Directors are of the view that, provided that the national VBP scheme continues to focus on chemical drugs that have passed quality and efficacy consistency evaluations, the potential expansion of the national VBP Scheme will not have any material adverse impact on the Company.

We believe that our pricing strategy is in line with China's policy to encourage innovative and first follow-on products, enables us to allocate our resources more efficiently and better cope with regulatory impact on our operational and financial performance. Moreover, we will expand our market reach by exploring opportunities beyond the public hospital network and continue to pursue international markets to increase our overseas sales. This strategic expansion will enable us to diversify our revenue streams and enhance our global presence, ultimately driving growth and increasing market share.

#### ***Provincial VBP Schemes for Pharmaceuticals and Medical Devices***

During the Track Record Period, Jilifen, Jijufen and Jipailin were included in certain provincial VBP schemes. Because those provincial schemes have limited geographical coverage, the impact of such provincial VBP schemes on our overall business and financial performance is limited during the Track Record Period and up to the Latest Practicable Date.

## BUSINESS

During the Track Record Period, Guyoudao was not included in any provincial VBP schemes. According to CIC, the likelihood that Guyoudao is included in any provincial VBP schemes in the near future is low.

### *Our Marketed Drug Products Included in Provincial VBP Schemes*

During the Track Record Period, Jilifen, Jijufen and Jipailin were included in the provincial VBP schemes.

#### Jijufen

During the Track Record Period, there were four provincial VBP schemes that included the compound of Jijufen. Jijufen won the bid in the following two schemes:

Provincial VBP Scheme	Provinces or Cities Covered	VBP Cycle Start Time	Cycle Duration	VBP Cycle End Time
Scheme A	Shanxi, Guangdong, Henan, Qinghai, Xinjiang	From December 2022 to July 2023	From one to two years	From 2023 December to July 2025
Scheme B	Tianjin, Guangxi, Chongqing, Yunnan, Sichuan, Inner Mongolia	From March 2024 to July 2024	One year	From March 2025 to July 2025

*Note:*

Jijufen did not win the bid in the other two provincial VBP schemes: Scheme C which covers Anhui Province from July 2023 to July 2024 and Scheme D which covers Hebei Province from November 2023 to November 2025.

#### Jilifen

During the Track Record Period, there were two provincial VBP schemes that included the compound of Jilifen. Jilifen won the bid in the following scheme:

	Provinces or Cities Covered	VBP Cycle Start Time	Cycle Duration	VBP Cycle End Time
Scheme C	Anhui	July 2023	One year	July 2024

*Note:*

Jilifen did not win the bid in the other provincial VBP scheme: Scheme A which covers Shanxi, Guangdong, Henan, Qinghai, Xinjiang, the start date of which ranged from March 2024 to July 2024 and the end date ranged from March 2025 to July 2025.



### Jipailin

During the Track Record Period, there were four provincial VBP schemes that included the compound of Jipailin. Jipailin won the bid in the following scheme:

	Provinces or Cities Covered	VBP Cycle Start Time	Cycle Duration	VBP Cycle End Time
Scheme A	Shanxi, Guangdong, Henan	From December 2022 to April 2023	Two years	From December 2024 to April 2025

*Note:*

Jipailin did not win the bid in the other three provincial VBP schemes: Scheme D which covers Shandong Province from July 2022 to July 2024, Scheme C which covers Anhui Province from June 2022 to June 2023, and Scheme E which covers Zhejiang Province from May 2022 to May 2023.

Because the provincial schemes listed above have limited geographical coverage, they had limited impact on our overall business and financial performance during the Track Record Period and up to the Latest Practicable Date. However, there is no assurance that the compounds of Jilifen, Jijufen and Jipailin will not be included in other provincial VBP schemes going forward. If the said compounds are included in other provincial VBP schemes, and if Jilifen, Jijufen and Jipailin lose in, or have reduced market coverage under such schemes, it may adversely affect our operations, revenue and profitability. Nevertheless, we believe, and nothing has come to the Sole Sponsor's attention to cast doubt on such view, that such impact will be limited because (i) the aggregate revenue of Jilifen, Jijufen and Jipailin accounted for less than 20.0% of our total revenue in 2023, and (ii) the likelihood that provincial VBP schemes will include our major product candidates as of the Latest Practicable Date (other than JY49) in the near future is low, according to CIC.

### ***Our Pricing Strategy***

Our pricing strategy takes into consideration of all of the above-mentioned mechanisms. We strive to meet the criteria in each process, but we also must navigate the potential downward pressure on our pricing. For further details of risks associated with pricing regulation. Please refer to the paragraphs headed "Risk Factors — Risks Relating to Our Business and Industry — Pricing regulations or other policies such as volume-based procurement (the "VBP") that are intended to reduce healthcare costs could subject us to pricing and volume pressures and adversely affect our operations, revenue and profitability."

## OUR CUSTOMERS AND SUPPLIERS

### Our Customers

Our customers primarily consist of our distributors and hospitals which directly purchase medical products from us. Our five largest customers for each year/period during the Track Record Period primarily included our distributors. The aggregate sales to our five largest customers, calculated on the group level with entities controlled by the same group combined together, for 2021, 2022, 2023 and the six months ended June 30, 2024 were RMB725.9 million, RMB539.4 million, RMB571.6 million and RMB328.6 million, respectively, representing 55.5%, 47.9%, 44.4% and 46.8% of our revenue for the respective period. Sales to our largest customer for 2021, 2022, 2023 and the six months ended June 30, 2024 were RMB330.9 million, RMB263.1 million, RMB281.5 million and RMB151.8 million, respectively, representing 25.3%, 23.4%, 21.9% and 21.6% of our revenue for the respective period. We generally grant credit terms of 30 to 90 days, with longer terms granted to our distributors/customers of drug-device combination product. Our distributors generally settle with us by wire transfer and bank acceptance bill. Save for Huadong Medicine (on the group level), all of our five largest customers for each year/period during the Track Record Period are Independent Third Parties. Save for Huadong Medicine (on the group level), none of our Directors, their respective associates or any Shareholder who, to the knowledge of our Directors, owned more than 5% of our issued share capital as of the Latest Practicable Date, has any interest in any of our five largest customers for each year/period during the Track Record Period.

The following table sets forth certain information of our five largest customers for each year/period during the Track Record Period. Except for JSC Farmak, an overseas pharmaceutical company with whom we made direct sales of medical products during the Track Record Period, all of our five largest customers for each year/period during the Track Record Period were distributors in our domestic distribution network.

Five largest customers for the six months ended June 30, 2024	Customer Background	Product/ service sold	Business relationship since	Sales amount (RMB'000)	Percentage of total sales
Customer Group A	A global pharmaceutical group incorporated in the PRC in 1987, headquartered in Beijing and listed on the Shanghai Stock Exchange, focusing on development, production, wholesale and retail of drugs	Medical products	2010	151,760	21.6%

## BUSINESS

Five largest customers for the six months ended June 30, 2024	Customer Background	Product/ service sold	Business relationship since	Sales amount (RMB'000)	Percentage of total sales
Huadong Medicine and its subsidiaries	A global pharmaceutical group headquartered in Hangzhou and listed on the Shenzhen Stock Exchange, focusing on development, production, wholesale and retail of drugs	Medical products, R&D services	2011	81,186	11.6%
Customer Group B	A global pharmaceutical group incorporated in the PRC in 1994, headquartered in Shanghai and dual-listed in Shanghai Stock Exchange and Hong Kong Stock Exchange, focusing on development, production, wholesale and retail of drugs	Medical products	2011	39,958	5.7%
Customer Group C	A global pharmaceutical group incorporated in Hong Kong in 2007 and listed on the Hong Kong Stock Exchange, focusing on development, production, wholesale and retail of drugs	Medical products	2012	31,089	4.4%
JSC Farmak	A global pharmaceutical company headquartered in Ukraine, focusing on development, production, wholesale and retail of drugs	Medical products	2009	24,617	3.5%
				328,610	46.8%

## BUSINESS

Five largest customers for 2023	Customer background	Products/ services sold	Business relationship since	Sales amount (RMB'000)	Percentage of total sales
Customer Group A	A global pharmaceutical group incorporated in the PRC in 1987, headquartered in Beijing and listed on the Shanghai Stock Exchange, focusing on development, production, wholesale and retail of drugs	Medical products	2010	281,521	21.9%
Huadong Medicine and its subsidiaries	A global pharmaceutical group headquartered in Hangzhou and listed on the Shenzhen Stock Exchange, focusing on development, production, wholesale and retail of drugs	Medical products, R&D services	2011	131,218	10.2%
Customer Group B	A global pharmaceutical group incorporated in the PRC in 1994, headquartered in Shanghai and dual-listed in Shanghai Stock Exchange and Hong Kong Stock Exchange, focusing on development, production, wholesale and retail of drugs	Medical products	2011	66,488	5.2%

## BUSINESS

Five largest customers for 2023	Customer background	Products/ services sold	Business relationship since	Sales amount (RMB'000)	Percentage of total sales
Customer Group C	A global pharmaceutical group incorporated in Hong Kong in 2007 and listed on the Hong Kong Stock Exchange, focusing on development, production, wholesale and retail of drugs	Medical products	2012	59,411	4.6%
JSC Farmak	A global pharmaceutical company headquartered in Ukraine, focusing on development, production, wholesale and retail of drugs	Medical products	2009	32,930	2.6%
				571,568	44.4%

Five largest customers for 2022	Customer background	Products/ services sold	Business relationship since	Sales amount (RMB'000)	Percentage of total sales
Customer Group A	A global pharmaceutical group incorporated in the PRC in 1987, headquartered in Beijing and listed on the Shanghai Stock Exchange, focusing on development, production, wholesale and retail of drugs	Medical products	2010	263,053	23.4%
Huadong Medicine and its subsidiaries	A global pharmaceutical group headquartered in Hangzhou and listed on the Shenzhen Stock Exchange, focusing on development, production, wholesale and retail of drugs	Medical products, R&D services	2011	91,154	8.1%

## BUSINESS

Five largest customers for 2022	Customer background	Products/ services sold	Business relationship since	Sales amount (RMB'000)	Percentage of total sales
Customer Group C	A global pharmaceutical group incorporated in Hong Kong in 2007 and listed on the Hong Kong Stock Exchange, focusing on development, production, wholesale and retail of drugs	Medical products	2012	74,897	6.7%
Customer Group B	A global pharmaceutical group incorporated in the PRC in 1994, headquartered in Shanghai and dual-listed in Shanghai Stock Exchange and Hong Kong Stock Exchange, focusing on development, production, wholesale and retail of drugs	Medical products	2011	63,029	5.6%
JSC Farmak	A global pharmaceutical company headquartered in Ukraine, focusing on development, production, wholesale and retail of drugs	Medical products	2009	47,267	4.2%
				539,400	47.9%

## BUSINESS

Five largest customers for 2021	Customer background	Products/ services sold	Business relationship since	Sales amount (RMB'000)	Percentage of total sales
Customer Group A	A global pharmaceutical group incorporated in the PRC in 1987, headquartered in Beijing and listed on the Shanghai Stock Exchange, focusing on development, production, wholesale and retail of drugs	Medical products	2010	330,885	25.3%
JSC Farmak	A global pharmaceutical company headquartered in Ukraine, focusing on development, production, wholesale and retail of drugs	Medical products	2009	122,481	9.4%
Customer Group C	A global pharmaceutical group incorporated in Hong Kong in 2007 and listed on the Hong Kong Stock Exchange, focusing on development, production, wholesale and retail of drugs	Medical products	2012	107,191	8.2%
Huadong Medicine and its subsidiaries	A global pharmaceutical group headquartered in Hangzhou and listed on the Shenzhen Stock Exchange, focusing on development, production, wholesale and retail of drugs	Medical products, R&D services	2011	96,971	7.4%



## BUSINESS

Five largest customers for 2021	Customer background	Products/ services sold	Business relationship since	Sales amount (RMB'000)	Percentage of total sales
Customer Group B	A global pharmaceutical group incorporated in the PRC in 1994, headquartered in Shanghai and dual-listed in Shanghai Stock Exchange and Hong Kong Stock Exchange, focusing on development, production, wholesale and retail of drugs	Medical products	2011	68,403	5.2%
				<b>725,931</b>	<b>55.5%</b>

### Our Suppliers

Our suppliers primarily include suppliers of the raw materials and equipment to support the manufacturing of our pharmaceutical and medical device products. Purchases from our five largest suppliers, calculated on the group level with entities controlled by the same group combined together, for each of the years ended December 31, 2021, 2022, 2023 and the six months ended June 30, 2024 were RMB217.1 million, RMB139.1 million, RMB139.2 million and RMB60.2 million, respectively, representing 54.5%, 56.4%, 60.6% and 59.7% of our total purchase cost for the respective period. Purchases from our largest supplier for each of the years ended December 31, 2021, 2022, 2023 and the six months ended June 30, 2024 were RMB161.5 million, RMB95.0 million, RMB55.0 million and RMB27.0 million, respectively, representing 40.6%, 38.5%, 24.0% and 26.8% of our purchase cost for the respective period. We do not have substantial reliance on any single supplier. We believe that we have long and stable relationships with our existing major suppliers. According to CIC, it is common for pharmaceutical companies in China to have high supplier concentrations. Please refer to the paragraphs headed “Risk Factors — Risks Relating to our Business and Industry — We had a limited number of suppliers during the Track Record Period and the loss of one or more of our key suppliers could disrupt our operations.”

Save for Huadong Medicine, all of our five largest suppliers for each year/period during the Track Record Period are Independent Third Parties. Save for Huadong Medicine, none of our Directors, their respective associates or any Shareholder who, to the knowledge of our Directors, owned more than 5% of our issued share capital as of the Latest Practicable Date, has any interest in any of our five largest suppliers for each year/period during the Track Record Period.

## BUSINESS

We do not specify credit terms in contracts with our suppliers. Payments are made typically according to the contract terms on payment schedule. The following table sets forth certain information of our five largest suppliers for each period during the Track Record Period:

Five largest suppliers for the six months ended June 30, 2024	Supplier Background	Product/ service purchased	Business relationship since	Purchase amount (RMB'000)	Percentage of total purchases
Supplier A	A global pharmaceutical company incorporated in the PRC in 1998, headquartered in Yantai and listed on the Shenzhen Stock Exchange, focusing on R&D, production, and sales of drugs	Raw material (heparin sodium)	2009	27,031	26.8%
Shandong Weigao Group Medical Polymer Co., Ltd. (山東威高集團醫用高分子製品股份有限公司) and its subsidiaries	A leading solution provider and manufacturer of pharmaceutical raw materials headquartered in Weihai	Raw material (prefilled syringes)	2009	14,301	14.2%
Nanjing King-Friend Biochemical Pharmaceutical Co., Ltd. (南京健友生化製藥股份有限公司)	A global pharmaceutical company headquartered in Nanjing and listed on the Shanghai Stock Exchange, focusing on R&D, production, and sales of drugs	Raw material (heparin sodium)	2008	11,307	11.2%
Hangzhou Heta Pharm & Chem Co., Ltd. (杭州海達醫藥化工有限公司)	A leading pharmaceutical company headquartered in Hangzhou, providing wholesale and retail of APIs and intermediates	Raw material (fulvestrant)	2022	4,253	4.2%
Huadong Medicine and/or its subsidiary(ies)	A global pharmaceutical group headquartered in Hangzhou and listed on the Shenzhen Stock Exchange, focusing on development, production, wholesale and retail of drugs	Raw materials, manufacturing equipment	2011	3,320	3.3%
				60,212	59.7%

## BUSINESS

Five largest suppliers for 2023	Supplier background	Products/ services purchased	Business relationship since	Purchase amount (RMB'000)	Percentage of total purchases
Nanjing King-Friend Biochemical Pharmaceutical Co., Ltd. (南京健友生化製藥股份有限公司)	A global pharmaceutical company headquartered in Nanjing and listed on the Shanghai Stock Exchange, focusing on R&D, production, and sales of drugs	Raw material (heparin sodium)	2008	55,005	24.0%
Supplier A	A global pharmaceutical company incorporated in the PRC in 1998, headquartered in Yantai and listed on the Shenzhen Stock Exchange, focusing on R&D, production, and sales of drugs	Raw material (heparin sodium)	2009	51,109	22.3%
Shandong Weigao Group Medical Polymer Co., Ltd. (山東威高集團醫用高分子製品股份有限公司) and its subsidiaries	A leading solution provider and manufacturer of pharmaceutical raw materials headquartered in Weihai	Raw material (prefilled syringes)	2009	21,176	9.2%
Huadong Medicine and/or its subsidiary(ies)	A global pharmaceutical group headquartered in Hangzhou and listed on the Shenzhen Stock Exchange, focusing on development, production, wholesale and retail of drugs	Raw materials, manufacturing equipment	2011	7,535	3.3%
Hangzhou Heta Pharm & Chem Co., Ltd. (杭州海達醫藥化工有限公司)	A leading pharmaceutical company headquartered in Hangzhou, providing wholesale and retail of APIs and intermediates	Raw material (fulvestrant)	2022	4,351	1.9%
				139,176	60.6%

## BUSINESS

Five largest suppliers for 2022	Supplier background	Products purchased	Business relationship since	Purchase amount (RMB'000)	Percentage of total purchases
Nanjing King-Friend Biochemical Pharmaceutical Co., Ltd. (南京健友生化製藥股份有限公司)	A global pharmaceutical company headquartered in Nanjing and listed on the Shanghai Stock Exchange, focusing on R&D, production, and sales of drugs	Raw material (heparin sodium)	2008	95,019	38.5%
Shandong Weigao Group Medical Polymer Co., Ltd. (山東威高集團醫用高分子製品股份有限公司) and its subsidiaries	A leading solution provider and manufacturer of pharmaceutical raw materials headquartered in Weihai	Raw material (prefilled syringes)	2009	20,122	8.2%
Guoxin Pharmaceutical Technology (Beijing) Co., Ltd. (國信醫藥科技(北京)有限公司)	A leading CRO headquartered in Beijing, providing one-stop customized R&D and commissioned production services for innovative drugs to global pharmaceutical and biotechnology companies	CRO service	2020	13,000	5.3%
Chemical Reagent and Equipment Branch of Huadong Medicine	A wholesale company of medical products headquartered in Hangzhou	Raw material (mainly R&D consumables), manufacturing equipment	2010	6,739	2.7%
Supplier A	A global pharmaceutical company incorporated in the PRC in 1998, headquartered in Yantai and listed on the Shenzhen Stock Exchange, focusing on R&D, production and sales of pharmaceutical products	Raw material (heparin sodium)	2009	4,204	1.7%
				139,084	56.4%

## BUSINESS

Five largest suppliers for 2021	Supplier background	Products purchased	Business relationship since	Purchase amount (RMB'000)	Percentage of total purchases
Nanjing King-Friend Biochemical Pharmaceutical Co., Ltd. (南京健友生化製藥股份有限公司)	A global pharmaceutical company headquartered in Nanjing and listed on the Shanghai Stock Exchange, focusing on R&D, production, and sales of drugs	Raw material (heparin sodium)	2008	161,541	40.6%
Syntegon Technology GmbH (formerly known as Robert Bosch Packaging Technology Co., Ltd. (羅伯特博世包裝技術有限公司))	A pharmaceutical complete packaging solution provider	Raw material (prefilled syringes)	2018	19,346	4.9%
Supplier Group B	A global pharmaceutical group incorporated in the PRC in 1987, headquartered in Beijing and listed on the Shanghai Stock Exchange, focusing on development, production, wholesale and retail of drugs	Raw material (mainly R&D consumables), R&D equipment	2010	12,656	3.2%
Shandong Weigao Group Medical Polymer Co., Ltd. (山東威高集團醫用高分子製品股份有限公司) and its subsidiaries	A leading solution provider and manufacturer of pharmaceutical raw materials headquartered in Weihai	Raw material (prefilled syringes)	2009	11,921	3.0%
Chemical Reagent and Equipment Branch of Huadong Medicine	A wholesale company of medical products headquartered in Hangzhou	Raw material (mainly R&D consumables), manufacturing equipment	2010	11,674	2.9%
				217,138	54.5%

## BUSINESS

### Overlapping of Customers and Suppliers

The following table sets forth the details of our major customers being also a supplier, and our major supplier being a customer, during the Track Record Period:

Customer/ Supplier	Ranking	Year/period of being a customer  (Year/Period)	Revenue  (RMB in thousands)	% of our total revenue	Nature of revenue	Year/period of being a supplier  (Year/Period)	Purchase  (RMB in thousands)	% of our total purchase	Nature of purchase
Huadong Medicine and/or its subsidiary(ies)	Among five largest customers during each period in the Track Record Period and five largest suppliers in 2021 and 2023	Six months ended June 30, 2024	81,186	11.6%	Medical products, R&D services	Six months ended June 30, 2024	3,320	3.3%	Raw materials, manufacturing equipment
		2023	131,218	10.2%	Medical products, R&D services	2023	7,535	3.3%	Raw materials, manufacturing equipment
		2022	91,154	8.1%	Medical products, R&D services	2022	6,739	2.7%	Raw materials, manufacturing equipment
		2021	96,971	7.4%	Medical products, R&D services	2021	11,674	2.9%	Raw materials, manufacturing equipment
Customer Group A/ Supplier Group B	Among five largest customers during each year in the Track Record Period and five largest suppliers in 2021	Six months ended June 30, 2024	151,760	21.6%	Medical products	Six months ended June 30, 2024	2,020	2.0%	Raw materials, R&D equipment
		2023	281,521	21.9%	Medical products	2023	1,969	0.9%	Raw materials, R&D equipment
		2022	263,053	23.4%	Medical products	2022	1,466	0.6%	Raw materials, R&D equipment
		2021	330,885	25.3%	Medical products	2021	12,656	3.2%	Raw materials, R&D equipment

According to CIC, it is common in the pharmaceutical industry that a supplier of a market player may also be its customer or vice versa, due to their relatively broad range of business activities ranging from R&D, production, wholesale and retail of products, and the level of our Group's overlapping of customers and suppliers is not anomalous compared with the industry norm. Negotiations of the terms of our sales to and purchases from these overlapping customers and suppliers were conducted on an individual basis with their different respective group entities by responsible personnel from different departments of our Group, and the sales of products or provision of services to them and our purchases of products from them were neither inter-connected nor inter-conditional with each other. Our Directors confirmed that there is no overlap in the products sold/purchased or services rendered/received for each of the overlapping customers and suppliers, and all of our sales to and purchases from these overlapping customers and suppliers were entered into after due consideration taking into account the prevailing purchase and selling prices at the relevant times, conducted in the ordinary course of business under normal commercial terms and on arm's length basis.

## **INTELLECTUAL PROPERTY RIGHTS**

As of the Latest Practicable Date, we had (i) 13 registered patents and nine pending patent applications in the PRC; (ii) one pending PCT applications; and (iii) one registered domain name in the PRC. As of the Latest Practicable Date, we had 38 registered trademarks in the PRC, which we consider to be or may be material to our business. Please refer to the paragraphs headed "Statutory and General Information — B. Further Information about Our Business — 2. Intellectual Property Rights" set out in Appendix VI to this prospectus for more details of our intellectual property rights. The following table sets forth the portfolio of patents and patent applications for products and product candidates that are material to our business operations as of the Latest Practicable Date:



## BUSINESS

Product/ Product Candidate	Patent Name	Patent Type	Jurisdiction	Patent Application Number	Status	Patent Expiration	Owner
Guyoudao	A method for the production of a recombinant human bone morphogenetic protein-2 maturation peptide (一種重組人骨形態發生蛋白-2成熟肽的生產方法)	Invention	PRC	201010284844.5	Granted	July 16, 2030	Company
JY23	A method for the preparation and application of a composition containing bone morphogenetic protein-2 (一種包含BMP-2的組合物及其製備方法及用途)	Invention	PRC	202410355652.0	Pending	N/A	Company
Jilifen	An RP-HPLC method for the detection of recombinant human granulocyte colony-stimulating factor (一種重組人粒細胞集落刺激因子的 RP-HPLC檢測方法)	Invention	PRC	201010523645.5	Granted	October 27, 2030	Company
Yinuojia	A method for determining the fine structure of enoxaparin sodium based on capillary electrophoresis (一種基於毛细管電泳的依諾肝素精細結構測定方法)	Invention	PRC	201280000857.2	Granted	January 20, 2032	Company and Shanghai institute of Organic Chemistry of Chinese Academy of Sciences (中國科學院上海有機化學研究所)
JY06 (Jixifen)	A method for isolation and purification of polyethylene glycol-modified proteins (一種聚乙二醇修飾蛋白的分離純化方法)	Invention	PRC	201010162575.5	Granted	April 30, 2030	Company

Product/ Product Candidate	Patent Name	Patent Type	Jurisdiction	Patent Application Number	Status	Patent Expiration	Owner
JY29-2	Methods for regeneration of chromatographic stationary phase in preparation of acylated polypeptide step (製備羧化多肽步驟中色譜固定相的再生方法)	Invention	PRC	202011619851.6	Granted	December 30, 2030	Company
	Injection pen (注射筆)	Design	PRC	202030812813.7	Granted	December 29, 2030	Company
	A long-acting GLP-1 medicine preparation and its application (一種長效GLP-1藥物製劑及其用途)	Invention	PRC	202210935918X	Pending	N/A	Company
JY54	Injection pen (注射筆)	Design	PRC	202430078839.1	Granted	February 5, 2039	Company
	Human amylin polypeptide derivative and use thereof (一種人胰島素多肽衍生物及其用途)	Invention	PCT	PCT/CN2023/109707	Nationalized <sup>(1)</sup>	N/A	Company
JY47	Monoclonal antibody targeting sirpα and use thereof (靶向SIRPα的單克隆抗體及其用途)	Invention	EP	EP2022857771	Pending	N/A	Company
	Monoclonal antibody targeting sirpα and use thereof (靶向SIRPα的單克隆抗體及其用途)	Invention	PRC	CN2022800071033	Pending	N/A	Company
	Monoclonal antibody targeting sirpα and use thereof (靶向SIRPα的單克隆抗體及其用途)	Invention	U.S.	US18/684,442	Pending	N/A	Company

## BUSINESS

Product/ Product Candidate	Patent Name	Patent Type	Jurisdiction	Patent Application Number	Status	Patent Expiration	Owner
Others	A spinal fusion device (一種脊柱融合裝置)	Utility model	PRC	202021876645.9	Granted	September 1, 2030	Company and the First Affiliated Hospital of Soochow University (蘇州大學附屬第一醫院)
	A pharmaceutical formulation comprising GLP-1 analogue and its preparation method (一種包含 GLP-1類似物的藥物製劑及其製備方法)	Invention	PRC	201680007374.3	Granted	May 12, 2036	Company and Zhongmei Huadong
	A refined palladium removal process for fosaprepitant (一種福沙匹坦的精製除鉍工藝)	Invention	PRC	201610133979.9	Granted	March 9, 2036	Company
	An assay method for the biological activity of liraglutide (一種利拉魯肽生物學活性的檢測 方法)	Invention	PRC	201410079787.5	Granted	March 6, 2034	Company and Zhongmei Huadong
	A pharmaceutical preparation for the treatment of diabetes and its Preparation method (一種治療糖尿病的藥物製劑及其製備方法)	Invention	PRC	201210568286.4	Granted	December 24, 2032	Company and Zhongmei Huadong
	A crystalline form of fulvestrant and its preparation method (一種氟維司群的晶型及其製備方法)	Invention	PRC	200810060130.9	Granted	March 7, 2028	Company and Hangzhou Heta Pharm & Chem Co., Ltd. (杭州海達醫藥化工有限公司)
	A crystalline form of fulvestrant intermediate preparation and its application (一種氟維司群中間體的晶型及其製備方法與用途)	Invention	PRC	2021112285473	Pending	N/A	Company

**Note:**

- (1) Nationalized represents the national phase status of a PCT patent application filed under the Patent Cooperation Treaty, which is a process of transitioning from an international patent application to obtaining patent protection in specific jurisdiction. The prescribed period for entering the national phase is typically 30 months from the priority date declared under the PCT or from the date of filing of the international application if no priority date is declared. During this period, an applicant must take necessary steps to transition the PCT application into national or regional patent applications. For this PCT application, we will need to transition into national or regional patent application before March 29, 2025.

We rely on intellectual property rights to protect our technologies, inventions and improvements that we believe are important to maintain the market share of our products. The intellectual property rights that our products have relate principally to their compound, compositions, preparation methods and/or production processes. Please refer to the paragraphs headed “— Our Products” in this section for further details of the intellectual property rights for our major products. While we believe our intellectual property rights and applications in the aggregate are important to us, no single intellectual property right or application is material to our business as a whole. As of the Latest Practicable Date, substantially all of our patents relate to our generic chemical or biosimilar products and product candidates that aim to protect the improvement relating to the compound, compositions, preparation methods and/or production processes. For patents relating to our generic chemical or biosimilar products, we do not plan to renew such patents expired or will expire in the foreseeable future, as such patents cannot be renewed once expired in China, as advised by our PRC Legal Adviser. We believe the expiry of such patents is unlikely to impact our position in the competitive landscape of the respective market and adversely affect our results, revenue and profitability. For patents relating to innovative products or product candidates approved for marketing in China, such as our product candidates JY54 and JY47, the patent term may be extended upon request of the patent holder by up to five years as determined by the competent patent authorities, in order to compensate for the time spent for drug marketing registration and approval procedures, and with such compensation the patent term after the relevant new drug marketing authorization is approved shall not exceed 14 years. To mitigate the risks of patent expiration and obtain the necessary intellectual property protection to support the development and commercialization of our product candidates, we would apply for patent term extension under relevant patent laws and through the patent compensation system, once the relevant product candidates receive marketing approval in China. In addition, we may continue our research and development efforts and create a patent portfolio that offers sustainable patent protection after the relevant patent expiry.

In order to protect our intellectual property rights, we generally require our employees to enter into confidentiality agreements. These agreements typically provide that all relevant intellectual properties developed by our employees during the course of their employment with us become our intellectual properties and are treated as trade secrets. Our employees are contractually required to refrain from disclosing confidential information to third parties unless authorized in writing by our Board. We also follow procedures, such as patent searches, to ensure that we do not infringe on the intellectual property rights of others and are not engaged in the sale of counterfeit pharmaceutical products.

Certain of our product candidates are generic chemical or biosimilar ones based on originator products. Developing such generic chemical or biosimilar product candidates prior to the expiry of key patents of the originator products complies with relevant laws and regulations in China. Specifically, pursuant to the Article 75(5) of the Patent Law of the PRC (《中華人民共和國專利法》), latest amended in October 2020 and came into effect in June 2021, developing generic chemical or biosimilar product candidates that involves implementing patented technology in order to provide information required for administrative review and approval is not considered to be patent rights infringement.

Furthermore, we have engaged an intellectual property legal advisor to conduct an analysis on our major products and product candidates and litigation searches in China pursuant to which no instances of potential or confirmed infringement of the third parties' intellectual property rights have been found during the Track Record Period and up to the Latest Practicable Date. Our Directors confirm that, during the Track Record Period and up to the Latest Practicable Date, we had no instances of potential or confirmed infringement of the third parties' intellectual property rights. However, despite our internal control procedures, we are still subject to risks relating to intellectual property rights. Please refer to the paragraphs headed "Risk Factors — Risks Relating to Our Business and Industry — Failure to adequately protect our intellectual property, or if the scope of our intellectual property fails to sufficiently protect our proprietary rights, other pharmaceutical companies could compete against us more directly, which may have a material adverse impact on our business and results of operations" and "Risk Factors — Risks Relating to Our Business and Industry — We may become subject to intellectual property infringement claims, which could expose us to substantial liability, harm our reputation, limit our research and development or other business activities and/or impair our ability to commercialize our product candidates."

Upon completion of the following due diligence work, the Sole Sponsor concurs with such view. The Sole Sponsor has:

- (a) obtained and reviewed (a) the draft freedom-to-operate ("**FTO**") report on certain key products of the Group, namely Guyoudao, Jilifen, Jijufen, Jixinfen (吉新芬) and JY29-2 (the "**Search Products**"), and (b) the draft IP legal opinion on the Search Products and other products of the Group, both of which prepared by the Group's legal counsel as to intellectual property related matters (the "**IP Counsel**") in the PRC, which is an independent third party. Pursuant to the draft FTO report and IP legal opinion, (i) no patents or published patent applications had been identified in the FTO report that could be infringed by the Search Products, except for JY29-2, being a biosimilar to Ozempic (semaglutide injection), which will not be commercialized before expiration of Ozempic's patent and hence will not infringe the existing patent of Ozempic; and (ii) no patent-related action, litigation or other proceeding alleging infringement by the Group of third parties' IP rights had been identified in the IP legal opinion;
- (b) prepared a due diligence questionnaire and obtained and reviewed responses from the IP Counsel thereto, along with the material on its qualification and experiences, to assess, among others, the competence of the IP Counsel, its independence from the Group, the bases and assumptions on which the draft IP legal opinion and the FTO report were prepared, the procedures performed by the IP Counsel when preparing the draft IP legal opinion and the FTO report;
- (c) obtained and reviewed the list of the Group's registered patents and patents in application, as well as their relevancy to the Search Products, to ascertain whether the Search Products are covered by registered patents or patent applications in the PRC;

## BUSINESS

- (d) (a) conducted background searches and litigation searches with the assistance of an independence background search agent, and independent desktop searches on the Group; and (b) prepared a due diligence questionnaire corresponding to the findings identified in such searches and obtained written responses from the Company thereto. No IP-related negative news or litigations against the Company and its subsidiary had been discovered that would cause material adverse impact on the Company; and
- (e) obtained back-to-back confirmations from the Company and its executive Directors confirming, among others, that (a) the Group owns all the intellectual property rights (including but not limited to trademark, patents, domain names, know-hows and other intellectual property rights) that are material to its business; and (b) the Group is not currently or recently involved in any actual, pending or threatened legal proceedings, claims, litigation, arbitration or other disputes in Hong Kong, PRC and elsewhere that could materially affect its business, operation or financial positions.

### EMPLOYEES

As of June 30, 2024, we had 1,467 full-time employees, all of whom are located in the PRC. The following table sets forth a breakdown of our total number of employees by function as of June 30, 2024:

Function	Number of Employees	% of total employees
Manufacturing	391	26.7%
Quality control	138	9.4%
Research and development	111	7.6%
Sales and marketing	743	50.6%
Others (including operational and management)	84	5.7%
<b>Total</b>	<b>1,467</b>	<b>100.0%</b>

We believe we have maintained good relationships with our employees. Our employees do not negotiate their terms of employment through any labor union or by way of collective bargaining agreements. As of the Latest Practicable Date, we did not experience any strikes or any labor disputes with our employees which have had or are likely to have a material effect on our business.

As required by laws and regulations in China, we participate in various employee social security plans that are organized by municipal and provincial governments including, among other things, pensions, medical insurance, unemployment insurance, maternity insurance, work-related injury insurance, and housing fund plans through a PRC government-mandated benefit-contribution plan. We are required under PRC law to

make contributions to employee benefit plans at specified percentages of the salaries, bonuses, and certain allowances of our employees, up to a maximum amount specified by the local government from time to time.

Our employees typically enter into standard employment contracts with us. We place a high value on recruiting, training, and retaining qualified employees. We maintain high standards on selecting and recruiting talent worldwide and provide competitive compensation packages. Remuneration packages for our employees mainly comprise base salary and performance-based bonus. To maintain and enhance the quality, knowledge and skill levels of our workforce as well as their familiarity with industry quality standards and work safety standards, we provide our employees with periodic training, including orientation programs for new employees, technical training, professional and management training and health and safety training.

## **LAND AND PROPERTIES**

We occupy certain properties in the PRC in connection with our business operation. According to section 6(2) of the Companies (Exemption of Companies and Prospectuses from Compliance with Provisions) Notice, this prospectus is exempted from compliance with the requirements of section 342(1)(b) of the Companies (Winding Up and Miscellaneous Provisions) Ordinance in relation to paragraph 34(2) of the Third Schedule to the Companies (Winding Up and Miscellaneous Provisions) Ordinance which requires a valuation report with respect to all our interests in land or buildings, for the reason that, as of the date of the most recent audited consolidated balance sheet of our Group, none of the properties owned and leased by us had a carrying amount of 15% or more of our consolidated total assets.

### **Owned Properties**

#### ***Land***

As of the Latest Practicable Date, we obtained real estate ownership certificates for 11 parcels of land with total site area of approximately 31,548.8 sq.m. in the PRC. These parcels of land are located at Hangzhou, Zhejiang province in the PRC primarily for the use of production facilities, administrative offices and R&D buildings. Our PRC Legal Adviser have confirmed that the use of our land does not contravene the use specified in the real estate ownership certificates. All of the 11 parcels of land with major buildings on it were pledged to secure our bank borrowings. Please refer to the paragraphs headed “Financial Information — Indebtedness” for more details.

#### ***Buildings***

As of the Latest Practicable Date, we occupied 23 buildings with an aggregate gross floor area of approximately 42,642.41 sq.m. in the PRC. These buildings are located in Hangzhou, Zhejiang province and primarily for the use of production facilities, administrative offices and R&D buildings. Our PRC Legal Adviser has confirmed that our use of buildings and structures does not contravene the use specified in the real estate ownership certificates with respect to our buildings and structures.



As of the Latest Practicable Date, we had not obtained the real estate ownership certificates for three properties occupied by us used for employee dormitories (the “**Dormitory Property**”), with an aggregate gross floor area of approximately 209.7 sq.m. representing around 0.5% of the total gross floor areas of our owned properties, because the planned use for the land where the Dormitory Property was built is for industrial purpose and the property built on it cannot obtain the real estate ownership certificate. However, the Dormitory Property is allowed to be built as life supporting facilities and used for accommodation purpose.

Our PRC Legal Adviser is of the view that the likelihood that we will be forced to vacate the Dormitory Property is remote, given that there exists no dispute or controversy during the Track Record Period and up to the Latest Practicable Date arising from the purchase and sale agreement with respect to the Dormitory Property. Even if we are required to vacate the Dormitory Property and to relocate in the unlikely event in the future, we believe there is a sufficient reservoir of comparable alternative properties in proximity. The estimated cost of relocation will be approximately RMB140,000 mainly including annual rent for the premises, which is immaterial and will not have any material adverse effect on our financial conditions. Based on the aforementioned, our PRC Legal Adviser is of the view, and our Directors concur, that the current absence of relevant property ownership certificates will not have a material adverse impact on our production and business operations.

### **Leased Properties**

As of the Latest Practicable Date, we leased 21 properties with an aggregate gross floor area of approximately 4,919.35 sq.m., which were primarily used as production facilities, administrative offices, contact center and employee dormitories. Our leases generally have a term ranging from one to three years. We will consider renewal of the leases upon their expiry.

As of the date of this prospectus, two of our leased properties that is used as business liaison with an aggregate gross floor area of approximately 172.45 sq.m. was subject to potential title defects, as the lessors of such leased properties had not provided us with the relevant title ownership certificates. As a result, the leases may not be valid if such lessors are unable to obtain certificates of title because such properties were built illegally or failed to pass the inspection or other reasons, or if such lessors are not the owners of the properties and they have not obtained consents from the owners or their lessors, and there are risks that we may not be able to continue to use such properties, according to our PRC Legal Adviser. However, in the event that we are unable to continue using these leased properties, as advised by our PRC Legal Adviser, we, as the lessee, may seek indemnity from the lessor in accordance with relevant PRC laws and regulations and the lease agreements. Additionally, it is the lessors’ responsibility to obtain the property ownership certificates to enter into the leases, and, as a lessee, we will not be subject to any administrative punishment or penalties in this regard. We believe these protections significantly mitigate our risks arising from these leased properties due to claims from the legal owners of the properties. Even if we are required not to use such leased properties and to relocate in the future, we believe there is a sufficient reservoir of comparable alternative properties in proximity. The estimated cost of relocation will be approximately

## BUSINESS

RMB45,000 mainly including annual rent for the premises, which is immaterial and will not have any material adverse effect on our financial conditions. As of the date of this prospectus, we are not aware of any challenges being made by a third party or government authority to the titles of any of these leased properties that might affect our current occupation. Based on the aforementioned, our PRC Legal Adviser is of the view, and our Directors concur, that the potential title defects will not have a material adverse impact on our production and business operations.

Further, as of the Latest Practicable Date, 19 lease agreements of our leased properties had not been registered and filed with relevant land and real estate management departments in China. Under the relevant PRC laws and regulations, the parties to a lease agreement have the obligation to register and file the executed lease agreement. As advised by our PRC Legal Adviser, the validity and enforceability of the lease agreements are not affected by the failure to register or file the lease agreements with the relevant government authorities. According to the relevant PRC regulations, we may be ordered by the relevant government authorities to register the relevant lease agreements within a prescribed period, failing which we may be subject to a fine ranging from RMB1,000 to RMB10,000 for each unregistered lease, resulting in our total financial exposure in terms of penalties in relation to the lease non-registration being RMB190,000. As of the date of this prospectus, we have not received any order from the relevant government authorities requiring us to register these lease agreements. We undertake to cooperate fully to facilitate the registration of lease agreements once we are notified of any requirements by the relevant government authorities.

## INSURANCE

We maintain property insurance covering physical damage to, or loss of, our facilities, equipment, office furniture and inventory; employer's liability insurance covering death or work injury of employees; and clinical trial insurance covering us against liability in the event of injury to any trial subject caused by serious adverse events in our clinical trials. We are not required under PRC laws and regulations to, and we generally do not, purchase any product liability insurance or key person insurance. We contribute to social security insurance for our employees in accordance with applicable PRC laws, rules and regulations.

During the Track Record Period and up to the Latest Practicable Date, we did not submit any material insurance claims, nor did we experience any material difficulties in renewing our insurance policies.

Our Industry Consultant is of the view, and our Directors concur, that our insurance coverage is adequate and in line with industry norm. However, the risks related to our business and operations may not be fully covered by insurance. Please refer to the paragraphs headed "Risk Factors — Risks Relating to Our Business and Industry — We have limited insurance coverage, and any claims beyond our insurance coverage may result in our incurring substantial costs and a diversion of resources."

## AWARDS AND RECOGNITIONS

The table below sets forth our recent major awards and recognitions (other than those disclosed in the “— Our Products”):

<b>Year</b>	<b>Award/Recognition</b>	<b>Award Issuing Authority</b>
2023	Zhejiang Provincial Key Enterprise Research Institute in Genetic Biopharmaceuticals (浙江省基因生物製藥重點企業研究院)	Department of Science and Technology of Zhejiang Province (浙江省科學技術廳)
2022	Zhejiang Provincial Intellectual Property Demonstration Enterprise (浙江省知識產權示範企業)	Zhejiang Market Regulation Administration (浙江省市場監督管理局)
2022	Technology Small Giant Enterprise (科技小巨人企業)	Department of Science and Technology of Zhejiang Province (浙江省科學技術廳)
2020	High-Tech Enterprise (高新技術企業)	Zhejiang Science and Technology Department (浙江省科學技術廳), Zhejiang Municipal Finance Department (浙江省財政廳), and Zhejiang Taxation Bureau, State Taxation Administration (國家稅務總局浙江省稅務局)
2020	2020 Top 100 Chinese Pharmaceutical Innovative Enterprises (2020中國醫藥創新企業一百強)	Healthcare Executive (E藥經理人)
2017	List of Excellent Domestic Medical Equipment Products (優秀國產醫療設備名錄)	China Association of Medical Equipment (中國醫學裝備協會)
2015	National Intellectual Property Advantage Enterprise (國家知識產權優勢企業)	China National Intellectual Property Administration (國家知識產權局)
2012	Green Enterprise of Zhejiang Province (浙江省綠色企業)	Department of Environment Protection of Zhejiang Province (浙江省環境保護廳) Economy and information Technology Commission of Zhejiang (浙江省經濟和信息化委員會)

## BUSINESS

Year	Award/Recognition	Award Issuing Authority
2010	Key High-tech Enterprises in the National Torch Program (國家火炬計劃重點高新技術企業)	Ministry of Science and Technology of the PRC (國家科學技術部)
2008	Innovative Pilot Enterprise (創新型試點企業)	Department of Science and Technology of Zhejiang Province (浙江省科學技術廳), with six other governmental authorities in Zhejiang province
2005	Zhejiang Science and Technology Award (浙江省科學技術獎)	Department of Science and Technology of Zhejiang Province (浙江省科學技術廳) The People's Government of Zhejiang Province (浙江省人民政府)
2003	Foreign-invested Advanced Technology Enterprises (外商投資先進企業)	Department of Foreign Trade and Economic Cooperation of Zhejiang Province (浙江省對外貿易經濟合作廳)

## ENVIRONMENTAL, SOCIAL AND GOVERNANCE

### ESG Governance

We recognize our responsibility to uphold high standards in health, safety, social and environmental practices. We are committed to, after our Listing, complying with the reporting requirements related to environmental, social and governance (“ESG”). We understand the environmental and social-related risks that will affect our business, upon our Listing, we will establish a two-tiered ESG governance framework comprising of our Board and an ESG committee. Further, we have engaged an independent ESG consultant to assist us to evaluate our ESG risks and review our existing strategy, target and ESG corporate governance, to provide advice to us in relation to ESG matters.

The Board will jointly and collectively take the overall responsibility for (i) overseeing the formulation and reporting of ESG strategies, objectives and internal monitoring measures; (ii) assessing and defining ESG-related risks for strategic planning; (iii) managing the impact of the material ESG risks and opportunities affecting the Group; (iv) establishing the Group's ESG-related mechanisms, policies and objectives; and (v) reviewing the Group's performance against the ESG objectives on an annual basis and revising the ESG policy as appropriate if significant deviations from the objectives are identified.

The ESG committee will be responsible for (i) assessing and managing our ESG-related risks and opportunities, and deliberating on the formulation of, among others, our ESG strategic plans, management structure, systems, strategies and implementation rules so as to ensure the continuous execution and implementation of our ESG policies; (ii) making guidelines for and reviewing the identification and ranking of our important ESG issues; (iii) determining our key ESG issues; (iv) reviewing our ESG work and internal monitoring systems, and making recommendations on their appropriateness and effectiveness; (v) reviewing our ESG-related disclosure documents, including but not limited to the annual ESG reports; (vi) monitoring our ESG-related risks and making inquiries on and formulating corresponding measures for major issues that affect our performance of ESG-related work, and reviewing and supervising how such issues are handled; and (vii) providing ESG-related training and materials to the Board. Our ESG committee will consist of two executive Directors, Mr. Fu Hang and Mr. Zhou Wei, and three senior management members, Mr. Sun Handong, Mr. Li Hui and Ms. Huang Xiu. For further information on the background of the ESG committee members, please refer to the section headed “Directors, Supervisors and Senior Management” in this prospectus.

Our management is in charge of implementing our ESG policies in our daily operations, including production safety, prevention of pollution, training and protection of employees’ health. It is also assigned with monitoring materiality assessments conducted to identify material ESG issues and associated risks, such as climate-related issues and associated risks. Our Board then reviews the results from the materiality assessment and concludes on the issues that we shall focus on. Our ESG committee and management would report to our Board on a semi-annual basis via board meetings on the ESG performance of our Group, the effectiveness of these ESG risk management and internal control systems and any applicable recommendations and our management shall provide confirmation to our Board regarding the effectiveness of the ESG risk management and internal control systems. Our internal audit function will also assist in reviewing the adequacy and effectiveness of these ESG systems. We will also provide trainings to our employees to enable them to acquire the relevant knowledge and experience to assist our Company to comply with the relevant ESG requirements under the Listing Rules.

### **Materiality Assessment**

We conduct materiality assessment with the engagement of internal stakeholders such as department heads through communications to identify potential material ESG issues that are applicable to our Group. We prioritize and assess the materiality of ESG issues by taking into consideration factors including stakeholder priorities, relevant regulatory frameworks, and the impact of such issues on our business operations, financial performance and development sustainability. We have identified following ESG material issues that are applicable to the Group’s business.

## BUSINESS

Material Issues	Quantified Disclosures	Unit
Business ethics and anti-corruption	Number of concluded proceedings for corruption	case
	Training hours completed per employee for anti-corruption	hour/person
Response to climate change	Greenhouse gas emissions	CO <sub>2</sub> -e
Employee training and development	Average training hours completed per employee	hour/person
Employee health and safety	Lost days due to work injury per capita	day/person
Product quality and safety	Pass rate for official inspection/audit	%
Protecting intellectual property rights	Number of intellectual property applications	item
Water consumption	Water consumption per capita	ton/person

### Risk Management

We have adopted a series of risk management policies which set out a risk management framework to identify, assess, evaluate and monitor key risks associated with our strategic objectives on an ongoing basis. The following internal policies and programs outline our approach to risk management:

- The relevant departments in our Company are responsible for implementing our risk management policy and carrying out our day-to-day risk management practice. Each department is responsible for identifying and evaluating risks associated with its working scope. In order to standardize risk management across our Group and set a common level of transparency and risk management performance, the relevant departments will (i) identify the source of the risks and potential impact, (ii) monitor the development of such risks, and (iii) prepare risk management reports periodically for ESG committee's review.
- Our ESG committee will coordinate, oversee and manage the overall risks associated with our business operations and quality control, respectively, mainly including (i) reviewing our corporate risk in light of our corporate risk tolerance, (ii) maintaining a key risk list and leading corresponding risk management activities, and (iii) organizing revision and update of the key risk

list. Our ESG committee will be responsible for carrying out the risk prevention and management activities with relevant department and conduct irregular reviews.

- Our Board will be responsible for (i) reviewing the risk management information, (ii) reviewing annual risk management report of the Group, and (iii) overseeing ESG committee to promulgating annual risk evaluations.
- We will carry out a corporate risk assessment at least once a year which covers current and potential risks that the Group faces, including but not limited to ESG risks and strategic risks from disruptive forces (such as climate change). The Board will, by themselves or by engaging external experts to, assess such risks, review our existing strategies, objectives and internal control, and make necessary improvements to reduce the risks. The Board and the ESG committee will keep monitoring our approaches to risk management, including climate-related risks and risks monitored as part of standard operation procedures, to ensure that appropriate mitigation measures are implemented in regular management reviews.
- The decisions on the reduction, transfer, acceptance or control of the risks are affected by various factors. We will incorporate climate-related issues, including the analysis on physical and transition risks, into its risk assessment process and risk appetite setting. We will consider the risks and opportunities in its strategic and financial planning process if such risks and opportunities are deemed to be material. After reviewing the environmental, social and climate-related risks and our performance in response to such risks each year, we may revise and alter our ESG strategies as appropriate.

We are adopting various strategies and measures to identify, assess, manage and mitigate ESG and climate-related risks, including but not limited to:

- Reviewing and evaluating ESG reports of comparable companies in the industry so as to ensure timely identification of all ESG-related risks.
- Discussing with the management from time to time so as to ensure that all material ESG areas are identified and reported.
- Discussing key ESG principles and practices with key stakeholders to ensure that important aspects are covered.
- Formulating specific ESG risk management approaches and quantified performance indicators so as to identify and consider ESG risks and opportunities and separate ESG risks and opportunities from other business risks and opportunities.
- Setting targets for environmental KPIs, including emissions, pollution and other impacts on the environment, so as to reduce emissions and consumption of natural resources.



## BUSINESS

We have carried out the following analysis on the ESG-related risks and actual and potential impact of such risks on business, strategy and financial performance:

Type of Risks			Potential Impact
Physical risks	Acute risks	Frequent occurrence of typhoons, floods, droughts and other extreme weather	<ul style="list-style-type: none"> <li>• Losses in operating assets and equipment, business interruption resulting in loss of sales</li> </ul>
	Chronic risks	Climate change and rising average temperature	<ul style="list-style-type: none"> <li>• Increased energy consumption in factories and offices resulting in higher energy costs</li> <li>• Decreased employees' productivity and increased labor costs</li> </ul>
Transition risks	Regulatory risks	Industry low-carbon policy requirements	<ul style="list-style-type: none"> <li>• Government's quotas allocation on carbon emission and pressure on carbon costs</li> </ul>
		Tightening regulatory requirements	<ul style="list-style-type: none"> <li>• Fines, loss of business, closure of business, and negative publicity on the brand and its reputation</li> <li>• Stricter supply chain compliance requirements</li> </ul>
		Litigation risks	<ul style="list-style-type: none"> <li>• Litigation risk brought from the interruption of supply chain, resulting in our failure to perform the contract(s) on time</li> </ul>

## BUSINESS

Type of Risks	Potential Impact
Market and technology risks	<div>Costs for transition to low-carbon emission technology</div> <ul style="list-style-type: none"> <li>Increased cost on upgrading facilities for energy saving and high efficiency</li> </ul>
	<div>Changes in customers' behavior and preferences</div> <ul style="list-style-type: none"> <li>Loss of orders and decreased revenue resulting from insufficient disclosure of carbon neutrality goals and data</li> <li>Demand from downstream corporate customers to upstream suppliers to provide green and low-carbon biomedical products and to formulate carbon-neutral strategic goals</li> </ul>
	<div>Rising raw material costs</div> <ul style="list-style-type: none"> <li>Decreasing quantity and quality of raw materials</li> <li>Increased R&amp;D costs resulting from insufficient resources of supplies</li> </ul>
	<div>Uncertain demand</div> <ul style="list-style-type: none"> <li>Possible increased demand for medicines and other pharmaceutical products resulting from the emergence of new chronic diseases and other diseases</li> </ul>
Reputation risks	<div>Negative publicity</div> <ul style="list-style-type: none"> <li>Negative publicity on our reputation resulting from its inability to respond to shareholders' expectation caused by insufficient disclosure on the reduction targets and information on emission</li> </ul>

In the short term, we will endeavor to manage these risks by (i) ensuring strict compliance with existing laws and regulations, including the environmental impact assessment requirements and pollutant discharge permit reviews, (ii) engaging qualified third parties for the disposal of waste from our operations, and (iii) further improving our internal monitoring of ESG-related operations such as establishing standardized management system of hazardous waste and energy resource management system. Measures we shall take to mitigate, adapt and build resilience to the impact of the environment on our business, strategies and financial performance are summarized as follows. In the medium- and long-term, as a company that is committed to sustainability and responsible business practices, we will keep abreast of the regulatory standards and advancements in scientific and technical solutions to environmental issues and update our related policies, procedures and resources accordingly. We also detail expectations related to the compliant business conduct for our employees, agencies, distributors and other business partners in our policies including the Code of Business Conduct and Ethics.

Important Areas	Key Measures
Waste Management	<ul style="list-style-type: none"> <li>• Requiring proper handling and disposal of waste and engaging qualified third-party waste disposal processor</li> <li>• Carrying out hazardous waste storage in accordance with relevant standards, and establishing a system for standardized management of hazardous waste</li> </ul>
Energy and resources saving	<ul style="list-style-type: none"> <li>• Establishing “Energy Resource Management System”</li> <li>• Prompting energy saving awareness among management and employees</li> </ul>

## BUSINESS

### Goals, Targets and Policies

We monitor the following indicators to assess and manage our environmental and climate-related risks arising from our business and production activities:

	Year Ended December 31,			For the Six Months Ended June 30,
	2021	2022	2023	2024
<b>Resource consumption</b>				
Electricity (MWh)				
– Total amount	15,216	16,508	17,010	8,716
– Intensity* (MWh/RMB million)	11.64	14.67	13.21	12.39
Water (tons)				
– Total amount	162,928	161,250	182,076	110,814
– Intensity* (t/RMB million)	124.63	143.28	141.43	157.51
<b>Emission</b>				
Hazardous solid waste (kg)				
– Total amount	88,653	85,519	98,766	64,573
– Intensity* (kg/RMB million)	67.82	75.99	76.72	91.78
Greenhouse gas emissions (tons of CO <sub>2</sub> equivalent)	17,345	17,781	18,476	9,748
– Intensity* (t/RMB million)	13.27	15.80	14.35	13.86
– Scope 1 (direct emissions)	63	62	56	41
– Scope 2 (indirect emissions)	17,282	17,719	18,420	9,707

*Note:*

\* Calculated as the total amount of resource consumption or emission divided by the revenue of the respective year/period.

### *Resource Consumption*

We incorporate the concept of resource conservation into our corporate culture and the daily operation of our laboratories, offices and manufacturing facilities, monitor our resource consumption and established internal resource management systems. We actively implement energy-saving measures in our daily operation, such as timely turning off idle equipment and lighting in laboratories, manufacturing facilities and offices, and conducting regular maintenance, inspection and replacement of consuming equipment.

We focus on water resources issue and actively shoulder the social responsibility of protecting water resources. Municipal water supply networks are the main incoming source of our Company's water, and we did not encounter major difficulties seeking suitable water sources during the Track Record Period. Our water resources are mainly used for laboratories, manufacturing facilities and daily use in offices during the Track Record Period. We promote green office practices by recycling water resources, aiming to enhance employees' awareness of conservation.

### *Emissions*

The waste we produce is divided into hazardous waste (such as chemical waste) and non-hazardous waste (such as waste from general office operations). With respect to exhaust gas treatment, our manufacturing facilities implement classified wastewater management system aiming to reduce the wastewater concentration. We also conduct emergency drill to verify our emergency preparedness and response plan. The hazardous waste generated in our in-house research and development and manufacturing process are processed by qualified third-party waste treatment companies, ensuring compliant waste disposal.

Our greenhouse gas emissions primarily consist of Scope 1 and Scope 2 emissions. Scope 1 direct emissions include the direct greenhouse gas emissions from our own manufacturing and other facilities. Scope 2 indirect emissions primarily include the greenhouse gas emissions from our usage of purchased electricity and heat, calculated based on the “Guidelines for Accounting and Reporting of Greenhouse Gas Emissions in 24 Chinese Industries” issued by the National Development and Reform Commission. In response to the national target of carbon neutrality, we actively focus on reducing the greenhouse gas emissions generated during our operations.

### *Goals and Targets*

The ESG committee will set targets for each material key performance indicator at the beginning of each financial year in accordance with the disclosure requirements under Appendix 27 to the Listing Rules and any other relevant rules and regulations after Listing. Relevant targets of the material key performance indicators will be reviewed annually to ensure that they are still suitable for our needs. When setting the targets for environment-related KPIs, we will take into account our respective consumption or emission levels during the Track Record Period, and consider our future business expansion in a comprehensive and prudent manner, with a view to crafting a balance between business growth and environmental protection and achieving sustainable development.

With the expansion of our business and commercialization of additional product candidates in the future, we endeavor to curb the increase in our resource consumption and emissions and aim to keep them relatively stable. We have established environmental targets that are aligned with our overall business strategy and objectives: In 2024, we aim to control (i) the intensity of greenhouse gas emission to decrease by 2% compared to that of 2023, and (ii) the intensity of water resource consumption to decrease by 1% compared to that of 2023. With efforts devoted to achieving such targets, we expect the impact of our actions on our business operations can be both financial and non-financial. Specifically, implementing ESG initiatives often requires upfront investments. Adopting renewable energy sources, improving waste management, or enhancing workplace safety may involve costs related to technology, infrastructure and training. For example, to enhance energy efficiency, procuring energy-efficient equipment including infrared illuminance auto-sensing equipment for the lighting system and intelligent sensors to monitor and control manufacturing processes may require hundreds of thousands capital investment, which can vary depending on the specific type of equipment, size and feature. In the long

term, we expect our ESG practices and initiatives such as energy-efficient processes, waste reduction, and resource optimization can lower operational costs and support sustainable business operations.

We intend to adopt governance measures which are in compliance with pertinent ESG-related laws and regulations, and to monitor and collect ESG-related data so as to prepare our disclosure report after Listing and in accordance with the Environmental, Social and Governance Reporting Guide, Appendix 27 to the Listing Rules in due course. We strive to reduce the negative impact on the environment through our commitment to energy conservation and sustainable development.

## **Social Responsibilities**

### *Caring for the Community*

We are committed to the fulfillment of our corporate responsibilities. We make donations to promote the development of medical and health services, enhance medical research, and improve medical service levels. For instance, in 2023, we made donation to local association including Red Cross in a total amount of approximately RMB958,000. Going forward, we will continue to promote the spirit of caring for the community among our workforces.

### *Integrity and Business Ethics*

We are committed to creating a fair and open business management environment. We promote clear work ethics to employees, and strictly prohibit bribery, extortion, fraud, money laundering and other unethical behaviors, such as gambling, misappropriation of our Group's assets, provision or acceptance of gifts or other improper benefits. In the event of any fraud, it should be reported to our Group through proper channels. We have set up hotlines and e-mails responsible for receiving fraud reports and complaints with senders' names or anonymous reports from employees and external third parties, preparing written records accordingly and reporting to the management in a timely manner. Any illegal discrimination or retaliation against whistleblowers or hostile measures against employees involved in investigations are prohibited.

### *Employee Training and Development*

We are committed to offering a fair and caring working environment to our employees. We have transparent policies on recruitment, compensation, dismissal and equal opportunities. We hire employees based on their merits and it is our corporate vision to offer equal opportunities to our employees. We set out in detail the working hours, holidays, remuneration and benefits, job duties and performance, and employee conduct management measures in the employee handbook. All employees work five days per week and are provided with welfare leaves such as marriage leave, maternity/paternity leave, paid annual leave and medical treatment period for sickness or non-work-related injuries, in addition to statutory holidays.

We provide necessary induction training and timely on-the-job training for our employees based on the business needs to help them to be competent for professional and technical skills work and daily project work management. We encourage our employees to become multi-talented and to achieve diversified growth through professional skills advancement training, cross-field skills training, and middle and senior management skills training. We aim to provide employees with clear performance incentive programs and career planning and promotion routes, and offer promotion opportunities to employees with excellent performance.

### **Workplace and Occupational Health and Safety**

A healthy workforce is the backbone and foundation of our long-term success. We have established a comprehensive biosafety management system to ensure workplace and occupational health and safety. This system integrates laboratory architecture, safety facilities, protective equipment, organizational management, personnel training, laboratory operation techniques, and logistical support systems into a cohesive framework.

We have a dedicated group level environmental, health and safety (“EHS”) team under the supervision of our senior management responsible for overseeing our compliance with EHS related regulations and policies, and monitoring our implementation of related internal measures, such as: (i) adopting appropriate safety measures at our facilities and implementing best practice procedures; (ii) conducting regular safety awareness training to our employees; (iii) inspecting our facilities regularly to identify and eliminate any potential safety hazards; (iv) adopting appropriate procedures regarding the disposal of any hazardous waste such as waste management procedure, which aims to effectively manage the waste generated during our normal course of business, standardize the classification of the waste into solid waste and hazardous waste according to the relevant laws and regulations and dispose them accordingly to reduce environmental pollution; and (v) cooperating with regulatory authorities for the regular environmental compliance monitoring.

We have implemented EHS protection measures which include (i) strict compliance with relevant pollutant emissions standards and pollutants management policies during our production process to reduce pollutant emissions of exhaust gas, sewage and hazardous solid waste; (ii) implementation of safety guidelines with respect to employee health and safety, environmental protection and operational and manufacturing safety in laboratories and manufacturing facilities, and closely monitor internal compliance with these guidelines; (iii) storage of hazardous substances in designated location and contract with qualified third parties for the disposal of hazardous materials and waste; and (iv) conducting periodic environmental evaluations on exhaust gas detection and emissions, hazardous waste disposals, and waste water detection and emissions to make sure all operations are in compliance with the applicable laws and regulations.



## **LICENSES, PERMITS AND CERTIFICATES**

We are required to obtain and renew certain certificates, permits, and licenses for providing our services. Please refer to the section headed “Regulatory Overview” for more information about the material certificates, permits, and licenses required for our business operations in the PRC. During the Track Record Period and up to the Latest Practicable Date, we had obtained all requisite certificates, permits and licenses that are material for our operation, and all of such certificates, permits and licenses are within their respective effective periods. We had not experienced any material difficulty in renewing such certificates, permits and licenses during the Track Record Period and up to the Latest Practicable Date, and we currently do not expect to have any material difficulty in renewing them when they expire, if applicable. During the Track Record Period and up to the Latest Practicable Date, we have not been penalized by the relevant government authorities for any non-compliance relating to maintenance and renewal of our material certificates, permits and licenses.

As of the Latest Practicable Date, we have obtained all requisite licenses, approvals, and permits from relevant authorities that are material to our operations. The table below sets forth the relevant details about the material licenses required for our operation in the PRC:

License/Permit	Holder	Purpose	Issuing Authority	Validity Period/ Expiry Date
Drug Production License (藥品生產許可證)	Hangzhou Jiuyuan	Production of pharmaceutical products	Zhejiang Medical Products Administration (浙江省藥品監督 管理局) (“Zhejiang MPA”)	March 20, 2024 – November 8, 2025
Manufacture License for Medical Devices (醫療器械生產許可證)	Hangzhou Jiuyuan	Production of medical devices	Zhejiang MPA	January 12, 2021 – January 11, 2026
Business Operation License of Medical Devices (醫療器械經營許可證)	Hangzhou Jiuyuan	Trading of medical devices	Hangzhou Administration for Market Regulation (杭州市市場監督 管理局)	January 21, 2024 – January 20, 2029
Medical Device Registration Certificate (醫療器械註冊證書)	Hangzhou Jiuyuan	Registration of the bone repair material	Zhejiang MPA	September 27, 2027

## BUSINESS

License/Permit	Holder	Purpose	Issuing Authority	Validity Period/ Expiry Date
Drug Registration Certificate (藥品註冊證書)	Hangzhou Jiuyuan	Registration of recombinant human granulocyte colony stimulating factor injection in various specifications	Zhejiang MPA	July 19, 2025; July 23, 2025
Drug Registration Certificate (藥品註冊證書)	Hangzhou Jiuyuan	Registration of API (low molecular weight heparin sodium)	Zhejiang MPA	May 6, 2025
Drug Registration Certificate (藥品註冊證書)	Hangzhou Jiuyuan	Registration of low molecular weight heparin sodium injection in various specifications	Zhejiang MPA	January 13, 2025
Drug Registration Certificate (藥品註冊證書)	Hangzhou Jiuyuan	Registration of API (enoxaparin sodium)	Zhejiang MPA	November 29, 2025
Drug Registration Certificate (藥品註冊證書)	Hangzhou Jiuyuan	Registration of enoxaparin sodium injection in various specifications	Zhejiang MPA	November 29, 2025; December 16, 2025
Drug Registration Certificate (藥品註冊證書)	Hangzhou Jiuyuan	Registration of fulvestrant injection	Zhejiang MPA	June 27, 2027
Drug Registration Certificate (藥品註冊證書)	Hangzhou Jiuyuan	Registration of recombinant human interleukin-11 injection	Zhejiang MPA	January 13, 2025
Drug Registration Certificate (藥品註冊證書)	Hangzhou Jiuyuan	Registration of API (palonosetron hydrochloride)	Zhejiang MPA	April 17, 2028
Drug Registration Certificate (藥品註冊證書)	Hangzhou Jiuyuan	Registration of palonosetron hydrochloride injection	Zhejiang MPA	April 17, 2028
Drug Registration Certificate (藥品註冊證書)	Hangzhou Jiuyuan	Registration of fosaprepitant injection	Zhejiang MPA	July 31, 2028

## **BUSINESS ACTIVITIES WITH REGIONS SUBJECT TO INTERNATIONAL SANCTIONS**

Certain countries or organizations, including the United States, the European Union, the United Nation, the United Kingdom, and Australia (together, the “**Relevant Jurisdictions**”), have, through executive order, legislations or other government means, implemented measures that impose economic sanctions against certain countries, regions or targeted industry sectors, groups of companies or persons, and/or organizations within such countries and regions.

During the Track Record Period, we sold our Chinese-origin products, including APIs we produced, to certain customers in Ukraine (excluding Crimea, Luhansk People’s Republic, Donetsk People’s Republic, Kherson and Zaporizhzhia regions of Ukraine), Russia (excluding Crimea, Luhansk People’s Republic, Donetsk People’s Republic, Kherson and Zaporizhzhia regions of Ukraine), Hong Kong, Turkey, Egypt and Venezuela (together, the “**Relevant Regions**”), contributing an aggregate of RMB123.2 million, RMB47.5 million, RMB38.2 million and RMB26.4 million for the years ended December 31, 2021, 2022, 2023 and the six months ended June 30, 2024, respectively, accounting for 9.4%, 4.2%, 3.0% and 3.8% of our total revenue during the respective period, among which, sales to customers in Ukraine accounted for 99.4%, 99.5% 85.8% and 93.1% of our total sales to customers in the Relevant Regions during the respective period. These transactions were carried out by our Group entities incorporated in China without any nexuses to the United States, the European Union, the United Kingdom or Australia, including any persons domiciled or entities incorporated from these regions, other than payments received denominated in USD and EUR.

We have engaged Hogan Lovells, our International Sanctions Legal Adviser to perform procedures to assess our compliance with International Sanctions laws and regulations and evaluate our risk of exposure and potential penalties imposed under the International Sanctions laws and regulations. Our International Sanctions Legal Adviser has not identified apparent violations of International Sanctions by us after evaluating the sanctions risks of our historical business activities in relation to the Relevant Regions during the Track Record Period. Based on the above, our Directors are of the view that it is unlikely there will exist any potential penalty that can be imposed on our Group by applicable government agencies including OFAC.

As advised by our International Sanctions Legal Adviser who has performed the procedures they consider necessary, although the Relevant Regions were subject to various sanctions during the Track Record Period, none of them was a country or territory subject to a general and comprehensive export, import, financial or investment embargo under sanctions related law or regulation of a Relevant Jurisdiction (such country or territory, the “**Comprehensively Sanctioned Countries**”). Further, our sales involving the Relevant Regions denominated in USD, RMB and EUR during the Track Record Period were not Primary Sanctioned Activities or Secondary Sanctionable Activities for the purpose of the guidance in Chapter 4.4 of the Guide for New Listing Applicants issued by the Stock Exchange, given that (i) none of our customers located in the Relevant Regions were identified on the Specially Designated Nationals and Blocked Persons List maintained by OFAC or the relevant restricted parties lists maintained by the European

Union, Australia and the United Nations; and (ii) the sales did not involve nexus to the United States, the European Union, the United Kingdom or Australia other than payments received denominated in USD and EUR. Further, given the scope of the Global Offering and the expected use of proceeds as set out in this prospectus, our International Sanctions Legal Adviser is of the view that the involvement by parties in the Global Offering will not implicate any applicable International Sanctions on such parties, including our Company, our potential investors, Shareholders, the Stock Exchange and its listing committee and group companies, and accordingly the sanctions risk exposure to our Company, potential investors and Shareholders, and persons who might, directly or indirectly, be involved in permitting the listing, trading and clearing of our Shares (including the Stock Exchange, its listing committee and related group companies) is very low. Further, our International Sanctions Legal Adviser is of the view that, subject to our strict compliance with the International Sanctions, our risk of violating International Sanctions for continuing our existing transactions involving the Relevant Regions is low.

Our Directors confirm that we do not have present intention to undertake any business involving directly or indirectly the Comprehensively Sanctioned Countries. For our compliance with the International Sanctions, we will not knowingly or intentionally conduct any business with any Sanctioned Persons (including but not limited to those located in any of the Relevant Regions), or any business in any Comprehensively Sanctioned Countries that will cause us to violate International Sanctions, and we will not use the proceeds from the Global Offering to finance or facilitate, directly or indirectly, activities or business with, or for the benefit of, the Comprehensively Sanctioned Countries or Sanctioned Targets. Our Directors will continuously monitor the use of proceeds from the Global Offering, as well as any other funds raised through the Stock Exchange, to ensure that such funds will not be used to finance or facilitate, directly or indirectly, activities or business with, or for the benefit of, Comprehensively Sanctioned Countries or Sanctioned Persons where this would be in breach of International Sanctions.

Further, we will adopt the following enhanced internal control and risk management measures upon the Listing which we believe enable us to monitor and evaluate our business to address economic sanction risks.

- we will set up and maintain a separate bank account upon the Listing, which will be designated for the sole purpose of the deposit and deployment of the proceeds from the Global Offering or any other funds raised through the Stock Exchange;
- to further enhance our existing internal risk management functions, our legal department is responsible for monitoring our exposure to sanctions risks and our implementation of the related internal control procedures. Our legal department will hold a meeting at least every six months to monitor our exposure to sanctions risks and to review our procedures implemented over sanctions screening;

- we will evaluate the sanctions risks prior to determining whether we should embark on any business opportunities in countries subject to International Sanctions or Sanctions Persons. According to our internal control procedures, our legal department will review and approve relevant business transaction documentation from customers or potential customers from countries subject to International Sanctions or Sanctions Persons. In particular, screening process will be implemented to identify if the potential transaction counterparty of the Group is a person or entity on the various lists of restricted parties and countries maintained by the U.S., the EU, the UN, the U.K., the United Kingdom overseas territories or Australia, including, without limitation, any government, individual or entity that is the subject of any OFAC-administered sanctions which lists are publicly available. The transactions that fail the internal review will not be proceeded. At the same time, our legal department will periodically review the existing customers and suppliers lists to ensure that the Group does not engage in transactions with countries, regions, entities or individuals on the sanction lists. If any potential sanctions risk or suspicious transaction is identified, we may seek advice from reputable external legal counsel with necessary expertise and experience in International Sanctions matters;
- our Directors will continuously monitor the use of proceeds from the Global Offering, as well as any other funds raised through the Stock Exchange, to ensure that such funds will not be used to finance or facilitate, directly or indirectly, activities or business with, or for the benefit of, Sanctioned Countries or Sanctioned Persons where this would be in breach of International Sanctions;
- our legal department will periodically review our internal control policies and procedures with respect to sanctions matters. As and when our legal department considers necessary, we will retain external legal counsel with necessary expertise and experience in sanctions matters for recommendations and advice; and
- if necessary, we will engage external legal counsel to provide compliance training relating to the international sanctions to our Directors, our senior management and other relevant personnel to assist them in evaluating the potential sanctions risks in our daily operations, in particular, to perform screening procedures in respect of counterparties to our Group's business to ensure none of them are Sanctioned Persons. Our external legal counsel will provide the latest list of Sanctioned Countries to our Directors, senior management and other relevant personnel, who will in turn disseminate such information internally.

Our International Sanctions Legal Advisors have reviewed and evaluated these internal control measures and are of the view that these measures appear adequate and effective for our Company, based on our products and risk assessment, to comply with applicable international sanction laws and our undertakings to the Stock Exchange.

Having taken into account the above advice of our International Sanctions Legal Advisors, our Directors are of the view that our measures provide a reasonably adequate and effective internal control framework to assist us in identifying and monitoring any material risk relating to sanctions laws so as to protect the interests of our Shareholders and us.

Based on our current understanding and as advised by our International Sanctions Legal Adviser, our Directors believe that we are not subject to sanctions risk that could have a material adverse effect on our transactions involving the Relevant Regions during the Track Record Period, and our Directors do not foresee any material adverse effect to our business or operations for continuing our business in relation to the Relevant Regions. Based on the above, we intend to continue our current business involving the Relevant Regions during the ordinary course of our business if and when suitable business opportunities arise, subject to our strict adherence to our internal control and risk management measures. As of the Latest Practicable Date, we continued our current business involving the Relevant Regions. For more details, please refer to the paragraphs headed “Risk Factors — Risks Relating to Our Business and Industry — We could be adversely affected as a result of any sales we make to certain countries that are, or become subject to, sanctions administered by the United States, the European Union, the United Nations, the United Kingdom, Australia and other relevant sanctions authorities.”

Having conducted the following due diligence steps, the Sole Sponsor concurs with the Directors’ view above. The Sole Sponsor has:

- (a) performed desktop searches on the Company and its subsidiary, against enforcement information published by the U.S. Department of the Treasury, including through searching on the official websites of OFAC of the U.S. Department of The Treasury and Bureau of Industry and Security of the U.S. Department of Commerce, to ascertain that none of them has been subject to any enforcement actions imposed by the OFAC;
- (b) obtained and reviewed the international sanctions laws memorandum prepared by the International Sanctions Legal Advisor as to international sanctions laws matters on the Group’s operations (the “**International Sanctions Memorandum**”) to understand their view that no apparent or material sanctions risks were presented which resulted from the Group’s transactions within the Relevant Regions during the Track Record Period, having regard to, among others, the fact that (a) the Group did not engage in Primary Sanctioned Activity; (b) the Group did not engage in Secondary Sanctionable Activity; (c) the Group has not been designated as a Sanctioned Target, nor is it located, incorporated, organized or resident in any country or territory subject to a general and comprehensive export, import, financial or other embargo under sanctions related law or regulation of the Relevant Jurisdiction; (d) the Group was not a Sanctioned Trader (as defined under Chapter 4.4 of the Guide For New Listing Applicants); and (e) the Group’s transactions with the customers involving the Relevant Regions during the Track Record Period were not Sanctionable Activities (as defined under Chapter 4.4 of the Guide For New Listing Applicants);

## BUSINESS

- (c) obtained and reviewed the credentials of the International Sanctions Legal Advisor to ascertain that they have the requisite qualifications and experience to provide their views and opinions under the International Sanctions Memorandum;
- (d) prepared a due diligence questionnaire and obtained and reviewed responses from the International Sanctions Legal Advisor thereto, to understand their due diligence work done in order to prepare the International Sanctions Memorandum, and the bases they relied upon in reaching their view as stated in their International Sanctions Memorandum;
- (e) obtained written confirmation from the Directors, to confirm that the Group does not have present intention to undertake any business involving directly or indirectly the Comprehensively Sanctioned Countries, will not knowingly or intentionally conduct any business with any Sanctioned Persons, or any business in any Comprehensively Sanctioned Countries that will cause the Group to violate International Sanctions; and
- (f) conducted background search on the Group with the assistance of an independent background search agent, and the search results revealed no OFAC related negative news or claims against the Group.

## LEGAL PROCEEDINGS AND COMPLIANCE

### Legal Proceedings

We may from time to time be subjected to legal proceedings, disputes or other claims that arise in the ordinary course of business. As of the Latest Practicable Date, we were not a party to any ongoing material litigation, arbitration or administrative proceedings, and we are not aware of any claims or proceedings contemplated by government authorities or third parties which would materially and adversely affect our business. Our Directors are not involved in any actual or threatened material claims or litigation.

### Compliance

Except for the non-compliance incidents disclosed below, as advised by our PRC Legal Adviser, we had complied with the relevant PRC laws and regulations in all material respects during the Track Record Period and up to the Latest Practicable Date.

### *Social Insurance and Housing Provident Funds*

During the Track Record Period, we engaged third-party human resource agencies to pay social insurance premium and housing provident funds for certain of our employees in the locations where those employees work. We use such agency arrangements mainly because our sales personnel work in a number of cities across the nation where we do not have legal entities to pay social insurance premium or housing provident funds for them locally. Pursuant to the arrangements between us and such



third-party human resource agencies, the human resource agencies are required to pay social insurance premiums and housing provident funds for our relevant employees in a timely manner. These third-party human resources agencies have confirmed in writing that they have paid such contributions according to our agreements with them.

As advised by our PRC Legal Adviser, the engaging of third-party human resources agencies is not in full compliance with the applicable PRC rules and regulations. According to the Social Insurance Law of PRC (《中華人民共和國社會保險法》) and the Administration of Housing Provident Funds (《住房公積金管理條例》), each employer shall declare on its own and pay on time and in full social insurance contributions and housing provident fund, but the legal consequences and potential liabilities of using such agency arrangements remain unclear. If the local governments determine the use of third-party agencies to pay social insurance and housing provident funds to be non-compliant or such human resource agencies fail to pay the social insurance premium or housing provident funds for and on behalf of our employees as required by applicable PRC laws and regulations, we may be subject to additional contribution, late payment fee and/or penalties imposed by the relevant PRC authorities for failing to discharge our obligations in relation to payment of social insurance and housing provident funds as an employer or be ordered to rectify.

During the Track Record Period, we and third-party human resources agencies made no full contribution of social insurance and housing provident fund for some of our employees in full, primarily because the implementation and interpretation of the relevant PRC laws and regulations among different local government authorities vary, and are difficult for our responsible staff to strictly follow due to their lack of comprehensive understanding of the relevant laws and regulations. In 2021, 2022, 2023 and the six months ended June 30, 2024, the aggregate shortfalls in such contributions amounted to approximately RMB1.8 million, RMB2.5 million, RMB3.8 million and RMB1.8 million, respectively. Pursuant to relevant PRC laws and regulations, if we fail to pay the full amount of social insurance contributions as required, we may be ordered to pay the outstanding social insurance contributions within a prescribed time limit and may be subject to an overdue fine of 0.05% of the delayed payment per day from the date on which the payment is payable. If such payment is not made within the stipulated period, the competent authority may further impose a fine from one to three times the amount of any overdue payment. If we fail to pay the full amount of housing provident fund as required, the housing provident fund management center may order us to make the outstanding payment within a prescribed time limit. If the payment is not made within such time limit, an application may be made to the PRC courts for compulsory enforcement. In view of the above and based on the estimation of our Directors, the potential maximum penalty with respect to fines (including the late payment) that our Group may be exposed to during the Track Record Period, would be approximately RMB2.7 million.

As of the Latest Practicable Date, (i) to our knowledge and based on the written confirmations issued by the competent government authorities of our Company, we had not been subject to any administrative penalties; (ii) according to the Emergency Circular of the General Office of the Ministry of Human Resources and Social Security on Applying the Spirit of the Executive Meetings of the State Council to Practically and Effectively Stabilize the Collection of Social Insurance Contributions (人力資源社會保障部辦公廳關於貫徹落實國務院常務會議精神切實做好穩定社保費徵收工作的緊急通知) issued on September

21, 2018, self-organized collection and clearance of all past underpayment of enterprises is prohibited; (iii) we were neither aware of any material employee complaints filed against us nor involved in any labor disputes with our employees with respect to social insurance and housing provident funds; (iv) we had not received any notification from the relevant PRC authorities requiring us to pay for the shortfalls or any overdue charges with respect to social insurance and housing provident funds; (v) we undertake to make timely payments for the outstanding amount and late charges, as soon as requested by the competent government authorities. Also, we undertake to fully rectify and make full contributions of social insurance and housing provident funds as soon as practicable under local practices, and disclose the status in our annual report(s) in due course. Based on the foregoing and assuming that (a) there is no material change to current PRC laws and regulations and the practice in policy implementation and inspection of local governments in connection with the aforementioned issue, and (b) there is no material employee complaints with respect to contributions of social insurance and housing provident funds, our PRC Legal Adviser is of the view that, the likelihood that we will be subject to a material administrative penalty by the relevant competent social insurance and housing provident fund authorities is remote. As such, our Directors believe that our failure to fully contribute to social insurance and housing provident funds during the Track Record Period and up to the Latest Practicable Date would not have any material adverse effect on our business operations or results of operations, and as a result we did not make any provisions in connection with these non-compliances during the Track Record Period and up to the Latest Practicable Date.

In light of the foregoing, we have also taken the following rectification measures to prevent future occurrences of such noncompliance:

- We have established new branches in the cities where the aforementioned employees work and caused the locally registered branches to enter into the employment contracts with such employees working in the same city;
- We are in the process of communicating with our employees with a view to seeking their understanding and cooperation in complying with the applicable payment base, which also requires additional contributions from our employees;
- We have designated our human resources department to review and monitor the reporting and contributions of social insurance and housing provident fund on a regular basis;
- We will keep abreast of latest developments in PRC laws and regulations in relation to social insurance and housing provident funds; and
- We will consult our PRC legal counsel on a regular basis for advice on relevant PRC laws and regulations to keep us abreast of relevant regulatory developments.

## **RISK MANAGEMENT AND INTERNAL CONTROL**

### **Risk Management**

We are exposed to various risks in our business operations, and we believe that risk management is important to our success. Please refer to the paragraphs headed “Risk Factors — Risks Relating to Our Business and Industry” for more details. We have established our risk management systems to identify, assess, monitor and mitigate the risks that may hinder our success including strategic risks, operational risks, financial risks and legal risks.

To monitor the ongoing implementation of our risk management policies and corporate governance measures after the Listing, we have adopted or will continue to adopt, among other things, the following risk management measures:

- establish an Audit Committee to review and supervise our financial reporting process and internal control system;
- adopt various policies to ensure compliance with the Listing Rules, including but not limited to aspects related to risk management, connected transactions and information disclosure;
- provide anti-corruption and anti-bribery compliance training periodically to our senior management and employees to enhance their knowledge and compliance with applicable laws and regulations, and include relevant policies against noncompliance in employee handbooks;
- organize training sessions for our Directors and senior management in respect of the relevant requirements of the Listing Rules and duties of directors of companies listed in Hong Kong;
- enhance our reporting and records system for production facilities, including centralizing their quality control and safety management systems and conducting regular inspections of the facilities;
- establish a set of emergency procedures in the event of major quality-related issues; and provide enhanced training programs on quality assurance and product safety procedures.

### **Internal Control**

We have engaged an independent internal control consultant to assess our internal control system in connection with the Listing. The internal control consultant has conducted a review procedure on our internal control system in certain aspects, including financial reporting and disclosure controls, corporate level controls, information system control management and other procedures for our operations. We had improved our internal control system by adopting and implementing the corresponding enhanced internal control measures. Going forward, we will continue to regularly review and improve these internal control policies, measures and procedures.

We are committed to establishing and maintaining risk management and internal control systems. We have adopted and implemented a comprehensive risk management policy encompassing risks that may arise in research and development, procurement management, production management, and sales management. Our risk management and internal control systems also cover the general functional operations such as human resources, financial management, asset management, warehousing and logistics management, information system management and corporate governance as well as decision-making processes. Meanwhile, we are committed to supervising and evaluating the effectiveness of risk management and internal control system to ensure that the system is rectified and effectively controlled as our business develops.

#### *Anti-corruption and Anti-bribery*

The PRC government has taken increasingly stringent measures to correct corruptive practices in the pharmaceutical industry (“**Anti-corruption Campaign**”) since 2023. In May 2023, the National Health Commission (“NHC”) and 13 other government agencies jointly issued the Key Points for the Correction of Malpractice in the Purchase and Sales of Medical Products and Medical Services in 2023 (2023年糾正醫藥購銷領域和醫療服務中不正之風工作要點). The concerted effort aimed to achieve full coverage of areas with high corruption risks such as speaker programs, hospitality expenses, sponsorships, and donations. In July 2023, the NHC and nine other government agencies announced the commencement of a year-long nationwide campaign targeting corruption in the healthcare industry. The Anti-corruption Campaign has caused certain short-term impact on us in details as follows.

- *Impact on the customer spending pattern.* With the Anti-corruption Campaign cracking down on acts of medical corruption, for example, doctors and hospital managers taking monetary bribes from patients and drug manufacturers, we have observed more prudential hospital and physician practices in terms of spending on product procurement, which, to our belief, has immaterial impact on our financial performance, as evidenced by the 14.4% year-to-year revenue growth in 2023.
- *Impact on the marketing and promotion activities.* Amidst the shockwave of the Anti-corruption Campaign, hospitals once refused entry to pharmaceutical representatives and a number of medical academic conferences were either canceled or postponed, which temporarily affected our marketing and promotion activities. With the regulatory authorities having consistently maintained a positive and affirmative stance towards the compliant hosting of academic conferences and medical representatives conducting business activities compliantly, we expect no material adverse effect on our marketing and promotion activities as they are in compliance with applicable laws and regulations.

- *Impact on the internal control measures.* To proactively react to the Anti-corruption Campaign, we have conducted self-assessment and self-inspection of the internal control measures for anti-corruption and anti-bribery in conjunction with engaging an internal control consultant preparing for the proposed Listing. The scope of such internal control review covered anti-bribery and anti-corruption policies and measures.

As this campaign deepens, our proposed sales and marketing programs may be impacted, and furthermore, the anti-corruption campaign may influence the behavior of certain of our customers and their spending patterns. As of the date of this prospectus, to the best knowledge of our Directors, we have not received any investigation notices related to the Anti-corruption Campaign.

We have adopted comprehensive internal control measures for anti-corruption and anti-bribery. We believe we will be less affected by the increasingly stringent measures taken by the PRC government to correct corruptive practices in the pharmaceutical industry. We strictly prohibit bribery or other improper payments in our business operations. This prohibition applies to all business activities, anywhere globally, whether involving government officials or healthcare professionals. Improper payments prohibited by this policy include bribes, kickbacks, excessive gifts or entertainment, or any other payment made or offered to obtain an undue business advantage. We keep accurate books and records that reflect transactions and asset dispositions in reasonable detail. Requests for false invoices or payment of unusual, excessive or inadequately described expenses should be rejected and promptly reported. Misleading, incomplete or false entries in our books and records are not acceptable. We will also ensure that future sales team personnel comply with applicable promotion and advertising requirements, including restrictions on promoting drugs for unapproved uses or patient populations and limitations on industry-sponsored scientific and educational activities. We establish whistle-blowing mechanisms and encouraging all employees, suppliers, customers and other third parties to report suspicious activities and violations of the policies. We provide anti-corruption and anti-bribery compliance training for senior management and employees, including compliance training and other ad hoc compliance training sessions, to enhance their knowledge and compliance with anti-corruption and anti-bribery activities in geographies and market segments relevant to our operations. During the Track Record Period and up to the Latest Practicable Date, we had complied with relevant anti-corruption and anti-bribery laws in all material aspects. We have engaged an internal control consultant to perform a general internal control review in connection with the Listing and the scope covered anti-bribery and anti-corruption policies and measures. As of the Latest Practicable Date, there was no material issue about our internal control policies and measures identified by the internal control consultant in relation to anti-corruption and anti-bribery compliance. Based on the internal control review report prepared by our internal control consultant, we believe that our internal control policies and measures in relation to anti-corruption and anti-bribery compliance are adequate and effective.

*Conflict of Interest*

Our code of conduct defines the scope of conflicts of interest, including supplier and customer relationships, financial interests and personnel matters. Our employees, including but not limited to our Directors, may not have or be suspected of having a personal interest in business dealings with our suppliers, customers, competitors or distributors; accept monetary, financial or other benefits from our suppliers, customers, competitors or distributors; have close relatives who work for our suppliers, customers, competitors or distributors; serve as a consultant or director in an association or company in the same market or industry. At the same time, employees shall keep confidential information strictly confidential and agree on the definition of confidential information, the content covered, the use of intellectual properties, including but not limited to any transfer of know-how, acquisition of technologies, and potential breach liabilities.

## OUR SINGLE LARGEST GROUP OF SHAREHOLDERS

As of the Latest Practicable Date, Huadong Medicine, through its wholly-owned subsidiary Zhongmei Huadong, held approximately 21.06% of our total issued share capital and was our single largest Shareholder. Immediately following the completion of the Global Offering, Huadong Medicine, through Zhongmei Huadong, will be interested in approximately 17.16% of our total issued share capital, assuming the Over-allotment Option is not exercised. Therefore, upon completion of the Global Offering, our Group will not have any controlling shareholder as defined under the Listing Rules, while Huadong Medicine and Zhongmei Huadong will remain as our Single Largest Group of Shareholders.

Huadong Medicine is a joint-stock company established under the PRC law, with its shares listed on the Shenzhen Stock Exchange (stock code: 000963). Huadong Medicine spans the entire pharmaceutical industry chain through its four business segments, namely, pharmaceutical manufacturing, pharmaceutical commerce, medical aesthetics and industrial microbiology. It has developed into a large comprehensive pharmaceutical listed company integrating pharmaceutical R&D, production and marketing. It owns a number of first-line clinical medicines with strong market positions in China while focusing on the R&D of innovative drugs and high-tech barrier generic drugs in three core therapeutic areas, namely, endocrine, autoimmunity and oncology, by means of self-development, in-licensing and project cooperation. Zhongmei Huadong, a wholly-owned subsidiary of Huadong Medicine, focuses on the R&D, production and sales of pharmaceutical products, covering core areas in treatment of endocrine, transplantation immunity, chronic kidney disease and digestive disorders.

## INDEPENDENCE FROM OUR SINGLE LARGEST GROUP OF SHAREHOLDERS

### Management Independence

Our Board consists of nine Directors, including two executive Directors, four non-executive Directors and three independent non-executive Directors. Ms. Ma Honglan (馬紅蘭) (“**Ms. Ma**”), who is a supervisor of Zhongmei Huadong and an assistant to the chairperson of Huadong Medicine’s board of directors, is also our non-executive Director. We believe that we are able to carry on our business independently from our Single Largest Group of Shareholders from a management perspective for the following reasons:

- Ms. Ma, serving as our non-executive Director, is not involved in the daily management and business operations of our Group. Our daily management and business operations are carried out by our senior management team, all of whom have substantial experience in the industry in which our Group is engaged, and will therefore be able to make business decisions that are in the best interests of our Group;



## RELATIONSHIP WITH OUR SINGLE LARGEST GROUP OF SHAREHOLDERS

- as of the Latest Practicable Date, save as disclosed above, none of our Directors (including all independent non-executive Directors) or members of our senior management held any positions in our Single Largest Group of Shareholders. Accordingly, our management is independent from our Single Largest Group of Shareholders;
- each of our Directors is aware of his or her fiduciary duties as a Director which requires, among other things, that he or she acts for the benefit and in the best interests of our Group and does not allow any conflict between his or her duties as a Director and his or her personal interest;
- we have three independent non-executive Directors and certain matters of our Company must always be referred to the independent non-executive Directors for review; and
- we have adopted a series of corporate governance measures to manage conflicts of interest, if any, between our Group and our Single Largest Group of Shareholders, which would support our independent management. For more details, please refer to the paragraphs headed “— Corporate Governance Measures” in this section.

Based on the above, our Directors believe that our Board as a whole and together with our senior management are able to perform the managerial role in our Group independently from our Single Largest Group of Shareholders.

### **Operational Independence**

We do not rely on our Single Largest Group of Shareholders for our administration, staffing, sales and marketing or company secretarial functions. We have our own departments specializing in these respective areas which have been in operation and are expected to continue to operate separately and independently from our Single Largest Group of Shareholders. Our Group independently holds all the material intellectual property rights, licenses, qualifications and permits required for conducting our Group’s business.

## RELATIONSHIP WITH OUR SINGLE LARGEST GROUP OF SHAREHOLDERS

During the Track Record Period, we conducted certain transactions with our Single Largest Group of Shareholders and their associates, and such transactions are expected to continue upon the Listing and will constitute continuing connected transactions under Chapter 14A of the Listing Rules. For more details, please refer to the section headed “Connected Transactions” in this prospectus. However, in terms of nature and transaction amounts, these continuing connected transactions are not significant to us and do not affect our operational independence. The following table sets forth details of these transactions with our Single Largest Group of Shareholders and their associates during the Track Record Period:

	Year Ended December 31,				Six Months Ended			
	2021		2022		2023		June 30, 2024	
	% of revenue/ total purchase		% of revenue/ total purchase		% of revenue/ total purchase		% of revenue/ total purchase	
	Amount	cost	Amount	cost	Amount	cost	Amount	cost
<i>(RMB in thousands, except for percentages)</i>								
Total Purchase Cost	398,084	100.0%	246,652	100.0%	229,594	100.0%	100,886	100.0%
<i>Transaction</i>								
Medical								
Products/Equipment								
Procurement	11,674	2.9%	6,739	2.7%	7,535	3.3%	3,320	3.3%
Revenue	1,307,251	100.0%	1,125,405	100.0%	1,287,408	100.0%	702,360	100.0%
<i>Transactions</i>								
Revenue-Sharing Royalty								
Arrangement under the								
Liraglutide Transfer								
Agreements	-	-	-	-	2,415	0.2%	3,736	0.5%
Technology Development								
Services	-	-	-	-	8,000	0.6%	-	-
Manufacturing Services	-	-	-	-	29,254	2.3%	53,267	7.6%
Pharmaceutical Products								
Distribution Service	58,236	4.5%	70,854	6.3%	62,287	4.8%	24,130	3.4%
Subtotal	58,236	4.5%	70,854	6.3%	101,956	7.9%	81,133	11.5%

We operate our business independently from our Single Largest Group of Shareholders. We have independent production capabilities and independent access to our customers and suppliers. We also have our own R&D team, make our decisions relating to our R&D and maintain our pipeline products independently from Zhongmei Huadong.

Backed by our existing diverse and robust marketed product portfolio, strong financial results and operational independence in all material respects, our Directors are of the view that we are capable of operating independently from our Single Largest Group of Shareholders.

### **Financial Independence**

Our Group has an independent internal control, accounting and financial management system as well as an independent finance department which makes financial decisions according to our Group's own business needs. As of the Latest Practicable Date, there were no outstanding loans, or advances and balances of a non-trade nature due to or from, pledges or guarantees provided by or granted to our Single Largest Group of Shareholders, and we are capable of obtaining financing from independent third parties without relying on any guarantee or security provided by our Single Largest Group of Shareholders.

Based on the above, our Directors believe that we are capable of maintaining financial independence from our Single Largest Group of Shareholders. For our historical equity financing activities, please refer to the paragraphs headed "History, Development and Corporate Structure — Pre-IPO Investments" in this prospectus.

### **BUSINESS DELINEATION**

Our Directors believe that the Group's business is independent of and separate from that of Huadong Medicine (including its subsidiaries and associates), and that as of the Latest Practicable Date, there was no actual competition and it is not expected to have significant risk of cannibalization between our Group and our Single Largest Group of Shareholders, for the following reasons:

- ***Differentiation of products:*** Both our Group and our Single Largest Group of Shareholders are pharmaceutical companies with diversified product portfolios, targeting differentiated markets. There is no overlap between the marketed products of our Company and those of our Single Largest Group of Shareholders, and except for generic semaglutide products, there is no other overlap in our and Huadong Medicine's pipeline products. Therefore, our Directors believe that there is immaterial overlap in our and Huadong Medicine's targeted addressable market.
- ***Different development progress for semaglutide:*** Both of our Company and Zhongmei Huadong are developing generic semaglutide products, which are intended to tap an enormous market characterized by multiple players and competitors. For more details, please refer to the paragraphs headed "Industry Overview — Metabolic Disease Drugs Market — Semaglutide" in this prospectus. Regarding their respective development progress, our Company completed Phase III clinical trial for JY29-2 (Jiyoutai) for the treatment of T2DM in October 2023. Our NDA for JY29-2 (Jiyoutai) was accepted in April 2024 and we expect to obtain the NDA approval in the second half of 2025. In addition, we obtained the IND approval from the

NMPA in January 2024, initiated the Phase III clinical trial in October 2024, including a head-to-head study for JY29-2 with Wegovy as part of our Phase III clinical trial to evaluate JY29-2 (Jikeqin) for the treatment of obesity and overweight. As of the Latest Practicable Date, Zhongmei Huadong has completed the enrollment of all subjects for the Phase III clinical trials of its semaglutide injection for the treatment of T2DM, and has obtained the IND approval from the NMPA for the treatment of overweight.

- Separate supply chain:*** We have a different supplier chain from our Single Largest Group of Shareholders. We have established our own supplier selection and management system, and have formulated our own suppliers list. We take the initiative to collect supplier information and to identify suppliers that match our business needs. In addition, there are significant differences in terms of the raw materials used, especially the active ingredients or main components needed for the production of different drugs, e.g., the heparin sodium raw materials needed for the production of Yinuoqia and Jipailin. As there are a large number of suppliers in the industry offering the similar services and products at comparable prices, we do not rely on certain suppliers and can find alternative suppliers in the market within a reasonable time.
- Mature customer network:*** As of June 30, 2024, we have established a nationwide distribution network with over 600 distributors in China, covering 30 provinces, municipalities and autonomous regions. We manage our sales channel independently from our Single Largest Group of Shareholders.
- Independent research and development, and production:*** Huadong Medicine and our Group are operated independently and at arm's length from each other. We have our own R&D team, making our decisions relating to our R&D and pipeline products independently from Huadong Medicine. Except for that of liraglutide, the production of Huadong Medicine and our Group is carried out at different and separate production facilities. For those products from our Single Largest Group of Shareholders to which our Group provided R&D services, such as liraglutide, the key technology used is different from the technology used in our products. For more details, please refer to the paragraphs headed "Business — Our Products".
- No overlapping transaction involving semaglutide:*** In terms of developing and commercializing generic semaglutide products, there is no overlapping transactions between our Group and Huadong Medicine (including its subsidiaries and associates) involving the generic semaglutide products. Furthermore, we do not expect any overlap between Huadong Medicine (including its subsidiaries and associates) and us in terms of R&D personnel, manufacturing facilities, sales and marketing team and raw materials suppliers for generic semaglutide products in the future.

## RELATIONSHIP WITH OUR SINGLE LARGEST GROUP OF SHAREHOLDERS

- ***Independent management:*** Huadong Medicine and our Group are managed by different management teams. As of the Latest Practicable Date, although our non-executive Director Ms. Ma Honglan served at Huadong Medicine, there was no directorship or senior management overlap between our Group and Huadong Medicine, and Ms. Ma had not been and will not be involved in the day-to-day operation of our Group. We do not expect there is any material conflict of interest situation involving Huadong Medicine on the one hand and our Group on the other hand as a result of Zhongmei Huadong and Huadong Medicine being our Single Largest Group of Shareholder.
- ***Independent financial and accounting systems:*** Huadong Medicine and our Group have independent financial and accounting systems, which are reviewed by their respectively internal audit teams and external auditors separately.

Our Directors are of the view that the potential competition between our Group and our Single Largest Group of Shareholders regarding the generic semaglutide product is at the same level as that between our Group and other market players. Based on the due diligence work conducted, the Sole Sponsor concurs with the Directors' view.

Apart from the measures described under "Business — Our Business Model — Develop new growth driver through commercializing JY29-2", our Company also plans to implement the following strategies and measures to effectively commercialize our semaglutide product, JY29-2, maximizing its market potential and commercial value:

- ***Establishing a specialized team and expanding market reach:*** We will build and expand a dedicated team specializing in the field of endocrinology to drive the commercialization of JY29-2. In the meantime, leveraging our existing sales and marketing team, we are able to tap into our market expertise and established customer relationships to accelerate the product's market penetration. Furthermore, we will seek collaboration with third-party distributors to promote JY29-2, leveraging their networks and resources to broaden JY29-2's presence in both hospitals and retail markets.
- ***Deployment in retail pharmacies and E-commerce platforms:*** To further expand the distribution channels for JY29-2, we will proactively establish partnerships with retail pharmacies and e-commerce platforms. This approach ensures that JY29-2 will be readily available once launched. Through these channels, we not only aim to reach a wider consumer base but also utilize online marketing tools to increase JY29-2's visibility and accessibility.

- *Enhancing manufacturing capacity:* We plan to further enhance our manufacturing capacity by expanding our product sites and building new production lines, considering the growing demand for our products and commercial sales of future products. In particular, we plan to expand, in the near future, the manufacturing facilities for the production of JY29-2, our semaglutide biosimilar candidate, considering the significant but currently unmet market demand for semaglutide products both domestically and worldwide. We believe the new manufacturing facilities will provide strong support for our commercialization of JY29-2 and its API. We will also increase the utilization rate of our existing production sites.

## CORPORATE GOVERNANCE MEASURES

Our Group will comply with the provisions of the Corporate Governance Code, which sets out principles of good corporate governance.

Our Directors recognize the importance of good corporate governance in the protection of our Shareholders' interests. As of the date of this prospectus, we have adopted the following measures to safeguard good corporate governance standards and to manage potential conflicts of interest between our Group and our Single Largest Group of Shareholders:

- We have established internal control mechanisms to identify connected transactions, and we will comply with the applicable Listing Rules if we enter into connected transactions with our Single Largest Group of Shareholders or any of their associates after Listing;
- When a Board meeting is held for the matters in which any Director may have a material interest, such Director(s) shall abstain from voting on the relevant resolutions and shall not be counted in the quorum for the voting;
- Where a general meeting is to be held for considering proposed transactions in which our Single Largest Group of Shareholders have a material interest, our Single Largest Group of Shareholders will not vote on the resolutions and shall not be counted in the quorum in the voting;
- Our Directors will (i) report any conflict or potential conflict of interest involving our Single Largest Group of Shareholders and their associates to our independent non-executive Directors as soon as practicable upon becoming aware of such conflict; and (ii) raise concerns regarding any material irregular business activities. Directors with conflicts of interest (including those with overlapping positions with our Single Largest Group of Shareholders) will be required to abstain from participating in the Board meeting where resolutions with material potential conflicts of interest are discussed, unless specifically requested by a majority of independent non-executive Directors;

## RELATIONSHIP WITH OUR SINGLE LARGEST GROUP OF SHAREHOLDERS

- We have appointed three independent non-executive Directors, and we believe our independent non-executive Directors possess sufficient experience. They will review whether there is any conflict of interest between our Group and our Single Largest Group of Shareholders annually and provide impartial and professional advice to protect the interest of our minority Shareholders. For details of the independent non-executive Directors, please refer to the section headed “Directors, Supervisors and Senior Management” in this prospectus;
- In the event that our independent non-executive Directors are requested to review any conflict of interests between our Group and the Single Largest Group of Shareholders, the Single Largest Group of Shareholders shall provide the independent non-executive Directors with necessary support. We will disclose decisions on matters reviewed by the independent non-executive Directors either in the annual reports or by way of announcements as required by the Listing Rules;
- Where our Directors reasonably request the advice of independent professionals, such as financial advisors, the appointment of such independent professionals will be made at our Group’s expense;
- We have appointed Maxa Capital Limited as our Compliance Adviser to provide advice and guidance to us in respect of compliance with the Listing Rules, including various requirements relating to corporate governance;
- Our Audit Committee will conduct a review on the effectiveness of the above internal control measures on an annual basis; and
- Our Nomination Committee will from time to time review the independence of our Directors in terms of performing their duties as our Directors to ensure effective management of conflict of interest.

In particular, to avoid any potential cannibalization of our products by those we provide R&D services to Huadong Medicine, we have taken the following measures:

- Establishing an internal evaluation mechanism and continuously monitoring the market developments. Before deciding to provide R&D services to Huadong Medicine, we will conduct a comprehensive assessment of the potential impact of the project on our business, including the market positioning and layout of the respective products;
- Ensuring that the products for which we provide R&D service to Huadong Medicine are significantly different from those that generate our primary revenue in terms of target market, indications, and sales channels. We will not provide R&D services to Huadong Medicine for products that have overlapping indications or target markets with our own products; and



## RELATIONSHIP WITH OUR SINGLE LARGEST GROUP OF SHAREHOLDERS

- In the R&D service contracts with Huadong Medicine, clearly defining the ownership, scope of use, and duration of the research outcomes, as well as any potential competition restrictions. We will ensure that our intellectual property and technical secrets are protected during the R&D process.

Based on the above, our Directors are satisfied that sufficient measures have been put in place to manage conflicts of interest that may arise between our Group and our Single Largest Group of Shareholders and to protect minority Shareholders' interests after the Listing, and that the potential conflict of interests between our Group and our Single Largest Group of Shareholders are effectively mitigated.

## CONNECTED TRANSACTIONS

### OVERVIEW

Prior to the Listing, our Company has entered into a number of transactions with our connected persons in our ordinary and usual course of business. Upon the Listing, the transactions disclosed in this section will constitute continuing connected transactions under Chapter 14A of the Listing Rules.

### OUR CONNECTED PERSONS

Connected Persons	Connected Relationship
Zhongmei Huadong	Zhongmei Huadong is one of our substantial Shareholders.
Huadong Medicine	Huadong Medicine was the holding company of Zhongmei Huadong as of the Latest Practicable Date and therefore a connected person of our Company. In addition, Huadong Medicine's associate(s) (together with Huadong Medicine, the <b>"Huadong Medicine Connected Person(s)"</b> ) are also our connected persons.
Hangzhou Zhangtongtai Pharmaceutical Co., Ltd. (杭州張同泰藥業有限公司) ( <b>"Hangzhou Zhangtongtai"</b> )	Hangzhou Zhangtongtai is an associate of Hangzhou Huasheng, one of our substantial Shareholders. As of the Latest Practicable Date, Hangzhou Zhangtongtai was a subsidiary of Hangzhou Zhangtongtai Investment Management Co., Ltd. (杭州張同泰投資管理有限公司), which was owned as to 30.0% by Hangzhou Huasheng.

### SUMMARY OF OUR CONTINUING CONNECTED TRANSACTIONS

Transactions	Applicable Listing Rules	Waivers Sought	Historical Amounts for the				Proposed Annual Caps for		
			Year ended December 31,			Six months ended June 30,	the Year ending		
			2021	2022	2023	2024	2024	2025	2026

(RMB'000)

#### Partially Exempt Continuing Connected Transactions

*Subject to the reporting, announcement and annual review requirements but exempt from the circular and independent Shareholders' approval requirements*

1	Procurement Framework Agreement	14A.35 14A.76(2) 14A.105	Announcement requirement	11,700	6,700	7,500	3,300	11,800	14,100	17,000
---	---------------------------------	--------------------------------	--------------------------	--------	-------	-------	-------	--------	--------	--------

## CONNECTED TRANSACTIONS

Transactions	Applicable Listing Rules	Waivers Sought	Historical Amounts for the				Proposed Annual Caps for		
			Year ended December 31,			Six months ended June 30,	the Year ending December 31,		
			2021	2022	2023	2024	2024	2025	2026
(RMB'000)									

### Non-exempt Continuing Connected Transactions

*Subject to the reporting, annual review, announcement, circular, and independent Shareholders' approval requirements*

2	Revenue-Sharing Royalty Arrangement under the Liraglutide Transfer Agreements	14A.52 14A.81 14A.105	Announcement, independent Shareholders' approval requirements <sup>(1)</sup>	N/A	N/A	2,400	3,700	10,200	11,700	13,500
3	Technology Development Services Agreement	14A.81 14A.105	Announcement, independent Shareholders' approval requirements	N/A	N/A	8,000	-	N/A	12,000	N/A
4	Manufacturing Services Framework Agreement	14A.81 14A.105	Announcement, independent Shareholders' approval requirements	N/A	N/A	29,300	53,300	64,700	72,500	81,400
5	API Overseas Sales Arrangements	14A.52 14A.81 14A.105	N/A <sup>(2)</sup>	N/A	N/A	N/A	N/A	0	0	140
6	Pharmaceutical Products Distribution Framework Agreement	14A.105	Announcement, independent Shareholders' approval requirements	58,200	70,900	62,300	24,100	65,700	81,100	104,000

### Fully Exempt Continuing Connected Transaction

*Exempt from the reporting, announcement, annual review and independent Shareholders' approval requirements*

7	Medical Products Procurement	14A.76(1)	N/A	366	709	746	200	600	600	600
---	------------------------------	-----------	-----	-----	-----	-----	-----	-----	-----	-----

*Notes:*

(1) The waiver sought under the Revenue-Sharing Royalty Arrangement under the Liraglutide Transfer Agreements is for a period commencing from the Listing Date and ending on December 31, 2026. Our Company will comply with relevant requirements under Chapter 14A of the Listing Rules to obtain Shareholders' approval when the annual cap is required to be renewed after such period.

(2) Our Company has not applied for any waiver for the transaction under the API Overseas Sales Arrangements. Our Company undertakes to comply with Chapter 14A of the Listing Rules at the juncture when the actual and definite terms and conditions of the transaction are determined.

## PARTIALLY EXEMPT CONTINUING CONNECTED TRANSACTION

### 1. Procurement Framework Agreement

#### *Principal Terms*

On August 7, 2024, our Company entered into a procurement framework agreement with Huadong Medicine (on behalf of Huadong Medicine Connected Persons) (the “**Procurement Framework Agreement**”), pursuant to which Huadong Medicine Connected Persons will supply our Group with medical products and equipment, including (i) raw materials and medical consumables for drug production, and research and development; (ii) medical equipment for drug quality inspection; (iii) original pharmaceutical drugs for the Company’s research projects; and (iv) other supplementary services annexed to the procured equipment, such as transportation, installation, training and maintenance.

The term of the Procurement Framework Agreement will commence on the Listing Date until December 31, 2026 and may be renewed subject to the relevant requirements under the relevant laws, regulations, and the Listing Rules. Under the terms of the Procurement Framework Agreement, our Group and Huadong Medicine Connected Persons will enter into agreements or purchase orders to set out the specific terms and conditions for specific procurement of products or services.

#### *Reasons for the Transaction*

Huadong Medicine Connected Persons are principally engaged in the distribution and sales of medicines, medical consumables and equipment, and are known for their extensive range of product offerings.

As we have established a diversified pharmaceutical product portfolio, procurement of the relevant medical consumables and equipment and supplementary services is essential to our daily operation and is in line with our ordinary and usual course of business. Huadong Medicine Connected Persons have been providing us with medical consumables and equipment with high quality, stable and quick delivery at a reasonable price since 2001. We believe that Huadong Medicine Connected Persons are familiar with our safety and quality standards, and will be able to meet our demands efficiently.

## CONNECTED TRANSACTIONS

### *Pricing Policy*

The prices for procuring medical consumables and equipment, and supplementary services from Huadong Medicine Connected Persons will be charged at rates no less favorable than rates at which our Group pays independent third parties for comparable transactions and will be determined by the parties through arm's length negotiations with reference to, among others, (i) the prevailing market rates of comparable medical consumables and equipment, and supplementary services provided by the independent third parties; and (ii) the winning price in a public bidding process, determined through thorough assessment by our internal departments when the procurement of equipment valued at over RMB100,000.

### *Historical Transaction Amounts*

Our purchase amounts for the medical consumables and equipment, and supplementary services from Huadong Medicine Connected Persons were approximately RMB11.7 million, RMB6.7 million, RMB7.5 million and RMB3.3 million, for the years ended December 31, 2021, 2022 and 2023 and the six months ended June 30, 2024, respectively. We experienced a decreased trend in the purchase amounts during the Track Record Period primarily due to higher procurement costs of medical equipment of approximately RMB8.1 million in 2021 when we relocated our research center and purchased additional laboratory equipment to facilitate the smooth function of the new research center.

### *Annual Caps and Basis of Caps*

Our proposed annual caps of the transactions under the Procurement Framework Agreement for the years ending December 31, 2024, 2025 and 2026 are RMB11.8 million, RMB14.1 million and RMB17.0 million, respectively.

The proposed annual caps were estimated with reference to, amongst others, (i) the historical transaction amounts during the Track Record Period; (ii) our expected rising demands for medical products and equipment from Huadong Medicine Connected Persons in the following three years in line with our expected future business growth, our expanding pipeline and coverage of several marketed products, including Jifuwei; and (iii) the medical consumables and equipment, and supplementary services our Group expects to procure from Huadong Medicine Connected Persons.

### *Listing Rules Implications*

As one or more of the applicable percentage ratios in respect of the transactions under the Procurement Framework Agreement are expected to be more than 0.1% but all of them are less than 5% on an annual basis, such transactions will, upon the Listing, be subject to the reporting, announcement and annual review requirements but exempt from the circular and independent Shareholders' approval requirements under Chapter 14A of the Listing Rules.

## NON-EXEMPT CONTINUING CONNECTED TRANSACTIONS

### 2. Revenue-Sharing Royalty Arrangement under the Liraglutide Transfer Agreements

#### *Background*

##### *A. Exclusive transfer of liraglutide-related intellectual property to Zhongmei Huadong*

We have nearly 18 years of experience in metabolic disease drug development and initiated our research into the agonists to GLP-1 receptor in 2005. Based on our peptide drug technology platform, we developed the first biosimilar candidate to liraglutide.

In August 2017, we entered into an exclusive technology transfer agreement with Zhongmei Huadong in relation to the technology transfer and development of the T2DM indication (the “**Liraglutide Transfer Agreement (T2DM Indication)**”) and later in May 2019, we entered into an exclusive technology transfer agreement with Zhongmei Huadong in relation to the technology transfer and development of the obesity indication (the “**Liraglutide Transfer Agreement (Obesity Indication)**”, together with Liraglutide Transfer Agreement (T2DM Indication), the “**Liraglutide Transfer Agreements**”).

The backgrounds and reasons for entering into the Liraglutide Transfer Agreements are as follows: (i) at that time, we needed funds to develop our other product pipelines, including JY06 (Jixinfen) and JY29-2. The transfer fees as well as the subsequent revenue-sharing arrangement would provide us with immediate financial support and continuous cash flow, which is beneficial for our overall strategy and development plans; and (ii) the transfer helps us mitigate risks and costs in the drug development process. At that time, Huadong Medicine had established a strong market channel and commercialization capabilities in the diabetes field, while our Company relatively lacked experience in the diabetes market and did not have sufficient funds or personnel to develop the corresponding market channels. Therefore, cooperation between the two parties was the optimal solution to provide customers with high-quality medical products in a timely manner while achieving common goals for both parties.

Pursuant to the Liraglutide Transfer Agreements, as a one-off transaction, we exclusively transferred to Zhongmei Huadong the IND approval and relevant technology and intellectual property in relation to T2DM and obesity indications of liraglutide (the “**IP Subjects**”), including but not limited to (i) formulation and quality standards; (ii) all regulatory application materials and approvals; (iii) all research materials and technical data; and (iv) all related patents and patent applications. In addition, we agreed to collaborate with Zhongmei Huadong in preparing samples, conducting clinical trials, developing the technology for commercial production and filing for NDA, until Zhongmei Huadong obtained approval for sale.

## CONNECTED TRANSACTIONS

### *B. Transfer fees*

Under the Liraglutide Transfer Agreements, Zhongmei Huadong should pay us an RMB80.0 million transfer fee for T2DM indication and an RMB25.0 million transfer fee for obesity indication in installments. The transfer fee under each of the Liraglutide Transfer Agreements was determined based on the appraised value of the IP Subjects, being approximately RMB80.7 million and RMB25.3 million, assessed by an independent valuer using the Black-Scholes option pricing model. The valuation took into account various factors, including but not limited to (i) the estimated market value of the IP Subjects upon obtaining the relevant new drug production approval; (ii) the subsequent investment required for further development until obtaining the new drug production approval; (iii) the time needed for the commercialization of the new drug; and (iv) the volatility of the return on investment in the new drug.

Zhongmei Huadong received the NDA approval for the T2DM indication of liraglutide in March 2023 and received the NDA approval for the obesity indication of liraglutide in June 2023. As of the Latest Practicable Date, our rights to and interests in T2DM and obesity indications of liraglutide technology as well as the related documents and materials had been duly transferred to Zhongmei Huadong and we had received all transfer fees of RMB80.0 million and RMB25.0 million, respectively.

The following table sets forth details of the milestone payments received from Zhongmei Huadong under the Liraglutide Transfer Agreements:

	<b>Time of Payment</b>	<b>Amount</b> <i>RMB'000</i>
T2DM Indication	March 2018	48,000
	January 2019	24,000
	April 2023	8,000
		80,000
Subtotal		80,000
Obesity Indication	June 2019	15,000
	April 2022	7,500
	August 2023	2,500
		25,000
Subtotal		25,000



## CONNECTED TRANSACTIONS

### *C. Revenue-Sharing Royalty Arrangement*

In addition, pursuant to the Liraglutide Transfer Agreements, we are entitled to a 3.0% royalty based on the annual net sales of liraglutide by Zhongmei Huadong during the first six years of its commercial launch (the “**Revenue-Sharing Royalty Arrangement**”). The Revenue-Sharing Royalty Arrangement was determined after arm’s length negotiations between us and Zhongmei Huadong, taking into account (i) common practice in the pharmaceutical industry in respect of revenue sharing based on sales of products developed under the transferred intellectual property; and (ii) according to CIC, the average proportion of the net sales to be enjoyed by an intellectual property transferor under similar arrangements.

### *D. Subsequent collaboration regarding liraglutide*

To advance the parties’ collaboration in commercialization of liraglutide, Zhongmei Huadong and our Company may enter into separate agreements in relation to technology development and manufacturing in line with the industry practice. For more details in relation to the technology development and manufacturing services, please refer to the paragraphs headed “— Non-exempt Continuing Connected Transactions — 3. Technology Development Services Agreement” and “— Non-exempt Continuing Connected Transactions — 4. Manufacturing Services Framework Agreement” in this section.

### *E. Zhongmei Huadong’s right of overseas distribution of liraglutide’s API*

Under the Liraglutide Transfer Agreements, we reserved the right to sell liraglutide’s API to the overseas market. In April 2022, we entered into supplementary arrangements (the “**API Overseas Sales Arrangements**”) with Zhongmei Huadong, pursuant to which we granted Zhongmei Huadong the right to distribute liraglutide’s API in the overseas market. For more details, please refer to the paragraphs headed “— Non-exempt Continuing Connected Transactions — 5. API Overseas Sales Arrangements” in this section.

### *Principal Terms*

For details, please refer to the paragraphs headed “— Non-exempt Continuing Connected Transactions — 2. Revenue-sharing Royalty Arrangement under the Liraglutide Transfer Agreements — C. Revenue-Sharing Royalty Arrangement” in this section.

### *Reasons for the Revenue-Sharing Royalty Arrangement*

As the R&D of pharmaceutical products requires significant capital investment, it is a common industry practice for the primary drug developer to mitigate risks and costs associated with the drug development process by collaborating with other business partners.

## CONNECTED TRANSACTIONS

Zhongmei Huadong is a wholly-owned subsidiary of Huadong Medicine focusing on the R&D, production and sales of pharmaceutical products, covering core areas in treatment of diabetes, immune transplantation, chronic kidney disease and digestive disorders. Given our funding requirements for the development of other product pipelines at that time and recognizing the capabilities of Zhongmei Huadong, we entered into the Liraglutide Transfer Agreements to collaborate with Zhongmei Huadong to expedite the commercialization of liraglutide. Through the Revenue-Sharing Royalty Arrangement, we share revenue from liraglutide product sales, leveraging this opportunity to improve our financial results and improve our cash flow, which is beneficial to our overall strategy and product pipeline development. CIC has confirmed that the Liraglutide Transfer Agreements and the Revenue-Sharing Royalty Arrangement are in line with the market practice.

Therefore, taking into consideration of the above and that the Revenue-Sharing Royalty Arrangement is arrived at after arm's length negotiation and is in line with the industry average for similar arrangements, the Company believes the Revenue-Sharing Royalty Arrangement is fair and reasonable to the parties thereto, on normal commercial terms and in the interests of the Company and its Shareholders as a whole.

### *Historical Transaction Amounts*

Zhongmei Huadong had commenced the sales of liraglutide product by July 2023, and our Company is entitled to royalties in the amount of RMB2.4 million for 2023 and RMB3.7 million for the six months ended June 30, 2024.

### *Annual Caps and Basis of Caps*

The payment to be received from Zhongmei Huadong under the Revenue-Sharing Royalty Arrangement will be determined by the following formula:

Annual cap for the Revenue-Sharing Royalty Arrangement = 3% × annual net sales of liraglutide (excluding the value-added tax)

Our proposed annual caps of the transaction under the Revenue-Sharing Royalty Arrangement for the years ending December 31, 2024, 2025 and 2026 are RMB10.2 million, RMB11.7 million and RMB13.5 million, respectively. Our Industry Consultant is of the view, and the Sole Sponsor concurs, that the 3% royalty rate under the Revenue-Sharing Royalty Arrangement is comparable to market rates.

The proposed annual caps were estimated with reference to, amongst others, (i) our capacity to manufacture injection products of liraglutide in one year, as Zhongmei Huadong exclusively contracts us for the production; (ii) the anticipated annual sales of the liraglutide product with expected sales increasing in the second half of 2024; and (iii) the effective government-guided price for the liraglutide product governed by the National Healthcare Security Administration.

### 3. Technology Development Services Agreement

#### *Principal Terms*

In May 2019, our Company entered into a technology development services agreement with Zhongmei Huadong (the “**Technology Development Services Agreement**”) with a technology development term from 2017 to 2024, pursuant to which our Group would provide technology development services (excluding the clinical research) of liraglutide in relation to the T2DM indication to Zhongmei Huadong, and Zhongmei Huadong would make milestone payments to us accordingly.

The service scope under the Technology Development Service Agreement includes, among others, (i) research and development of prescription process and quality studies; (ii) scaling up of the manufacturing and optimizing the formulation; (iii) design of a new delivery device for liraglutide and the construction of the production line; and (iv) facilitating Zhongmei Huadong in applying for and obtaining NDA approval for the T2DM indication of liraglutide. The Technology Development Services Agreement is anticipated to conclude in 2024 upon the fulfillment of each of the relevant milestones as mentioned below.

#### *Reasons for the Transaction*

To facilitate the commercialization of liraglutide, Zhongmei Huadong needs to scale up its manufacturing and optimize formulation. Considering that we have the necessary manufacturing capabilities and refinement expertise for liraglutide’s production line, coupled with our extensive experience in liraglutide’s technology development, Zhongmei Huadong chooses us as a competent partner. Therefore, apart from the technology transfer agreements, we entered into (i) the Technology Development Services Agreement, and (ii) the Manufacturing Services Framework Agreement, providing technology development services and manufacturing services in respect of liraglutide. For more details, please refer to the paragraphs headed “— Non-exempt Continuing Connected Transactions — 4. Manufacturing Services Framework Agreement” in this section.

We believe the technology development services would assist Zhongmei Huadong in facilitating the commercialization of liraglutide, which is in line with market practice under similar technology transfer arrangements. In addition, our experience and expertise gained through providing the technology development services would yield valuable insights instrumental to our future commercialization efforts for our other GLP-1 receptor agonist and products.

## CONNECTED TRANSACTIONS

### *Pricing Policy*

The service fees charged by our Group from Zhongmei Huadong were determined by our Group and Zhongmei Huadong through arm's length negotiations with reference to a number of factors, among others, (i) the complexity and novelty of the technology involved, reflecting the level of expertise, resources as well as the cost of labor required; (ii) market benchmarks for similar technology development services in the industry; (iii) the anticipated scale of production of liraglutide, including the R&D expenses associated with scaling up manufacturing process; and (iv) the relevant research expenses required for the regulatory compliance and approval as to the T2DM indication of liraglutide.

### *Milestone Payments and Historical Transaction Amounts*

Pursuant to the Technology Development Services Agreement, the Company is entitled to receive an aggregate amount of RMB40.0 million milestone payment from Zhongmei Huadong according to the following schedule:

<b>Milestone</b>	<b>Payment</b>
(i) completion of the process scale-up studies on production capabilities	RMB20.0 million
(ii) completion of the development of the disposable injection pen form	RMB12.0 million
(iii) completion of the application for and obtaining NDA approval	RMB8.0 million

As of June 30, 2024, we have achieved milestone events (i) and (iii) with a total payment amount of RMB28.0 million. For the milestone event (ii), the production line of the disposable injection pen has completed installation and is under adjustment, and we expect the final acceptance and completion to take place by June 2025. As of the Latest Practicable Date, our Directors did not anticipate any material impediments to meeting the targeted timeline. For more details, see "Business — Collaboration Arrangements — Transfer Agreements of Liluping (Liraglutide) with Zhongmei Huadong" in this Prospectus.

### *Annual Cap and Basis of Cap*

Our proposed annual caps of the transactions under the Technology Development Services Agreement for the years ending December 31, 2024 and 2025 are RMB0 and RMB12.0 million, taking into account the estimated timing of the milestone event (ii) above is expected to occur in 2025.

#### 4. Manufacturing Services Framework Agreement

##### *Principal Terms*

On August 1, 2024, our Company entered into a manufacturing services framework agreement with Zhongmei Huadong (the “**Manufacturing Services Framework Agreement**”). Pursuant to the Manufacturing Services Framework Agreement, we will provide manufacturing services for API and injection products of liraglutide to Zhongmei Huadong and/or its associates. The term of the Manufacturing Services Framework Agreement will commence on the Listing Date until December 31, 2026 and may be renewed subject to the relevant requirements under the relevant laws, regulations, and the Listing Rules. Under the Manufacturing Services Framework Agreement, our Group and Zhongmei Huadong and/or its associates will enter into agreements to set out terms and conditions in respect of specific manufacturing services from time to time.

##### *Reasons for the Transaction*

Following Zhongmei Huadong’s receipt of NDA approval for the T2DM indication of liraglutide in March 2023, we entered into a one-year manufacturing services contract with Zhongmei Huadong in April 2023 for the API and injection products of liraglutide, which has been renewed for another year in April 2024. Considering our manufacturing capabilities and expertise in liraglutide, and the time required for Zhongmei Huadong to establish a full-process production line and reach its anticipated production capacity, we will continue to provide these manufacturing services in the near future.

Our longstanding cooperation with Zhongmei Huadong has allowed both our Group and Zhongmei Huadong to gain a comprehensive understanding of each other’s business and operational requirements, fostering a solid foundation of mutual trust. Leveraging our production capacity, we are able to provide quality manufacturing services to satisfy the needs of Zhongmei Huadong in our ordinary and usual course of business.

##### *Pricing Policy*

The service fees charged by our Group from Zhongmei Huadong and/or its associates will be no more favorable to such connected persons than that offered by our Group to other independent third parties for comparable transactions and will be determined by our Group and Zhongmei Huadong and/or its associates through arm’s length negotiations with reference to a number of factors, among others, (i) the nature and value of the relevant services rendered by our Group; (ii) the actual cost and expenses for the manufacturing services; and (iii) the market prevailing gross margin of comparable manufacturing services.

## CONNECTED TRANSACTIONS

### *Historical Transaction Amounts*

The amounts charged by our Group for the manufacturing services from Zhongmei Huadong were RMB0, RMB0, approximately RMB29.3 million and RMB53.3 million, for the years ended December 31, 2021, 2022 and 2023 and the six months ended June 30, 2024, respectively.

### *Annual Caps and Basis of Caps*

Our proposed annual caps of the transactions under the Manufacturing Services Framework Agreement for the years ending December 31, 2024, 2025 and 2026 are RMB64.7 million, RMB72.5 million and RMB81.4 million, respectively.

The proposed annual caps were estimated with reference to, amongst others, (i) our manufacturing capacity of liraglutide's API and injection products, the order placed by Zhongmei Huadong for the year of 2024 as well as the expected manufacturing demands from Zhongmei Huadong and/or its associates. Zhongmei Huadong had its liraglutide injection marketing authorization application for T2DM indication approved by NMPA in March 2023 and received the NDA approval for the obesity indication in June 2023, and thus there will be an increased need of the manufacturing services. The historical amount in 2023 may not represent an accurate demand of our manufacturing services from Zhongmei Huadong as it commenced sales of liraglutide in 2023; (ii) the production costs of liraglutide's API and injection products; and (iii) the prevailing market gross margin for comparable manufacturing services.

## **5. API Overseas Sales Arrangements**

Pursuant to the Liraglutide Transfer Agreements, we reserved the right to sell liraglutide's API to the overseas market. Furthermore, under the API Overseas Sales Arrangements, we granted Zhongmei Huadong a non-exclusive right to distribute liraglutide's API in the overseas market, except for 17 Middle Eastern and North African countries, where Zhongmei Huadong was granted an exclusive right. In return, Zhongmei Huadong should pay a sales royalty equal to 7% of the net sales generated from its overseas sales of liraglutide's API. This arrangement will extend for 15 years, commencing from the year Zhongmei Huadong achieves initial overseas sales of liraglutide's API. The API Overseas Sales Arrangements are of an indefinite term unless terminated by mutual consent.

As Zhongmei Huadong had not commenced selling liraglutide's API to the overseas market as of the Latest Practicable Date, there was no historical amount received by our Company from Zhongmei Huadong under the API Overseas Sales Arrangements. Our proposed annual caps of the transactions under the API Overseas Sales Arrangements for the years ending December 31, 2024, 2025 and 2026 are RMB0, RMB0 and RMB140,000, respectively. The proposed annual caps were estimated with reference to, among others, Zhongmei Huadong's expected selling efforts in the overseas market with regard to liraglutide's API and its expected scale of sales in the foreseeable future.

## CONNECTED TRANSACTIONS

The implementation of the API Overseas Sales Arrangements will be subject to the Company's compliance with Chapter 14A as and when necessary. The API Overseas Sales Arrangements have an indefinite term, so the Company should present the transaction to its general meeting for approval every three years before the transaction starts or before the expiration of the previously obtained Shareholders' approval (as the case may be), unless the Stock Exchange grants a waiver from strict compliance with Rule 14A.52.

### *Listing Rules Implications*

As the Revenue-Sharing Royalty Arrangement under the Liraglutide Transfer Agreements, the Technology Development Services Agreement, the Manufacturing Services Framework Agreement and the API Overseas Sales Arrangements are all in relation to liraglutide, these series of transactions contemplated under these agreements and arrangements (the "**Liraglutide Transactions**") shall be aggregated as if they were one transaction, pursuant to Rule 14A.81 of the Listing Rules. Based on the aggregated amount of the Liraglutide Transactions, as one or more of the applicable percentage ratios under the Listing Rules are expected to exceed 5% on an annual basis, the Liraglutide Transactions will, upon the Listing, be subject to the reporting, annual review, announcement and the independent Shareholders' approval requirements under Chapter 14A of the Listing Rules.

### *CIC's and the Sole Sponsor's view on the Royalty Fee Arrangement under the Revenue-Sharing Royalty Arrangement and the API Overseas Sales Arrangements*

As advised by CIC, the royalty fee in collaboration in China's pharmaceutical industry is typically in the range of single digits to low double digits. Therefore, the 3% and 7% of royalty to be received by us on Zhongmei Huadong's annual net sales of Liluping and the liraglutide API for six and fifteen years respectively, are in arm's length and our ordinary course of business.

Upon performing the following due diligence work, the Sole Sponsor concurs with CIC's view:

- (i) Obtaining underlying documents, including and among others,
  - (a) the historical business plan of the Company around the time when Liraglutide Transfer Agreements were concluded, and the future business plan of the Company in relation to the sale of Liraglutide API pursuant to the API Overseas Sales Arrangements;
  - (b) the agreements between the Group and Zhongmei Huadong over the years in relation to the sale of liraglutide product and liraglutide API (the "**Relevant Transactions**") as well as other transactions, to understand whether there is any term under the Relevant Transactions that was abnormal and noteworthy; and



## CONNECTED TRANSACTIONS

- (c) the valuation reports issued by an independent asset appraiser in relation to the sale of liraglutide product pursuant to the Liraglutide Transfer Agreements, to understand, among others, the methodology and basis of the valuation and the reasonableness of the terms of the Liraglutide Transfer Agreement including, among others, the fixed fees of the transfer and the profiting period of the commercialization of Liraglutide. As provided in the valuation reports, the profiting period of Liraglutide will be from 2021 to 2040, which is significantly longer than the six-year time limit that the Company will be entitled to the royalty payment pursuant to the Liraglutide Transfer Agreement;
- (ii) Discussing with the management of the Company to understand, among others, (a) background of the transactions in relation to the Relevant Transactions, (b) the business relationship between the Group and Zhongmei Huadong, and (c) the basis of the pricing and other commercial terms of the Relevant Transactions. In particulars, the Company confirmed that the Relevant Transactions have been, and will continue to be, carried out on an arm's length basis, and that the terms of the Relevant Transactions are fair and reasonable;
- (iii) Obtaining written back-to-back confirmations from the Company and the executive Directors confirming that, among others, the Relevant Transactions had been entered into during the Company's ordinary and usual course of business on normal commercial terms, and are fair and reasonable and in the interest of the Company and the Shareholders as a whole;
- (iv) Conducting an interview with Zhongmei Huadong to understand, among others, (a) background of the Relevant Transactions, (b) the business relationship between the Group and itself, and (c) the commercial terms of the Relevant Transaction, and it was confirmed by Zhongmei Huadong that the pricing arrangement of the Relevant Transactions are fair and reasonable and in line with market practice; and
- (v) Conducting research on royalty arrangements in transactions similar to the Relevant Transactions of other market players and discussing with the CIC, and understanding that the royalty arrangements pursuant to the Relevant Transactions are in line with market practice.

## 6. Pharmaceutical Products Distribution Framework Agreement

### *Principal Terms*

On August 1, 2024, our Company entered into a pharmaceutical products distribution framework agreement with Huadong Medicine (on behalf of Huadong Medicine Connected Persons) (the “**Pharmaceutical Products Distribution Framework Agreement**”), pursuant to which Huadong Medicine Connected Persons will help distribute our products to medical institutions and purchase from our Group pharmaceutical products for distribution to hospitals that are independent third parties.

The term of the Pharmaceutical Products Distribution Framework Agreement will commence on the Listing Date until December 31, 2026 and may be renewed subject to the relevant requirements under the relevant laws, regulations, and the Listing Rules. Under the Pharmaceutical Products Distribution Framework Agreement, our Group and Huadong Medicine will enter into agreements to set out the terms and conditions in respect of the distribution of specific pharmaceutical products from time to time.

### *Reasons for the Transaction*

Our principal business is the provision of medical devices, generic small molecule drugs, recombinant proteins and other marketed products. We sell our drug products primarily to third-party distributors, who are our direct customers and are responsible for on-selling and delivering our products to hospitals, other medical institutions and pharmacies. We have a seller-buyer relationship with our distributors. We retain no ownership over the products that we sell to them, and all significant risks and rewards associated with these products are transferred to them upon delivery to and acceptance by them. We believe this distribution model helps extend our coverage in a cost-effective manner while retaining proper control over our distribution network and marketing and promotion process. For more details of our distribution arrangement, please refer to the paragraphs headed “Business — Sales, Marketing and Distribution” in this prospectus.

Since 2000, we have been distributing our marketed products through Huadong Medicine Connected Persons. With their wide and developed distribution network, they were selected as our distributors in accordance with our distributor management policy from time to time. Under similar or comparable terms, we prefer Huadong Medicine Connected Persons for its good market reputation and their ample experience and solid foundation in this field and its long-term business relationship between us.

## CONNECTED TRANSACTIONS

### *Pricing Policy*

The prices for the pharmaceutical products provided by our Group to Huadong Medicine will be no more favorable to Huadong Medicine than those our Group offers to other distributors that are independent third parties for comparable transactions, and will be determined by our Group and Huadong Medicine Connected Persons through arm's length negotiations with reference to, among others, (i) the procurement prices announced by competent local authorities, namely, the provincial tendering offices; and (ii) the prices offered by our Group to independent third-party distributors for the relevant pharmaceutical products.

### *Historical Transaction Amounts*

Our sales of pharmaceutical products to Huadong Medicine Connected Persons were approximately RMB58.2 million, RMB70.9 million, RMB62.3 million and RMB24.1 million, for the years ended December 31, 2021, 2022 and 2023 and the six months ended June 30, 2024, respectively.

### *Annual Caps and Basis of Caps*

Our proposed annual caps for the transactions under the Pharmaceutical Products Distribution Framework Agreement for the years ending December 31, 2024, 2025 and 2026 are RMB65.7 million, RMB81.1 million and RMB104.0 million, respectively.

The proposed annual caps were estimated with reference to, amongst others, (i) the historical transaction amounts; (ii) the anticipated growth in market demands for our products from medical institutions, driven by the enhanced promotion efforts of our in-house sales and marketing team; and (iii) the potential effect of inflation and increment in operational costs, and potential price fluctuation of the raw materials in relation to the pharmaceutical products.

### *Listing Rules Implications*

As one or more of the applicable percentage ratios in respect of the transactions under the Pharmaceutical Products Distribution Framework Agreement are expected to exceed 5% on an annual basis, such transactions will, upon the Listing, be subject to the reporting, annual review, announcement and the independent Shareholders' approval requirements under Chapter 14A of the Listing Rules.

## CONNECTED TRANSACTIONS

### FULLY EXEMPT CONTINUING CONNECTED TRANSACTION

#### 7. Medical Products Procurement

During the Track Record Period, our Group procured medical products, including traditional Chinese medicine products, from Hangzhou Zhangtongtai from time to time for employee benefits and to a lesser extent, marketing purpose (the “**Medical Products Procurement**”). The transaction amounts under the Medical Products Procurement were approximately RMB366,000, RMB709,000, RMB746,000 and RMB200,000, for the years ended December 31, 2021, 2022 and 2023 and the six months ended June 30, 2024, respectively. It is anticipated that the Medical Products Procurement will continue in the foreseeable future and the expected amounts thereunder for the years ending December 31, 2024, 2025 and 2026 would be RMB600,000, RMB600,000 and RMB600,000, respectively.

The Medical Products Procurement is on normal commercial terms. The prices for medical products from Hangzhou Zhangtongtai will be charged at rates no less favorable than rates at which our Group pays independent third parties for comparable transactions and will be determined by the parties through arm’s length negotiations.

#### *Listing Rules Implications*

As all the applicable percentage ratios in respect of the Medical Products Procurement are expected to be less than 0.1% on an annual basis, the Medical Products Procurement will be fully exempt from the reporting, announcement, annual review and independent Shareholders’ approval requirements under Chapter 14A of the Listing Rules.

### INTERNAL CONTROL MEASURES FOR CONTINUING CONNECTED TRANSACTIONS

We have established the following internal control measures to closely monitor connected transactions and ensure that our existing and future connected transactions are on normal commercial terms that are no less favorable to our Group than terms available to or offered by independent third parties:

- We have adopted and implemented a management system for connected transactions. Under such system, the Audit Committee is responsible for overseeing compliance with relevant laws, regulations, our Group’s internal policies, and the Listing Rules in respect of the connected transactions. In addition, the Audit Committee, the Board, and the internal departments of our Group (including but not limited to the internal audit department and procurement department) are jointly responsible for evaluating the terms under the framework agreements for continuing connected transactions;

## CONNECTED TRANSACTIONS

- With respect to the fairness of the pricing policies and annual caps under the framework agreements with connected persons, our management team will regularly review them through the following procedures: (i) if a comparable market price is available, we will compare the proposed product price or service fee with the market price to ensure that the proposed product price or service fee will not be less favorable to us than the market price; and (ii) if no comparable market price is available, our procurement or sales department will conduct arm's length negotiation with the relevant connected persons to determine the terms in line with the relevant pricing policies based on a number of factors including prices offered by independent third parties, competition landscape, production costs and expenses, transaction volumes and etc.;
- After arm's length negotiation with the relevant connected persons and several rounds of internal assessment conducted on individual transactions based on the above factors by our Company's internal departments such as business department and treasury department, a final report will be made to our senior management who will approve individual transactions;
- Our internal audit department will regularly collect and monitor the transaction amount of continuing connected transactions to ensure timely assessment of whether the annual caps are exceeded or about to be exceeded; and
- Our independent non-executive Directors will also conduct an annual review on the partially exempt continuing connected transactions and non-exempt continuing connected transactions to ensure that such transactions have been entered into on normal commercial terms, are fair and reasonable, and are conducted according to the terms of the relevant framework agreement. The auditor of our Company will also conduct an annual review on the pricing and annual caps of the partially exempt continuing connected transactions and non-exempt continuing connected transactions.

## CONFIRMATION OF OUR DIRECTORS

Our Directors (including independent non-executive Directors) consider that (i) the partially exempt continuing connected transaction and the non-exempt continuing connected transactions have been and will be entered into in the ordinary and usual course of business of our Group, on normal commercial terms, are fair and reasonable and in the interests of our Group and Shareholders as a whole; (ii) the proposed annual caps in respect of the partially exempt continuing connected transaction and the non-exempt continuing connected transactions are fair and reasonable, and in the interests of our Group and Shareholders as a whole; and (iii) the term of transaction longer than three years under the Revenue-Sharing Royalty Arrangement is in accordance with normal business practice and is fair and reasonable, and in the interests of our Group and Shareholders as a whole.

## **CONFIRMATION OF THE SOLE SPONSOR**

The Sole Sponsor has reviewed the relevant information and historical figures prepared and provided by us in relation to the partially exempt continuing connected transaction and the non-exempt continuing connected transactions as set out above, obtained various representations and confirmations from us, and made reasonable inquiries. Based on the aforementioned due diligence work, the Sole Sponsor is of the view that (i) the partially exempt continuing connected transaction and the non-exempt continuing connected transactions as set out above have been and will be entered into in the ordinary and usual course of business of our Group, on normal commercial terms or better, are fair and reasonable and in the interests of our Group and Shareholders as a whole; (ii) the proposed annual caps in respect of the partially exempt continuing connected transaction and the non-exempt continuing connected transactions are fair and reasonable, and in the interests of our Group and Shareholders as a whole; and (iii) the term of transaction longer than three years under the Revenue-Sharing Royalty Arrangement is in accordance with normal business practice and is fair and reasonable, and in the interests of our Group and Shareholders as a whole.

## **WAIVERS FROM STRICT COMPLIANCE WITH THE LISTING RULES**

The transaction described under the paragraphs headed “Partially Exempt Continuing Connected Transaction” in this section will constitute our continuing connected transaction under the Listing Rules upon the Listing, which will be subject to the reporting, annual review and announcement requirements but exempt from independent Shareholders’ approval requirement under Chapter 14A of the Listing Rules.

The transactions described under the paragraphs headed “Non-exempt Continuing Connected Transactions” in this section (excluding the transaction under the API Overseas Sales Arrangements, for which the actual and definite terms and conditions have not yet been determined) will constitute our continuing connected transactions under the Listing Rules upon the Listing, which will be subject to the reporting, annual review, announcement and independent Shareholders’ approval requirements under Chapter 14A of the Listing Rules.

Pursuant to Rule 14A.105 of the Listing Rules, we have applied for, and the Stock Exchange has granted, waivers from strict compliance with (i) the announcement requirement under Chapter 14A of the Listing Rules in respect of the continuing connected transactions described under the paragraphs headed “Partially Exempt Continuing Connected Transaction” in this section, and (ii) the announcement and independent Shareholders’ approval requirements under Chapter 14A of the Listing Rules in respect of the continuing connected transactions described under the paragraphs headed “Non-exempt Continuing Connected Transactions” in this section (excluding the transaction under the API Overseas Sales Arrangements, for which the actual and definite terms and conditions have not yet been determined), subject to the conditions that (i) the Directors (including the independent non-executive Directors) and the Sole Sponsor are of the view that (a) these continuing connected transactions have been and will be entered into in the ordinary and usual course of our Company’s business, are conducted on normal commercial terms or better which are fair and reasonable, and are in the interests of our Company and its Shareholders as a whole; and (b) the proposed annual caps for these continuing connected transactions are fair and reasonable and in the interests of our Company and its Shareholders as a whole; and (ii) apart from the announcement and independent Shareholders’ approval requirements (as applicable) for which a waiver has been sought, our Company will comply with the relevant requirements under Chapter 14A of the Listing Rules.

## CONNECTED TRANSACTIONS

Apart from the above waivers sought on the strict compliance of the announcement and/or independent Shareholders' approval requirements, we will comply with the relevant requirements under Chapter 14A of the Listing Rules. In particular, the waiver sought under the Revenue-Sharing Royalty Arrangement under the Liraglutide Transfer Agreements is for a period commencing from the Listing Date and ending on December 31, 2026. Our Company will comply with relevant requirements under Chapter 14A of the Listing Rules to obtain Shareholders' approval when the annual cap thereof is required to be renewed. For the transaction under the API Overseas Sales Arrangements, our Company will comply with Chapter 14A of the Listing Rules at the juncture when the actual and definite terms and conditions of the transaction are determined.

If any terms of the transactions contemplated under the agreements mentioned above are altered or if our Group enters into any new agreements with any connected person in the future, we will fully comply with the relevant requirements under Chapter 14A of the Listing Rules unless we apply for and obtain a separate waiver from the Stock Exchange.

In the event of any future amendments to the Listing Rules imposing more stringent requirements than those applicable as of the Latest Practicable Date on the continuing connected transactions referred to in this section, we will take immediate actions to ensure compliance with such new requirements within a reasonable time.



## DIRECTORS, SUPERVISORS AND SENIOR MANAGEMENT

### OVERVIEW

The Board currently consists of nine Directors, including two executive Directors, four non-executive Directors and three independent non-executive Directors. The Directors serve for a term of three years and shall be subject to re-election upon retirement. The Board is responsible for and has the general power over the management and operation of our business, including determining our business strategies and investment plans, implementing resolutions passed at our general meetings, and exercising other powers, functions and duties as conferred by the Articles of Association. The Board also assumes the responsibilities for developing and reviewing the policies and practices of the Company on corporate governance, risk management, internal control and compliance with legal and regulatory requirements.

The Supervisory Committee currently consists of three Supervisors, including one employee representative Supervisor elected by our employees and two shareholder representative Supervisors elected at the Shareholders' general meetings. The Supervisory Committee is responsible for supervising the performance of duty of the Board and the senior management of the Company and overseeing the financial, internal control and risk conditions of the Company.

The senior management currently consists of six members who are responsible for our day-to-day management and operation.

### DIRECTORS

The following table sets forth the key information about the Directors as at the Latest Practicable Date.

Name	Age	Position	Responsibilities	Date of the first appointment as a Director	Date of joining the Group	Relationship with other Directors, Supervisors and senior management
Mr. Fu Hang (傅航)	61	Executive Director, chairman of the Board and general manager	Responsible for the overall strategy planning of our Group and business operations and making key business and operational decisions of our Group	February 2000	February 2000	None
Mr. Zhou Wei (周偉)	49	Executive Director, deputy general manager and general manager of pharmacy services	Responsible for the strategy planning and overall operation management of our Group's marketing business	May 2019	January 2014	None

# DIRECTORS, SUPERVISORS AND SENIOR MANAGEMENT

Name	Age	Position	Responsibilities	Date of the first appointment as a Director	Date of joining the Group	Relationship with other Directors, Supervisors and senior management
Ms. Ma Honglan (馬紅蘭)	54	Non-executive Director	Responsible for participating in major decisions on our Group's operations and development	October 2021	October 2021	None
Mr. Wu Shihang (吳詩航)	34	Non-executive Director	Responsible for participating in major decisions on our Group's operations and development	October 2021	October 2021	None
Mr. Albert Esteve Cruella	65	Non-executive Director	Responsible for participating in major decisions on our Group's operations and development	June 2007	June 2007	None
Mr. Fei Junjie (費俊傑)	28	Non-executive Director	Responsible for participating in major decisions on our Group's operations and development	May 2023	May 2023	None
Mr. Zhou Zhihui (周智慧)	43	Independent non-executive Director	Responsible for supervising and offering independent judgment to the Board	November 2023	November 2023	None
Ms. Ho Mei Yi (何美儀)	58	Independent non-executive Director	Responsible for supervising and offering independent judgment to the Board	November 2023	November 2023	None
Dr. Zhou Demin (周德敏)	58	Independent non-executive Director	Responsible for supervising and offering independent judgment to the Board	November 2023	November 2023	None

## DIRECTORS, SUPERVISORS AND SENIOR MANAGEMENT

### Executive Directors

**Mr. Fu Hang (傅航)**, aged 61, was appointed as our Director in February 2000. He served as our deputy general manager from February 2000 to December 2013. He has served as our general manager since January 2014 and was appointed as our chairman of the Board in November 2023. He was later re-designated as an executive Director in January 2024. He is primarily responsible for the overall strategy planning of our Group and business operations and making key business and operational decisions of our Group. He has also served as the executive director of Cosmotrust Biopharmaceutical, our wholly owned subsidiary, since June 2020 and is primarily responsible for its overall business operations.

Mr. Fu has more than 30 years of experience in pharmaceutical industry. Mr. Fu served in Hangzhou Huadong Pharmaceutical Factory (杭州華東製藥廠) from October 1988 to December 1992, with his last position as the head of the factory office. He served as the head of the general manager's office of Zhongmei Huadong from January 1993 to January 1996, where he also served as the head of the general manager's office and assistant to the general manager from January 1996 to February 2000. He served as the head of the integrated office of Hangzhou Huadong Medicine Group Co., Ltd. (杭州華東醫藥集團有限公司) from November 1997 to February 2000, where he also served as the director and deputy general manager from February 2003 to November 2019. Mr. Fu has served as the executive partner of Nanbeiju since July 2023.

Mr. Fu received a three-year college graduation certificate in industrial business management from Zhejiang Radio and Television University (浙江廣播電視大學) (currently known as Zhejiang Open University (浙江開放大學)) in December 1986, and a postgraduate graduation certificate in management science and engineering from Zhejiang University (浙江大學) in October 2003. Mr. Fu was recognized as a senior economist by Zhejiang Province Human Resources and Social Security Department (浙江省人力資源和社會保障廳) in December 2010. Mr. Fu was recognized as one of the Excellent Small and Medium Entrepreneurs of Hangzhou (杭州市優秀中小企業家) by Association for Small and Medium Enterprises of Hangzhou (杭州市中小企業協會) in December 2016 and was awarded the Model Worker Medal of Hangzhou (杭州市勞動模範獎章) jointly issued by Hangzhou Municipal Party Committee (中共杭州市委) and Hangzhou Municipal Government (杭州市人民政府) in 2022.

**Mr. Zhou Wei (周偉)**, aged 49, was appointed as our Director in May 2019. He was later re-designated as an executive Director in January 2024. He is primarily responsible for the strategy planning and overall operation management of our Group's marketing business. Mr. Zhou also served as the assistant to the general manager and general manager of marketing department of our Company from January 2014 to October 2017 and has served as the deputy general manager and general manager of pharmacy services of our Company since October 2017.

Mr. Zhou served in Zhejiang Kanglaite Pharmaceutical Co., Ltd. (浙江康萊特藥業有限公司) from August 1998 to December 2006, with his last position as the manager of sales department, and was responsible for pharmaceutical sales. He then consecutively served as the assistant to the general manager and then the deputy general manager in Zhejiang Kanglaite Medicines and Health Products Sales Co., Ltd. (浙江康萊特醫藥保健品銷售有限公司) from January 2007 to December 2013 and was primarily responsible for sales of pharmaceutical products.

## DIRECTORS, SUPERVISORS AND SENIOR MANAGEMENT

Mr. Zhou obtained a bachelor's degree in economic information management from Hangzhou College of Commerce (杭州商學院) (currently known as Zhejiang Gongshang University (浙江工商大學)) in July 1998.

### Non-executive Directors

**Ms. Ma Honglan (馬紅蘭)**, aged 54, was appointed as our Director in October 2021. She was later re-designated as a non-executive Director in January 2024. She is primarily responsible for participating in major decisions on our Group's operations and development.

Ms. Ma served consecutively as a cost accountant, the manager of accounting, an assistant to the financial manager and the financial manager of Zhongmei Huadong from July 1994 to July 2010. She then served as the financial controller of Huadong Medicine from July 2010 to November 2019, where she has served as an assistant to the chairperson of the board of directors since December 2019, assisting the chairperson of the board of directors in internal risk control and management. Ms. Ma currently holds positions as a director or supervisor in the following companies:

Company name	Position	Date of appointment
Bailing Health Science (Hangzhou) Co., Ltd. (柏瓚健康科學(杭州)有限公司)	Chairwomen of the board of directors	May 2021
Hangzhou Xinglian Health Technology Co., Ltd. (杭州杏聯健康科技有限公司)	Supervisor	April 2021
Chengdu Beaver Internet Hospital Co., Ltd. (成都海狸互聯網醫院有限公司)	Supervisor	January 2021
Meidi Bikang Technology (Shanghai) Co., Ltd. (美迪必康科技(上海)有限公司)	Executive director	September 2020
Huadong Medicine Investment Holding (Hong Kong) Limited (華東醫藥投資控股(香港)有限公司)	Director	June 2018
Huadong Medicine Aesthetics Investment (Hong Kong) Limited (華東醫藥醫美投資(香港)有限公司)	Director	June 2018
Huadong Medicine (Xi'an) Bodyguard Pharmaceutical Co., Ltd. (華東醫藥(西安)博華製藥有限公司)	Supervisor	December 2016
Hangzhou Huasheng Investment Management Co., Ltd. (杭州華晟投資管理有限公司)	Supervisor	November 2015
Zhongmei Huadong	Supervisor	July 2014

## DIRECTORS, SUPERVISORS AND SENIOR MANAGEMENT

Notwithstanding that Ms. Ma holds a number of directorships or supervisor roles in other companies, the Board believes that she will still be able to devote sufficient time to our Board because (i) each of the abovementioned companies is a group member of Huadong Medicine and Ms. Ma is able to handle their corporate affairs at a group level; (ii) none of the companies that Ms. Ma holds a directorship or supervisor role is a listed company that will require her devotion as much as a director in a listed company; (iii) several companies where Ms. Ma serves as a director, including Meidi Bikang Technology (Shanghai) Co., Ltd., Huadong Medicine Investment Holding (Hong Kong) Limited and Huadong Medicine Aesthetics Investment (Hong Kong) Limited, have relatively simple business models which require less time and effort from the management perspective; (iv) her supervisor roles in five of the abovementioned companies are non-executive in nature and do not require her participation in their day-to-day operation and management; and (v) with her background and experience, Ms. Ma is fully aware of the responsibilities and time involvement for a non-executive director. Ms. Ma has undertaken to devote sufficient time to attending to the matters of our Company and assess from time to time whether she is spending sufficient time in performing her responsibilities in our Company.

Ms. Ma obtained a bachelor of economics degree from Zhejiang Institute of Finance and Economics (浙江財經學院) (currently known as Zhejiang University of Finance and Economics (浙江財經大學)) in July 1994. Ms. Ma was recognized as Chinese Certified Public Accountant by the CPA Examination Committee of Ministry of Finance of the PRC (中華人民共和國財政部註冊會計師考試委員會) in May 2004 and a senior accountant by Zhejiang Province Human Resources and Social Security Department in April 2005. She obtained the Certificate of Senior Leading Accounting Talents (高級會計領軍人才證書) by Zhejiang Provincial Department of Finance (浙江省財政廳) in November 2007 and was recognized as a Class D High-level Talent of Hangzhou (杭州市高層次人才(D類)) jointly by the Talent Work Leading Group Office of the Communist Party of China Hangzhou Municipal Committee (中共杭州市委人才工作領導小組辦公室) and Hangzhou Municipal Bureau of Human Resources and Social Security of Hangzhou (杭州市人力資源與社會保障局) in March 2019. She also obtained the independent director of listed companies qualification certificate (上市公司獨立董事資格證書) issued by the Shenzhen Stock Exchange in November 2020.

## DIRECTORS, SUPERVISORS AND SENIOR MANAGEMENT

**Mr. Wu Shihang (吳詩航)**, aged 34, was appointed as a Director in October 2021 and is primarily responsible for participating in major decisions on our Group's operations and development. He was later re-designated as the non-executive Director in January 2024.

Mr. Wu has consecutively served as an investment specialist, a junior manager and now deputy manager of the investment management department of Inigma Technology Co., Ltd. (浙大網新科技股份有限公司) (a company listed on the Shanghai Stock Exchange (stock code: 600797)) since August 2015. Mr. Wu currently holds positions as a director or supervisor in the following companies:

Company name	Position	Date of appointment
Lin'an Yunying Data Technology Co., Ltd. (臨安雲盈數據科技有限公司)	Director	July 2023
Hangzhou Yunyingyun Data Co., Ltd. (杭州雲盈雲數據有限公司)	Director	November 2022
Zhejiang Numerical Safety Certificate Management Co., Ltd. (浙江省數字安全證書管理有限公司)	Director	April 2022
Ningbo Puze Intelligent Equipment Co., Ltd. (寧波普澤智能裝備有限公司)	Director	November 2021
Chengdu Wangxin Jiwei Cloud Data Technology Co., Ltd. (成都網新積微雲數據科技有限公司)	Supervisor	April 2021
Zhejiang Watone Cloud Data Technology Co., Ltd. (浙江華通雲數據科技有限公司)	Supervisor	September 2019

Mr. Wu obtained a bachelor's degree in finance from Dalian University of Technology (大連理工大學) in June 2012 and a master of science degree in finance from Clark University in the U.S. in May 2014.

**Mr. Albert Esteve Cruella**, aged 65, was appointed as a Director in June 2007 and is primarily responsible for participating in major decisions on our Group's operations and development. He was later re-designated as a non-executive Director in January 2024.

Mr. Esteve served in Laboratorios Dr. Esteve, S.A. primarily responsible for marketing of over-the-counter products from October 1983 to April 1986 and then served in Alpin, S.A. primarily responsible for marketing of over-the-counter drug and prescription drug products from May 1986 to December 1989. Mr. Esteve then served as a deputy managing director of Laboratorios Pen, S.A. from January 1990 to December 2001. He then served as the chief executive officer of Laboratorios Dr. Esteve S.A. from January 2002 to December 2017, and the chief executive officer of Esteve Química, S.A. from April 2006 to December 2017. He has served as the chairman of the board of directors of CQFE since December 2017, and has also served as the chairman of the board of directors of Esteve Healthcare, S.L. since October 2023.

## DIRECTORS, SUPERVISORS AND SENIOR MANAGEMENT

Mr. Esteve obtained a bachelor's degree in economics from the University of Barcelona in Spain in November 1983.

**Mr. Fei Junjie (費俊傑)** (formerly known as Fei Jiayuan (費佳圓)), aged 28, was appointed as a Director in May 2023 and is primarily responsible for participating in major decisions on our Group's operations and development. He was later re-designated as a non-executive Director in January 2024.

Mr. Fei served in the financial investment department of Hangzhou Investment from July 2021 to February 2023, primarily responsible for analysis of industry policies and developments and project supervision. He has then served in the financial service (industrial operation) department of the same company since March 2023 with same responsibilities. Mr. Fei currently holds positions as a director or supervisor in the following companies:

Company name	Position	Date of appointment
Hangzhou Property Rights Exchange Co., Ltd. (杭州產權交易所有限責任公司)	Director	May 2023
Hangzhou Cultural Property Exchange Co., Ltd. (杭州文化產權交易所有限公司)	Director	May 2023
Zhejiang Equity Trading Center Co., Ltd. (浙江股權服務集團有限公司)	Supervisor	May 2023
Zhejiang Zheshang Innovation Capital Management Co., Ltd. (浙江浙商創新資本管理有限公司)	Supervisor	May 2023

Mr. Fei obtained a bachelor of science degree in mathematics and applied mathematics from Zhejiang University of Technology (浙江工業大學) in June 2018 and a master of finance degree from Zhejiang University in June 2021.



## DIRECTORS, SUPERVISORS AND SENIOR MANAGEMENT

### Independent Non-executive Directors

**Mr. Zhou Zhihui (周智慧)**, aged 43, was appointed as an independent non-executive Director in November 2023. He is responsible for supervising and offering independent judgement to the Board.

Mr. Zhou consecutively served as a project manager, a deputy department manager, an assistant to the general manager of Taizhou Zhongtian Accounting Firm Co., Ltd. (台州中天會計師事務所有限公司) (currently known as Zhejiang Zhongyong Zhongtian Accounting Firm Co., Ltd. (浙江中永中天會計師事務所有限公司)) from July 2004 to December 2015. He then served as the general manager of Taizhou Zhongtian Tax Agent Co., Ltd. (台州中天稅務師事務所有限公司) (currently known as Taizhou Zhilian Zhongtian Accounting Firm Co., Ltd. (台州知聯中天稅務師事務所有限公司)) and an assistant to the general manager of Zhejiang Zhongyong Zhongtian Accounting Firm Co., Ltd. from December 2015 to December 2018. He then served as the deputy general manager of Zhejiang Zhongyong Zhongtian Accounting Firm Co., Ltd. from January 2019 to December 2021. He has served as the chairman of the board of directors of Zhejiang Zhongyong Zhongtian Accounting Firm Co., Ltd. and the general manager of Taizhou Zhilian Zhongtian Accounting Firm Co., Ltd. since January 2022. Mr. Zhou has also served as an independent director of Quzhou Oriental Group of Zhejiang Co., Ltd. (浙江衢州東方集團股份有限公司) (a company listed on the National Equities Exchange and Quotations (全國中小企業股份轉讓系統) (stock code: 833374)) since August 2023.

Mr. Zhou obtained a bachelor's degree in accounting from Zhejiang University of Finance and Economics in June 2004. He was recognized as a senior accountant by Zhejiang Province Human Resources and Social Security Department in February 2020 and a Chinese Certified Public Accountant by Zhejiang Provincial Institute of Certified Public Accountants (浙江省註冊會計師協會) in December 2012. He also obtained the Chinese Tax Advisers Qualification Certificate (中國稅務師資格證書) from Zhejiang Province Registered Tax Accountant Management Center (浙江省註冊稅務師管理中心) in November 2011. Mr. Zhou has also served as a managing member of Zhejiang Provincial Institute of Certified Public Accountants since September 2022 and a managing vice president of New Social Class Association of Taizhou (台州市新的社會階層人士聯誼會) since June 2022.

**Ms. Ho Mei Yi (何美儀)** (formerly known as Ho Ling (何玲)), aged 58, was appointed as an independent non-executive Director in November 2023. She is responsible for supervising and offering independent judgement to the Board.

Ms. Ho served as the administrative officer of legal section of Hang Seng Bank Limited (恒生銀行有限公司) (a company listed on the Stock Exchange (stock code: 0011)) from September 1997 to May 2001. Ms. Ho has served as the chairwoman of the board of the directors of Fortune Enterprise Holding Limited (海富企業控股有限公司) and is responsible for the major decisions and direction of the company since October 2001 and has served as a lawyer of Guangzhou Datong Law Firm (廣東大同律師事務所) since April 2004 focusing on Hong Kong-related cross-border investments.

## DIRECTORS, SUPERVISORS AND SENIOR MANAGEMENT

Ms. Ho obtained a bachelor of arts degree in English from Sun Yat-sen University (中山大學) in July 1988. She obtained a diploma in business management with distinction jointly awarded by Hong Kong Polytechnic (香港理工學院) (currently known as The Hong Kong Polytechnic University (香港理工大學)) and the Hong Kong Management Association (香港管理專業協會) in September 1994. She also completed the common professional examination (CPE) in the Manchester Metropolitan University in July 1997. Ms. Ho obtained the Lawyer's Qualification Certificate (律師資格證書) issued by the Ministry of Justice of the PRC (中華人民共和國司法部) in October 1995. She also passed the Paper 6 and Paper 1 of the Hong Kong Securities Institute's Licensing Examination for Securities and Futures Intermediaries in November 2011 and January 2012, respectively. In addition, Ms. Ho is currently the permanent honorary director of Federation of Hong Kong Guangdong Community Organization (香港廣東社團總會).

**Dr. Zhou Demin (周德敏)**, aged 58, was appointed as an independent non-executive Director in November 2023. He is responsible for supervising and offering independent judgement to the Board.

Dr. Zhou has served as professor of Peking University School of Pharmaceutical Sciences (北京大學藥學院) since September 2008, where he consecutively served as deputy dean from December 2009 to January 2016 and dean from January 2016 to July 2023. He is currently the director of State Key Laboratory of Natural and Biomimetic Drugs (天然藥物及仿生藥物國家重點實驗室). Dr. Zhou currently serves as a director in the following companies:

Company name	Position	Date of appointment
Chengdu Kanghong Pharmaceutical Group Co., Ltd. (成都康弘藥業集團股份有限公司) (a company listed on the Shenzhen Stock Exchange (stock code: 002773))	Independent director	August 2023
Lepu Biopharma Co., Ltd. (樂普生物科技股份有限公司) (a company listed on the Stock Exchange (stock code: 2157))	Independent non-executive director	December 2020
North China Pharmaceutical Co, Ltd. (華北製藥股份有限公司) (a company listed on the Shanghai Stock Exchange (stock code: 600812))	Independent director	May 2019

## DIRECTORS, SUPERVISORS AND SENIOR MANAGEMENT

Dr. Zhou obtained a bachelor of science degree in chemistry from the pharmaceutical college of Beijing Medical University (北京醫科大學) (currently known as Peking University Health Science Center (北京大學醫學部)) in July 1990 and a doctorate of science from the same university in July 1996. Dr. Zhou has been certified by Peking University (北京大學) as a professor since September 2008. Dr. Zhou was also recognized as “973 Chief Scientist” (973首席科學家) by Ministry of Science and Technology of the PRC (中華人民共和國科學技術部) in 2010, and “Changjiang Scholar Distinguished Professor” (長江學者特聘教授) by Ministry of Education of the PRC (中華人民共和國教育部) in 2013. He has also served as a vice chairman of the council of Beijing Pharmaceutical Society (北京藥學會) since June 2017 and a vice chairman of the professional committee on pharmaceutical chemistry of Chinese Pharmaceutical Association (中國藥學會) since September 2020.

### SUPERVISORS

The following table sets forth the key information about the Supervisors.

Name	Age	Position	Responsibilities	Date of appointment as a Supervisor	Date of joining the Group	Relationship with other Directors, Supervisors and senior management
Mr. Ye Jiancai (葉建才)	55	Chairman of the Supervisory Committee	Responsible for the overall operation of the Supervisory Committee and overseeing the performance of our Directors and senior management	November 2023	January 2012	None
Mr. Xu Feihu (徐飛虎)	47	Supervisor	Responsible for overseeing our operational and financial activities	November 2023	August 2003	None
Ms. Zhao Fei (趙飛)	36	Employee representative Supervisor	Responsible for overseeing our operations and human resources management	November 2023	August 2015	None

## DIRECTORS, SUPERVISORS AND SENIOR MANAGEMENT

**Mr. Ye Jiancai (葉建才)**, aged 55, was appointed as our chairman of the Supervisory Committee in November 2023. He is responsible for the overall operation of the Supervisory Committee and overseeing the performance of our Directors and senior management. Mr. Ye has also served as our manager of the risk management and audit department since January 2012 in charge of the risk management, internal control and internal audit of our Company.

Mr. Ye served as an accountant of Dengjiabu Rice Seed Farm of Jiangxi Province (江西省鄧家埠水稻原種場) from August 1991 to April 1998. He then served at Huiren Group Co., Ltd. (匯仁集團有限公司) from March 1998 to June 2011 with his last position as the head of supervision and audit department.

Mr. Ye received a three-year college graduation certificate in financial accounting from Jiangxi Agricultural University (江西農業大學) in July 1991. He also obtained an Accountant Qualification issued by the Ministry of Finance of the PRC (中華人民共和國財政部) in October 1994. Mr. Ye passed the Certified Public Accountants Examination in April 1998 and obtained the Certificate of Certified Public Accountant issued by Jiangxi Provincial Institute of Certified Public Accountants (江西省註冊會計師協會) in December 2012.

**Mr. Xu Feihu (徐飛虎)**, aged 47, was appointed as our Supervisor in November 2023. He is responsible for overseeing our operational and financial activities.

Mr. Xu has served in our Company in charge of project evaluation and management of intellectual property since August 2003. He served as a researcher and then a manager of our Company from August 2003 to January 2010. He then served as a deputy chief engineer and then chief engineer of our Company from February 2010 to December 2015. After that, Mr. Xu served as the manager of the information and intelligence department and then the manager of the development department of our Company from January 2016 to February 2023. Mr. Xu has served as our deputy director of intellectual property and manager of our development department since March 2023.

Mr. Xu obtained a bachelor's degree in bioscience and technology and a master's degree in biophysics from Zhejiang University in June 2000 and June 2003, respectively. Mr. Xu was recognized as a senior engineer in development of new drugs by Zhejiang Province Human Resources and Social Security Department in December 2011 and a National Patent Information Practitioner Talent (全國專利信息實務人才) by the China National Intellectual Property Administration (國家知識產權局) in April 2016. He was also awarded the China Patent Excellence Award (中國專利優秀獎) both in November 2011 and November 2015 by the China National Intellectual Property Administration.

**Ms. Zhao Fei (趙飛)**, aged 36, was appointed as our employee representative Supervisor in November 2023. She is responsible for overseeing our operations and human resources management. Ms. Zhao has also served as the head of policy compliance of our Company since August 2015.

Prior to joining our Company, Ms. Zhao served as a legal assistant of Zhejiang Anting Law Firm (浙江岸亭律師事務所) from April 2015 to August 2015.

## DIRECTORS, SUPERVISORS AND SENIOR MANAGEMENT

Ms. Zhao obtained a bachelor's degree in law from Zhejiang Wanli University (浙江萬里學院) in June 2010. Ms. Zhao obtained the Legal Profession Qualification Certificate (法律職業資格) issued by the Ministry of Justice of the PRC in March 2015.

### SENIOR MANAGEMENT

The following table sets forth the key information about the senior management of the Company.

Name	Age	Position	Responsibilities	Date of appointment as senior management	Date of joining the Group	Relationship with other Directors, Supervisors and senior management
Mr. Fu Hang (傅航)	61	Executive Director, chairman of the Board and general manager	Responsible for the overall strategy of our Group and business operations and making key business and operational decisions of our Group	February 2000	February 2000	None
Mr. Zhou Wei (周偉)	49	Executive Director, deputy general manager and general manager of pharmacy services	Responsible for the overall management of our Group's marketing business	October 2017	January 2014	None
Mr. Sun Handong (孫漢棟)	53	Deputy general manager and chief manager of the research and development center	Responsible for the research and development	October 2017	January 1994	None
Mr. Li Hui (李輝)	52	Deputy general manager and the chief manager of the manufacturing center	Responsible for production, technical improvements, supply, engineering and environment, health and safety ("EHS") management	October 2017	April 1994	None

## DIRECTORS, SUPERVISORS AND SENIOR MANAGEMENT

Name	Age	Position	Responsibilities	Date of appointment as senior management	Date of joining the Group	Relationship with other Directors, Supervisors and senior management
Ms. Huang Xiu (黃秀)	47	Secretary to the Board and a joint company secretary	Responsible for matters related to our Board of Directors	November 2023	July 2007	None
Ms. Yang Yanmei (楊研美)	35	Financial controller	Responsible for the overall financial management and financial matters, building the Company's financial system, internal control system, capital control system, financial and tax analysis and decision-making process, as well as optimizing compliance and risk control mechanisms	November 2023	May 2021	None

For the biographical details of Mr. Fu Hang and Mr. Zhou Wei, please refer to the paragraphs headed “— Directors” in this section.

**Mr. Sun Handong (孫漢棟)**, aged 53, has served as a deputy general manager of our Company and the chief manager of our research and development center since October 2017. Mr. Sun is responsible for the research and development of our Company.

Mr. Sun has over 30 years of experience in drug research and development. He served as a clerk in bioengineering research department of Zhongmei Huadong from July 1993 to December 1993, where he was primarily engaged in the development of new products. He has then consecutively served in our Company since January 1994 as a technician, an assistant to the general engineer and the manager of the No. 1 manufacturing department, the manager of the strategy department, the manager of the external collaboration department, the manager of the development department, deputy general engineer, general engineer, the chief manager of the research and development center and now the deputy general manager of our Company and the chief manager of the research and development center.

Mr. Sun obtained a bachelor of engineering degree in biochemical engineering from East China University of Science and Technology (華東理工大學) in July 1993 and a master's degree in business administration from Zhejiang University in March 2005. Mr. Sun was awarded the First Prize of Hangzhou Scientific and Technological Progress (杭州市科學技術進步獎一等獎) in November 1998, the Second Prize of Zhejiang Province Scientific and Technological Progress (浙江省科技進步獎二等獎) in December 1998 and the First Pharmaceutical Science and Technology Award of Zhejiang Pharmaceutical Society (首屆浙江省藥學會醫藥科技獎) in May 2011. He was certified as a senior engineer in



## DIRECTORS, SUPERVISORS AND SENIOR MANAGEMENT

biopharmaceuticals by Zhejiang Province Human Resources and Social Security Department in November 2004 and was recognized as one of the Hangzhou “131” Talents (杭州市131人才) by Hangzhou New Century Talent Project Coordination Group Office (杭州市新世紀人才工程協調小組辦公室) in August 2006 and Worker Model of Hangzhou (杭州市勞動模範) by Hangzhou Municipal Government in April 2012. Mr. Sun was also recognized as a Class D High-level Talent of Hangzhou (杭州市高層次人才(D類)) jointly by the Talent Work Leading Group Office of the Communist Party of China Hangzhou Municipal Committee (中共杭州市委人才工作領導小組辦公室) and Hangzhou Municipal Bureau of Human Resources and Social Security of Hangzhou (杭州市人力資源與社會保障局) in July 2023.

**Mr. Li Hui (李輝)**, aged 52, has served as a deputy general manager of our Company since October 2017 and the chief manager of our manufacturing center since March 2022. Mr. Li is responsible for the production, technical improvements, supply, engineering and EHS management of our Company.

Mr. Li joined our Company in April 1994. He consecutively served as a technician responsible for fermentation process development and production, the manager of the manufacturing department in charge of production management, an assistant to the general manager and now a deputy general manager of our Company and the chief manager of our manufacturing center.

Mr. Li obtained a bachelor of science degree in biology science and technology from Zhejiang University in July 1993. He was recognized as a senior engineer by Zhejiang Province Human Resources and Social Security Department in December 2003 and one of the Hangzhou “131” Talents by Hangzhou New Century Talent Project Coordination Group Office in August 2006. Mr. Li was also awarded the May 1st Labor Medal of Hangzhou (杭州市五一勞動獎章) by Federation of Trade Union of Hangzhou (杭州市總工會) in April 2017.

**Ms. Huang Xiu (黃秀)**, aged 47, was appointed as the secretary to our Board in November 2023. Ms. Huang is responsible for matters related to our Board of Directors. Ms. Huang was also appointed as one of our joint company secretaries in January 2024, with her appointment taking effect on the Listing Date.

Ms. Huang joined our Company in July 2007. She consecutively served as a deputy director of the general manager, deputy manager of the human resources department, manager of the general manager office, assistant to the general manager, our Supervisor, manager of the human resources department and now our secretary to the Board.

Ms. Huang obtained a bachelor of agronomy degree in sericultural science from Zhejiang University in June 1999 and a master’s degree in law from Northwest University of Political Science and Law (西北政法大學) in July 2007. Ms. Huang also obtained the Legal Profession Qualification Certificate (法律職業資格) issued by the Ministry of Justice of the PRC in February 2009.



## DIRECTORS, SUPERVISORS AND SENIOR MANAGEMENT

**Ms. Yang Yanmei (楊研美)**, aged 35, was appointed as our financial controller in November 2023. Ms. Yang is responsible for the overall financial management and financial matters, building the Company's financial system, internal control system, capital control system, financial and tax analysis and decision-making process, as well as optimizing compliance and risk control mechanisms. Prior to that, Ms. Yang served as the manager of our financial department from May 2021 to November 2023.

Prior to joining our Company, Ms. Yang worked at Zhejiang Jinhao Transportation Construction Co., Ltd. (浙江錦豪交通工程有限公司) from March 2010 to October 2014. She then served as a senior manager of the funds department of Zhejiang Welbon Pulp and Paper Group Co., Ltd. (浙江萬邦漿紙集團有限公司) from October 2014 to June 2017. She also worked at Hangzhou Yuanda Bio-pharmaceutical Co., Ltd. (杭州遠大生物製藥有限公司) from July 2017 to February 2021 with her last position as a manager of the financial department.

Ms. Yang graduated from Changsha University of Science and Technology (長沙理工大學) majoring in accounting computerization in July 2011 and then obtained a master's degree in accounting from the same university in June 2014. She also obtained the Intermediate Accounting Professional Qualification (中級會計專業技術資格) issued by the Ministry of Human Resources and Social Security of the PRC (中華人民共和國人力資源和社會保障部) in September 2019 and has been a certified management accountant with the Institute of Certified Management Accountants in the United States since June 2021.

### GENERAL

As of the Latest Practicable Date, to the best of the knowledge, information and belief of the Directors after having made all reasonable enquiries,

- (i) save as disclosed above, none of the Directors, Supervisors or members of the senior management has held any directorship in any public company the securities of which are listed on any securities market in Hong Kong or overseas during the three years immediately preceding the date of this prospectus;
- (ii) none of the Directors, Supervisors or members of the senior management of the Company was related to any other Directors, Supervisors and members of the senior management;
- (iii) save as disclosed in the section headed "Statutory and General Information" set out in Appendix VI to this prospectus, none of the Directors, Supervisors or general manager of the Company held any interest in the Shares which would be required to be disclosed pursuant to Part XV of the Securities and Futures Ordinance; and
- (iv) there was no additional matter with respect to the appointment of the Directors or Supervisors that needs to be brought to the attention of the Shareholders, and there was no additional information relating to the Directors or Supervisors that is required to be disclosed pursuant to Rules 13.51(2)(h) to (v) of the Listing Rules.

## DIRECTORS, SUPERVISORS AND SENIOR MANAGEMENT

### CONFIRMATION FROM OUR DIRECTORS

#### Rule 8.10 of the Listing Rules

As of the Latest Practicable Date, none of our Directors and their respective close associates had any interest in any business which competes or is likely to compete, either directly or indirectly with our Group's business which would require disclosure under Rule 8.10 of the Listing Rules.

#### Rule 3.09D of the Listing Rules

Each of our Directors confirmed that he or she (i) had obtained the legal advice referred to under Rule 3.09D of the Listing Rules in January 2024, and (ii) understood his or her obligations as a director of a listed issuer under the Listing Rules.

#### Rule 3.13 of the Listing Rules

Each of our independent non-executive Directors had confirmed (i) his or her independence as regards each of the factors referred to in Rules 3.13(1) to (8) of the Listing Rules; (ii) that he or she had no past or present financial or other interest in the business of the Company or its subsidiary or any connection with any core connected person of the Company under the Listing Rules as of the Latest Practicable Date; and (iii) that there were no other factors that may affect his or her independence at the time of his or her appointments. Each of our independent non-executive Directors will inform us and the Stock Exchange as soon as practicable if there is any subsequent change of circumstances which may affect his or her independence.

### JOINT COMPANY SECRETARIES

The Company has appointed Ms. Huang Xiu and Ms. Ho Wing Nga (何詠雅) as our joint company secretaries. For the biographical details of Ms. Huang, please refer to the paragraphs headed “— Senior Management” in this section.

**Ms. Ho Wing Nga (何詠雅)** was appointed as one of our joint company secretaries in May 2024, with her appointment taking effect on the Listing Date.

Ms. Ho has over 25 years of experience in corporate governance services. She currently serves as the Managing Director of Computershare Hong Kong Investor Services Limited and the joint company secretary and company secretary for various companies listed on the Stock Exchange.

Ms. Ho obtained a master's degree in corporate governance from the Hong Kong Polytechnic University in December 2006 and became an associate of The Hong Kong Chartered Governance Institute (the “HKCGI”, previously known as the Hong Kong Institute of Chartered Secretaries) in the same month. In March 2015, Ms. Ho became a fellow of both the HKCGI and The Chartered Governance Institute. She is also a holder of the practitioner's endorsement of HKCGI and a member of The Hong Kong Institute of Directors.

## DIRECTORS, SUPERVISORS AND SENIOR MANAGEMENT

### BOARD COMMITTEES

We have established three Board Committees in accordance with the relevant PRC laws and regulations, the Articles of Association and the Corporate Governance Code, namely the Audit Committee, the Nomination Committee and the Remuneration and Appraisal Committee.

#### Audit Committee

We have established an Audit Committee with written terms of reference in compliance with Rule 3.21 of the Listing Rules and paragraph D.3 of the Corporate Governance Code. The Audit Committee consists of three Directors, namely Mr. Zhou Zhihui (周智慧), Ms. Ho Mei Yi (何美儀) and Dr. Zhou Demin (周德敏), with Mr. Zhou Zhihui (周智慧) currently serving as the chairman. Mr. Zhou Zhihui (周智慧) has the appropriate professional experiences as required under Rules 3.10(2) and 3.21 of the Listing Rules. The primary duties of the Audit Committee include, but are not limited to, the following:

- (i) proposing the appointment or change of external auditors to our Board, monitoring the independence of external auditors and evaluating their performance;
- (ii) examining the financial information of the Company and reviewing financial reports and statements of the Company;
- (iii) examining the financial reporting system, the risk management and internal control system of the Company, overseeing their efficiency and implementation and making recommendations to our Board; and
- (iv) dealing with other matters that are authorized by the Board.

#### Nomination Committee

We have established a Nomination Committee with written terms of reference in compliance with Rule 3.27A of the Listing Rules and paragraph B.3 of the Corporate Governance Code. The Nomination Committee consists of three Directors, namely Mr. Fu Hang (傅航), Dr. Zhou Demin (周德敏) and Ms. Ho Mei Yi (何美儀), with Ms. Ho Mei Yi (何美儀) currently serving as the chairwoman. The primary duties of the Nomination Committee include, but are not limited to, the following:

- (i) conducting extensive search and providing our Board with suitable candidates for our Directors, general managers and other members of the senior management;
- (ii) reviewing the structure, size and composition of our Board (including but not limited to skills, knowledge and experience) at least annually and make recommendations on any proposed changes to the Board to complement the Company's corporate strategy;

## DIRECTORS, SUPERVISORS AND SENIOR MANAGEMENT

- (iii) researching and developing standards and procedures for the election of our Board members, general managers and members of the senior management, and making recommendations to our Board;
- (iv) assessing the independence of the independent non-executive Directors; and
- (v) dealing with other matters that are authorized by the Board.

### Remuneration and Appraisal Committee

We have established a Remuneration and Appraisal Committee with written terms of reference in compliance with Rule 3.25 of the Listing Rules and paragraph E.1 of the Corporate Governance Code. The Remuneration and Appraisal Committee consists of three Directors, namely Dr. Zhou Demin (周德敏), Mr. Zhou Wei (周偉), and Mr. Zhou Zhihui (周智慧), with Dr. Zhou Demin (周德敏) currently serving as the chairman. The primary duties of the Remuneration and Appraisal Committee include, but are not limited to, the following:

- (i) advising our Board on the overall remuneration plan and structure of our Directors and senior management and the establishment of transparent and formal procedures for determining the remuneration policy of the Company;
- (ii) monitoring the implementation of the remuneration system of the Company;
- (iii) making recommendations on the remuneration packages of our Directors and senior management; and
- (iv) dealing with other matters that are authorized by the Board.

### CORPORATE GOVERNANCE CODE

The Company is committed to achieving a high standard of corporate governance with a view to safeguarding the interests of our Shareholders. To accomplish this, the Company intends to comply with the Corporate Governance Code set out in Appendix C1 to the Listing Rules and the Model Code for Securities Transactions by Directors of Listed Issuers set out in Appendix C3 to the Listing Rules after the Listing.

Pursuant to code provision C.2.1 of Part 2 of the Corporate Governance Code, companies listed on the Stock Exchange are expected to comply with, but may choose to deviate from the requirement that the responsibilities between the chairperson and the general manager should be segregated and should not be performed by the same individual. We do not have a separate chairperson and general manager and Mr. Fu Hang currently performs these two roles. The Board believes that vesting the roles of both the chairperson and general manager in the same person has the benefit of ensuring consistent leadership within the Group and enables more effective and efficient overall strategic planning for the Group. The Board considers that the balance of power and authority for the present arrangement will not be impaired and this structure will enable

## DIRECTORS, SUPERVISORS AND SENIOR MANAGEMENT

the Company to make and implement decisions promptly and effectively. The Board will continue to review and consider splitting the roles of the chairperson of the Board and the general manager of the Company if and when it is appropriate taking into account the circumstances of the Group as a whole.

Save as disclosed above, the Company intends to comply with all code provisions under the Corporate Governance Code after the Listing.

### BOARD DIVERSITY POLICY

We have adopted the board diversity policy which sets out the objective and approach for achieving and maintaining the diversity of the Board in order to enhance its effectiveness. In accordance with the board diversity policy, the Company seeks to achieve board diversity by taking into account a number of factors, including but not limited to gender, age, cultural and educational background, professional experience, skills, knowledge and/or length of service. The ultimate selection of Board candidates will be based on merit and potential contribution to our Board having due regard to the benefits of diversity on the Board and also the specific needs of the Company without focusing on a single diversity aspect. Our Directors have a balanced mix of knowledge and skills, including overall management and strategic development as well as knowledge and experience in areas such as medicine and pharmaceutical research. They obtained degrees in various areas including medicine, mathematics, economics and accounting. Furthermore, our Board has a diverse age representation ranging from 28 years old to 65 years old.

With regards to gender diversity on the Board, two of our nine Directors are female, and we recognize the particular importance of gender diversity. We have taken and will continue to take steps to promote and enhance gender diversity at all levels of the Company, including but without limitation at our Board and senior management levels. After the Listing, we expect to maintain the current gender ratio at the Board level going forward. We will maintain a focus on gender diversity when recruiting staff at the mid to senior level so as to develop a pipeline of potential female successors to our Board. The Group will also identify and select several female individuals with a diverse range of skills, experience and knowledge in different fields from time to time, and maintain a list of such female individuals who possess qualities to become our Board members, which will be reviewed by our nomination committee periodically to maintain gender diversity of our Board. Taking into account our existing business model and specific needs as well as the different background of our Directors, the composition of our Board satisfies our board diversity policy.

Upon the Listing, the Nomination Committee will from time to time discuss and agree on expected goals to ensure board diversity, and review and, where necessary, update the board diversity policy to ensure that the policy remains effective. The Company will disclose the biographical details of each Director and report on the implementation of the board diversity policy (including whether we have achieved board diversity) in its annual corporate governance report.

## DIRECTORS, SUPERVISORS AND SENIOR MANAGEMENT

### DIRECTORS', SUPERVISORS' AND GENERAL MANAGER'S REMUNERATION AND REMUNERATION OF THE FIVE HIGHEST-PAID INDIVIDUALS

The Directors, Supervisors and senior management members who receive remuneration from the Company are paid in the forms of salaries, bonuses, allowances and benefits in kind, equity-settled share award expense and pension scheme contributions. Our independent non-executive Directors receive compensation based on their responsibilities. The remuneration of the Directors, Supervisors and senior management members is determined with reference to the remuneration paid by comparable companies and the achievement of major operating indicators of the Company.

The aggregate amount of remuneration (including salaries, bonuses, allowances and benefits in kind, equity-settled share award expense and pension scheme contributions) paid to the Directors and Supervisors for the years ended December 31, 2021, 2022, 2023 and the six months ended June 30, 2024 amounted to RMB3.2 million, RMB3.9 million, RMB14.7 million and RMB4.3 million, respectively.

The five highest paid individuals of our Group in the years ended December 31, 2021, 2022, 2023 and the six months ended June 30, 2024 included two, two, two and two Directors, respectively. The aggregate amount of remuneration (including salaries, bonuses, allowances and benefits in kind, equity-settled share award expense and pension scheme contributions) incurred by the five highest-paid individuals of the Group (excluding Directors) for the years ended December 31, 2021, 2022, 2023 and the six months ended June 30, 2024 amounted to RMB3.8 million, RMB5.4 million, RMB11.4 million and RMB2.0 million, respectively.

Under the current compensation arrangement, we estimate the total compensation before taxation, including estimated share-based compensation, to be accrued to our Directors and our Supervisors for the year ended December 31, 2024 to be approximately RMB8.8 million. The actual remuneration of Directors and Supervisors in 2024 may be different from the expected remuneration.

We confirmed that during the Track Record Period, no remuneration was paid by the Company to, or receivable by, our Directors, Supervisors or the five highest paid individuals as an inducement to join or upon joining the Company or as compensation for loss of office in connection with the management positions of the Company or any subsidiary of the Company.

During the Track Record Period, none of our Directors or Supervisors waived any remuneration. Save as disclosed above, no other payments have been paid, or are payable, by the Company or our subsidiary to our Directors, Supervisors or the five highest-paid individuals during the Track Record Period.

## **COMPLIANCE ADVISER**

The Company has appointed Maxa Capital Limited as our Compliance Adviser in compliance with Rules 3A.19 of the Listing Rules. The Compliance Adviser will provide us with guidance and advice as to compliance with the Listing Rules and other applicable laws, rules, codes and guidelines. Pursuant to Rule 3A.23 of the Listing Rules, the Compliance Adviser will advise the Company in certain circumstances including:

- (i) before the publication of any regulatory announcement, circular or financial report;
- (ii) where a transaction, which might be a notifiable or connected transaction, is contemplated, including share issues, sales or transfers of treasury shares and share repurchases;
- (iii) where we propose to use the proceeds from the Global Offering in a manner different from that detailed in this prospectus or where our business activities, developments or results deviate from any forecast, estimate or other information in this prospectus; and
- (iv) where the Stock Exchange makes an inquiry to the Company in accordance with Rule 13.10 of the Listing Rules.

Pursuant to Rule 3A.24 of the Listing Rules, the Compliance Adviser will, on a timely basis, inform the Company of any amendment or supplement to the Listing Rules that are announced by the Stock Exchange. The Compliance Adviser will also inform the Company of any new or amended law, regulation or code in Hong Kong applicable to us, and advise us on the continuing requirements under the Listing Rules and applicable laws and regulations.

The term of the appointment will commence on the Listing Date and is expected to end on the date on which the Company complies with Rule 13.46 of the Listing Rules in respect of our financial results for the first full financial year commencing after the Listing.



## SUBSTANTIAL SHAREHOLDERS

As far as our Directors are aware, immediately following the completion of the Global Offering (assuming that the Over-allotment Option is not exercised), the following persons will have an interest and/or short position in the Shares or underlying Shares of our Company which will be required to be disclosed to our Company pursuant to the provisions of Divisions 2 and 3 of Part XV of the SFO, or will be, directly or indirectly, interested in 10% or more of the nominal value of any class of our share capital carrying rights to vote in all circumstances at general meetings of our Company:

Name of Shareholder	Nature of interest	Description of Shares	As of the Latest Practicable Date		Immediately following the completion of the Global Offering (assuming the Over-allotment Option is not exercised)		
			Number of Shares	Approximate percentage of interest in the Company (%)	Number of Shares	Approximate percentage of interest in the Unlisted Shares/ H Shares (as appropriate) <sup>(1)</sup> (%)	Approximate percentage of interest in the Company <sup>(1)</sup> (%)
Zhongmei Huadong	Beneficial owner	Unlisted Shares H Shares	42,120,453 Nil	21.06 –	29,484,317 12,636,136	21.63 11.58	12.01 5.15
Huadong Medicine	Interest in a controlled corporation <sup>(2)</sup>	Unlisted Shares H Shares	42,120,453 Nil	21.06 –	29,484,317 12,636,136	21.63 11.58	12.01 5.15
China Grand Enterprises, Inc. (中國遠大集團有限責任公司)	Interest in a controlled corporation <sup>(2)</sup>	Unlisted Shares H Shares	42,120,453 Nil	21.06 –	29,484,317 12,636,136	21.63 11.58	12.01 5.15
Beijing Yuanda Huachuang Investment Co., Ltd. (北京遠大華創投資有限公司)	Interest in a controlled corporation <sup>(2)</sup>	Unlisted Shares H Shares	42,120,453 Nil	21.06 –	29,484,317 12,636,136	21.63 11.58	12.01 5.15
Hu Kaijun (胡凱軍)	Interest in a controlled corporation <sup>(2)</sup>	Unlisted Shares H Shares	42,120,453 Nil	21.06 –	29,484,317 12,636,136	21.63 11.58	12.01 5.15
Hangzhou Huasheng	Beneficial owner	Unlisted Shares H Shares	32,498,151 Nil	16.25 –	25,998,521 6,499,630	19.07 5.96	10.59 2.65

## SUBSTANTIAL SHAREHOLDERS

Name of Shareholder	Nature of interest	Description of Shares	Number of Shares	As of the Latest Practicable Date	Immediately following the completion of the Global Offering (assuming the Over-allotment Option is not exercised)		
				Approximate percentage of interest in the Company (%)	Number of Shares	Approximate percentage of interest in the Unlisted Shares/ H Shares (as appropriate) <sup>(1)</sup> (%)	Approximate percentage of interest in the Company <sup>(1)</sup> (%)
Hangzhou Wanyuhe Pharmaceutical Technology Co., Ltd. (杭州萬裕和醫藥科技有限公司)	Interest in a controlled corporation <sup>(3)</sup>	Unlisted Shares	32,498,151	16.25	25,998,521	19.07	10.59
		H Shares	Nil	–	6,499,630	5.96	2.65
Li Bangliang (李邦良)	Beneficial owner	Unlisted Shares	34,831,335	17.42	28,331,705	20.79	11.55
		H Shares	Nil	–	6,499,630	5.96	2.65
CQFE	Beneficial owner	Unlisted Shares	30,000,000	15.00	24,000,000	17.61	9.78
		H Shares	Nil	–	6,000,000	5.50	2.44
Zhejiang Wangxin	Beneficial owner	Unlisted Shares	24,513,775	12.26	12,256,887	8.99	4.99
		H Shares	Nil	–	12,256,888	11.23	4.99
Inigma Technology Co., Ltd. (浙大網新科技股份有限公司)	Interest in a controlled corporation <sup>(4)</sup>	Unlisted Shares	24,513,775	12.26	12,256,887	8.99	4.99
		H Shares	Nil	–	12,256,888	11.23	4.99
Highland Pharma	Beneficial owner	Unlisted Shares	20,000,000	10.00	7,000,000	5.14	2.85
		H Shares	Nil	–	13,000,000	11.92	5.30
Nice Bonus Limited (增好有限公司)	Interest in a controlled corporation <sup>(5)</sup>	Unlisted Shares	20,000,000	10.00	7,000,000	5.14	2.85
		H Shares	Nil	–	13,000,000	11.92	5.30
Yang Loon Chun (楊麟振)	Interest in a controlled corporation <sup>(5)</sup>	Unlisted Shares	20,000,000	10.00	7,000,000	5.14	2.85
		H Shares	Nil	–	13,000,000	11.92	5.30
Hangzhou Investment	Beneficial owner	Unlisted Shares	17,429,338	8.71	17,429,338	12.79	7.10
		H Shares	Nil	–	Nil	–	–

## SUBSTANTIAL SHAREHOLDERS

*Notes:*

- (1) The calculation is based on the total number of 136,302,015 Unlisted Shares and 109,096,785 H Shares in issue upon Listing comprising (i) an aggregate of 63,697,985 H Shares to be converted from the Unlisted Shares and (ii) 45,398,800 H Shares to be issued pursuant to the Global Offering (without taking into account the H Shares which may be issued upon the exercise of the Over-allotment Option).
- (2) As of the Latest Practicable Date, Zhongmei Huadong was wholly owned by Huadong Medicine. Huadong Medicine was owned as to 41.66% by China Grand Enterprises, Inc. (中國遠大集團有限責任公司). China Grand Enterprises, Inc. was in turn owned as to 92.97% by Beijing Yuanda Huachuang Investment Co., Ltd. (北京遠大華創投資有限公司), a wholly owned company of Mr. Hu Kaijun (胡凱軍). As such, each of Huadong Medicine, China Grand Enterprises, Inc., Beijing Yuanda Huachuang Investment Co., Ltd. and Hu Kaijun was deemed to be interested in the 42,120,453 Shares directly held by Zhongmei Huadong under the SFO.
- (3) As of the Latest Practicable Date, Hangzhou Huasheng was owned as to 39.57% by Hangzhou Wanyuhe Pharmaceutical Technology Co., Ltd. (杭州萬裕和醫藥科技有限公司), which is owned as to 99% by Mr. Li Bangliang (李邦良). As such, each of Hangzhou Wanyuhe Pharmaceutical Technology Co., Ltd. and Mr. Li Bangliang was deemed to be interested in the 32,498,151 Shares directly held by Hangzhou Huasheng under the SFO.
- (4) As of the Latest Practicable Date, Zhejiang Wangxin was wholly owned by Insigma Technology Co., Ltd. (浙大網新科技股份有限公司). As such, Insigma Technology Co., Ltd. was deemed to be interested in the 24,513,775 Shares directly held by Zhejiang Wangxin under the SFO.
- (5) As of the Latest Practicable Date, Highland Pharma was wholly owned by Nice Bonus Limited (增好有限公司). Nice Bonus Limited was owned as to 99.00% by Yang Loon Chun (楊麟振). As such, each of Nice Bonus Limited and Yang Loon Chun was deemed to be interested in the 20,000,000 Shares directly held by Highland Pharma under the SFO.

Save as disclosed above, our Directors are not aware of any person who will, immediately following the completion of the Global Offering (assuming that the Over-allotment Option is not exercised), have any interest and/or short position in the Shares or underlying Shares of our Company which will be required to be disclosed to our Company and the Stock Exchange pursuant to the provisions of Divisions 2 and 3 of Part XV of the SFO, or who is, directly or indirectly interested in 10% or more of the nominal value of any class of share capital carrying rights to vote in all circumstances at general meeting of our Company or any other member of our Group.

## SHARE CAPITAL

### BEFORE THE COMPLETION OF THE GLOBAL OFFERING

As of the Latest Practicable Date, the issued share capital of our Company was RMB200,000,000 comprising 200,000,000 Shares with a nominal value of RMB1.00 each, categorized as follows:

Description of Shares	Number of Shares	Approximate percentage of the total share capital of our Company (%)
Domestic Shares in issue	150,000,000	75.00
Unlisted Foreign Shares in issue	50,000,000	25.00
<b>Total</b>	<b>200,000,000</b>	<b>100.00</b>

### UPON THE COMPLETION OF THE GLOBAL OFFERING

Immediately following the completion of the Global Offering and conversion of Unlisted Shares into H Shares, assuming that the Over-allotment Option is not exercised, the share capital of our Company will be as follows:

Description of Shares	Number of Shares	Approximate percentage of the total share capital of our Company (%)
Domestic Shares in issue	105,302,015	42.91
Unlisted Foreign Shares in issue	31,000,000	12.63
H Shares to be converted from Domestic Shares	44,697,985	18.21
H Shares to be converted from Unlisted Foreign Shares	19,000,000	7.74
H Shares to be issued under the Global Offering	45,398,800	18.50
<b>Total</b>	<b>245,398,800</b>	<b>100.00</b>

## SHARE CAPITAL

Immediately following the completion of the Global Offering and conversion of Unlisted Shares into H Shares, assuming that the Over-allotment Option is fully exercised, the share capital of our Company will be as follows:

Description of Shares	Number of Shares	Approximate percentage of the total share capital of our Company (%)
Domestic Shares in issue	105,302,015	41.75
Unlisted Foreign Shares in issue	31,000,000	12.29
H Shares to be converted from Domestic Shares	44,697,985	17.72
H Shares to be converted from Unlisted Foreign Shares	19,000,000	7.53
H Shares to be issued under the Global Offering	52,208,600	20.70
<b>Total</b>	<b>252,208,600</b>	<b>100.00</b>

### RANKING

Upon the completion of the Global Offering and conversion of Unlisted Shares into H Shares, our Shares will comprise Domestic Shares, Unlisted Foreign Shares and H Shares, all of which are ordinary shares in the share capital of our Company and are considered as one class of Shares.

Apart from certain qualified domestic institutional investors in the PRC, qualified PRC investors under the Shanghai-Hong Kong Stock Connect and the Shenzhen-Hong Kong Stock Connect and other persons who are entitled to hold our H Shares pursuant to relevant PRC laws and regulations or upon approval by competent authorities, H Shares generally cannot be subscribed for by and traded among legal or natural persons of the PRC. Domestic Shares and Unlisted Foreign Shares, on the other hand, can only be subscribed for by and traded among legal and natural persons of the PRC, certain qualified overseas institutional investors or qualified overseas strategic investors.

Save as disclosed above, Unlisted Shares and H Shares are regarded as one class of Shares under our Articles of Association and will rank *pari passu* with each other in all other respects and, in particular, will rank equally for dividends or distributions declared, paid or made after the date of this prospectus. Dividends in respect of our Shares may be paid by us in Hong Kong dollars or Renminbi or in the form of Shares.

## **CONVERSION OF UNLISTED SHARES INTO H SHARES**

Our Unlisted Shares comprise Domestic Shares and Unlisted Foreign Shares which are currently not listed or traded on any stock exchange. According to the stipulations by the securities regulatory authority of the State Council and our Articles of Association, the holders of these Unlisted Shares may, at their own option, authorize our Company to apply to the CSRC for conversion of their respective Unlisted Shares to H Shares upon the Global Offering. After the conversion of Unlisted Shares, such converted Shares may be listed and traded on an overseas stock exchange, provided that prior to the conversion and trading of such converted shares any requisite internal approval processes shall have been duly completed and the completion of filing with the relevant PRC regulatory authorities, including the CSRC, shall have been obtained. Additionally, such conversion, trading and listing shall in all respects comply with the regulations prescribed by the securities regulatory authorities of the State Council and the regulations, requirements and procedures prescribed by the relevant overseas stock exchange.

Approval of the Stock Exchange is required for the listing of such converted Shares on the Stock Exchange. Based on the procedures for the conversion of our Unlisted Shares into H Shares as set forth below, we will apply for the listing of all or any portion of the Unlisted Shares on the Stock Exchange as H Shares in advance of any proposed conversion to ensure that the conversion process can be completed promptly upon notice to the Stock Exchange and delivery of Shares for entry on the H Share register. As the listing of additional Shares after the Listing on the Stock Exchange is ordinarily considered by the Stock Exchange to be a purely administrative matter, it does not require such prior application for listing at the time of our Listing in Hong Kong. No Shareholder voting is required for the conversion of such Shares or the listing and trading of such converted Shares on an overseas stock exchange. Any application for listing of the converted Shares on the Stock Exchange after our initial listing is subject to prior notification by way of announcement to inform our Shareholders and the public of any proposed conversion.

After the completion of filing and all the requisite approvals have been obtained, the following procedures will need to be completed in order to effect the conversion: the relevant Unlisted Shares will be withdrawn from the Share register and we will re-register such Shares on our H Share register maintained in Hong Kong and instruct the H Share Registrar to issue H Share certificates. Registration on our H Share register will be conditional on (a) the H Share Registrar lodging with the Stock Exchange a letter confirming the proper entry of the relevant H Shares on the H Share register and the due dispatch of H Share certificates and (b) the admission of the H Shares to be traded on the Stock Exchange in compliance with the Listing Rules, the General Rules of HKSCC and the HKSCC Operational Procedures in force from time to time. Until the converted Shares are re-registered on our H Share register, such Shares would not be listed as H Shares.

## SHARE CAPITAL

Upon the completion of the Global Offering and pursuant to the filing notice from the CSRC dated June 1, 2024, 63,697,985 Unlisted Shares will be converted into H Shares on a one-for-one basis and be listed on the Stock Exchange as below:

Shareholder	Number of Shares to be converted into H Shares upon the completion of the Global Offering
Zhongmei Huadong	12,636,136
Hangzhou Huasheng	6,499,630
CQFE	6,000,000
Zhejiang Wangxin	12,256,888
Highland Pharma	13,000,000
Wanliyang	4,900,000
Chengheda	3,842,460
Mr. Wu Qiyuan	1,017,895
Nanbeiju	1,760,073
Qingfanghao	1,784,903
	63,697,985
<b>Total</b>	<b>63,697,985</b>

If any of our Unlisted Shares are to be converted, listed and traded as H Shares on the Stock Exchange, such conversion, listing and trading will require the completion of filing with the relevant PRC regulatory authorities, including the CSRC, and the approval of the Stock Exchange.

### TRANSFER OF SHARES ISSUED PRIOR TO THE GLOBAL OFFERING

Pursuant to the PRC Company Law, our Shares issued prior to the Listing shall not be transferred within 12 months from the Listing Date.

### CIRCUMSTANCES UNDER WHICH GENERAL MEETING IS REQUIRED

For details of circumstances under which our Shareholders' general meetings are required, please refer to the section headed "Summary of Articles of Association" set out in Appendix V to this prospectus.



## SHARE CAPITAL

### GENERAL MANDATE TO ISSUE SHARES

Subject to the completion of the Global Offering, our Board has been granted a general mandate to separately or concurrently allot, issue and deal with additional Shares and to decide on the terms and conditions of allotting, issuing and dealing with the aforementioned Shares, provided that, the number of Shares issued and allotted shall not exceed 20% of the total Shares in issue as of the Listing Date.

This general mandate to allot, issue and deal with Shares will expire at the earliest of:

- (i) the conclusion of the first annual general meeting after the Listing; or
- (ii) the date on which it is varied or revoked by a resolution of our Shareholders in a general meeting.

Furthermore, our Board has been authorized to handle all the approvals required from the CSRC and other relevant regulatory authorities and other necessary actions for the additional issue of such Shares and to increase the registered share capital in accordance with relevant regulations and rules.

Please refer to the section headed “Statutory and General Information — A. Further Information about Our Group — 4. Resolutions of our Shareholders” set out in Appendix VI to this prospectus for further details of this general mandate to allot, issue and deal with Shares.

## FINANCIAL INFORMATION

*You should read the following discussion and analysis in conjunction with the consolidated financial statements as of and for each of the years ended December 31, 2021, 2022, 2023 and the six months ended June 30, 2024, and the notes thereto included in the Accountants' Report set out in Appendix I to this prospectus which have been prepared in accordance with Hong Kong Financial Reporting Standards ("HKFRSs") and the selected historical financial information and operating data included elsewhere in this prospectus. Our historical results do not necessarily indicate results expected for any future periods. The following discussion and analysis contain forward-looking statements that involve risks and uncertainties. Our actual results may differ from those anticipated in these forward-looking statements as a result of any number of factors, including those set forth in "Forward-looking Statements" and "Risk Factors." In evaluating our business, you should carefully consider the information provided in this prospectus including but not limited to the sections headed "Risk Factors" and "Business" in this prospectus.*

### OVERVIEW

Founded in 1993, we are a biopharmaceutical company in China with over 30 years of proven track record in the R&D, manufacturing and commercialization of biopharmaceutical products and medical devices. We focus on four large and fast-growing therapeutic areas: orthopedics, metabolic diseases, oncology, and hematology. Collectively, these four therapeutic areas accounted for 51.5% of the total pharmaceutical sales in China in 2023, and outpaced the broader Chinese pharmaceutical industry from 2018 to 2023, a trend which is expected to continue in the near future, according to CIC.

Centred around these therapeutic areas, we have built a diversified product portfolio comprising eight marketed products, including China's first rhBMP-2 bone repair material, Guyoudao, and over ten product candidates, including the first semaglutide biosimilar in China to have obtained an IND approval and filed an NDA, JY29-2, as of the Latest Practicable Date. Our strategy starts by identifying therapeutic targets with market potential in our focused areas. Once the targets are identified, we pursue the development of China's innovative and first follow-on products, leveraging our established R&D platforms, manufacturing capabilities, and sales and distribution network in China.

Our marketed product portfolio includes one drug-device combination, two biological products, and five chemical drugs in orthopedics, oncology and hematology. Among them, several of our products maintain a competitive position in their respective product category in terms of market share as measured by revenue in 2023. Three of our marketed products are domestically developed first-to-market products in their respective product class in China. Revenue generated from all of our marketed products accounted for 87.6%, 93.8%, 91.5% and 87.9% of our total revenue for the years ended December 31, 2021, 2022, 2023 and the six months ended June 30, 2024, respectively.

## FINANCIAL INFORMATION

Our diversified candidate pipeline spans across metabolic disease, orthopedics, and oncology. In the metabolic disease domain, our candidates include JY29-2, injectable semaglutide biosimilar for the treatment of T2DM under the brand name of Jiyoutai, for the treatment of obesity and overweight under the brand name of Jikeqin, and oral tablet of semaglutide; JY54, an amylin analog injection and expected Category I innovative drug we are developing for the treatment of metabolic diseases including obesity and overweight; and JY05, a dulaglutide biosimilar for the treatment of T2DM. In orthopedics, we are developing JY23, a next-generation bone repair material with rhBMP-2. We are also developing JY41, a romosozumab injection, for osteoporosis caused by various factors. On the oncology front, JY06 (Jixinfen), a PEG-G-CSF product, is intended as a treatment for chemotherapy-induced neutropenia; JY49, an avatrombopag maleate tablet, is designed for treating thrombocytopenia; JY47 is a SIRP $\alpha$  monoclonal antibody injection and Category I innovative drug targeting solid tumors; and both JY43 and JY43-2 are daratumumab biosimilars and developed to address multiple myeloma. Each of these candidates underlines our commitment to innovation and addressing diverse medical challenges.

In addition, we produce, sell and export various APIs leveraging our over 30 years of experience in drug manufacturing and well-established manufacturing facilities. During the Track Record Period, our products, primarily including APIs we produced, were sold to over 20 countries in Asia, Europe, Africa and South America. We are also developing a recombinant human hyaluronidase to be used as a biopharmaceutical excipient, which enables the administration of drugs through subcutaneous injections.

Our diversified portfolio of marketed products and APIs has enabled us to achieve steady financial results during the Track Record Period. Our revenue was RMB1,307.3 million, RMB1,125.4 million, RMB1,287.4 million and RMB702.4 million in 2021, 2022, 2023 and the six months ended June 30, 2024, respectively. Our net profit was RMB119.4 million, RMB59.9 million, RMB119.8 million and RMB105.3 million in 2021, 2022, 2023 and the six months ended June 30, 2024, respectively. For 2021, 2022, 2023 and the six months ended June 30, 2024, our gross profit margin was 72.7%, 75.9%, 77.0% and 77.0%, respectively, and our net profit margin was 9.1%, 5.3%, 9.3% and 15.0%, respectively.

### BASIS OF PREPARATION

Our Historical Financial Information has been prepared in accordance with Hong Kong Financial Reporting Standards (“**HKFRSs**”) (which include all Hong Kong Financial Reporting Standards, Hong Kong Accounting Standards (“**HKASs**”) and Interpretations) issued by the HKICPA and accounting principles generally accepted in Hong Kong. All HKFRSs effective for the accounting period commencing from January 1, 2024, together with the relevant transitional provisions, have been early adopted by us in the preparation of the Historical Financial Information throughout the Relevant Periods. The Historical Financial Information has been prepared under the historical cost convention except for financial assets at fair value through other comprehensive income which have been measured at fair value.

## FINANCIAL INFORMATION

The preparation of the historical financial information in conformity with HKFRSs requires the use of certain critical accounting estimates. It also requires management to exercise their judgement in the process of applying our accounting policies. The areas involving a higher degree of judgement or complexity, or areas where assumptions and estimates are significant to the historical financial information are disclosed in Note 3 to the Accountants' Report included in Appendix I to this prospectus.

### MAJOR FACTORS AFFECTING OUR RESULTS OF OPERATIONS

Our business, results of operations and financial condition have been, and are expected to continue to be, affected by the following significant factors.

#### **The growth of the PRC pharmaceutical market, and in particular, the therapeutic areas we focus on**

We believe that the overall growth of the PRC pharmaceutical market, and in particular, the therapeutic areas we focus on, has significantly, and will continue to significantly impact, our revenue growth. Our diversified product portfolio spans across orthopedics, metabolic diseases, oncology, and hematology, many of which are among the largest or fastest growing therapeutic areas in China according to CIC. Together, these therapeutic areas accounted for 51.5% of the total PRC pharmaceutical market in terms of sales revenue of pharmaceuticals in 2023, and grew faster than the overall PRC pharmaceutical market.

The continued economic growth, increasing healthcare expenditure, expanding medical insurance coverage and aging population have driven, and are expected to continue to drive, the rapid growth of the PRC pharmaceutical market. The overall PRC pharmaceutical market is expected to continue to grow at a CAGR of 7.8% from RMB1,701.3 billion in 2023 to RMB3,097.7 billion in 2032. Please refer to the section headed "Industry Overview" for more details. We believe we are well positioned to capitalize on the continued growth of the overall PRC pharmaceutical market and some of its largest or fastest growing therapeutic areas which we strategically focus on.

#### **Our ability to develop, commercialize and increase market share of our products**

Our ability to develop new products, replenish our product pipeline with additional product candidates, and increase market share of our commercialized products has had, and will continue to have, a significant impact on our results of operations and business prospects.

We have a proven track record in developing and commercializing first-to-market biologics and generic small molecule drugs that have gained widespread market acceptance in China. As of the Latest Practicable Date, we had built a diversified product pipeline comprising over ten product candidates, including the first semaglutide biosimilar in China to have obtained an IND approval and filed an NDA, and two drug candidates which are or are expected to be Category I innovative drugs pursuant to the drug categorizations promulgated by NMPA. With a product portfolio encompassing orthopedics, oncology, and hematology, we are well-positioned to endure market dynamics and regulatory changes. This strategic diversity ensures our ability to sustain a robust financial growth trajectory. However, as the gross profit margin of each product varies, the mix of products in our portfolio may materially affect our financial

## FINANCIAL INFORMATION

performance and results of operations. In 2021, 2022, 2023 and the six months ended June 30, 2024, our gross profit was RMB950.4 million, RMB854.3 million, RMB990.7 million and RMB540.6 million, representing a gross profit margin of 72.7%, 75.9%, 77.0% and 77.0%, respectively. According to CIC, our gross profit margin during the Track Record Period, falls within the industry's median range. We will continuously evaluate the product portfolio to allocate our resources towards products with promising market outlook and high profitability.

Additionally, we are dedicated to developing a portfolio of more advantageous product candidates to adeptly respond to possible changes in the future. In the next three years, we expect to commercialize three product candidates to the market and file IND application for five product candidates in China. We believe Category I innovative drugs and first-to-market generic biological or chemical drugs generally command higher margins and provide the advantage of rapid market penetration.

Our results of operations and business prospects also depend on our ability to successfully increase market share of our commercialized products. The sales volume of our commercialized products will be affected by the level of our market penetration. We plan to continue to strengthen our highly specialized sales and distribution network and expand and empower our skilled in-house sales force, which we believe can contribute to the sales growth of our commercialized products.

Our ability to successfully develop, commercialize and increase market share of our products is subject to several risks and uncertainties, many of which are beyond our control. Please refer to the paragraphs headed “Risk Factors — Risk Relating to Our Business and Industry — Development of new products, in particular innovative drugs, is time-consuming and costly and the outcome is uncertain. If we fail to develop and commercialize new products, our business prospects could be adversely affected” and “Risk Factors — Risk Relating to Our Business and Industry — We operate in a highly competitive environment, and we may not be able to compete effectively against current and future competitors selling competing drugs, which could subject us to the pressure of price reduction and adversely affect our operations, revenue and profitability” for further details.

### **The inclusion of our products in the national, provincial or other government-sponsored medical insurance programs in China**

Under the medical insurance programs in China, patients are entitled to reimbursement of all or a portion of the cost of pharmaceutical products listed in the NRDL, the provincial medical insurance catalogs or critical illness medical insurance catalogs at provincial-or local-levels. Consequently, the inclusion or exclusion of a product in or from any of these medical insurance programs will significantly affect the demand for such product in China. Please refer to the paragraphs headed “Risk Factors — Risks Relating to Our Business and Industry — If the products we sell are excluded or removed from national, provincial or other government sponsored medical insurance programs, or are included in any national or provincial negative catalogs, our sales, profitability and business prospects could be adversely affected.”

## FINANCIAL INFORMATION

As of the Latest Practicable Date, all of our marketed drug products were included in the NRDL. Our revenue from sales of our marketed products accounted for 87.6%, 93.8%, 91.5% and 87.9% of our total revenue, respectively, for the years ended December 31, 2021, 2022, 2023 and the six months ended June 30, 2024.

Since there is no national-level reimbursement list for medical devices, the reimbursement policies for medical devices vary across different regions. As of the Latest Practicable Date, Guyoudao, our drug-device combination product, were included in the medical device reimbursement list of ten provinces and municipalities, including Shanghai, Jilin, Anhui, Guangdong, Jiangxi, Hebei, Hainan, Hubei, Gansu and Chongqing.

While the inclusion of a pharmaceutical product in these national, provincial or other government-sponsored medical insurance programs can significantly increase its demand and potentially sales volume, products so included were subject to relevant pricing regulation and face pricing pressure in the centralized tender process. In addition, innovative pharmaceuticals included in the national medical insurance negotiation list generally need to undergo pricing negotiation process with the PRC government. Please refer to the paragraphs headed “Risk Factors — Risks Relating to Our Business and Industry — Pricing regulations or other policies such as volume-based procurement (the “VBP”) that are intended to reduce healthcare costs could subject us to pricing and volume pressures and adversely affect our operations, revenue and profitability.”

On balance, we believe the overall benefits of inclusion of our products in the national, provincial or other government-sponsored medical insurance programs in China significantly outweighed the associated costs during the Track Record Period, and we believe the benefits of such inclusion will continue to contribute to our business growth in the foreseeable future.

### **Our ability to compete in the centralized tender process for pharmaceutical procurement by public medical institutions in China**

Public medical institutions in China are required to implement a centralized tender process for the procurement of pharmaceuticals listed in the medical insurance catalogs or consumed in large volumes and commonly prescribed for clinical uses. We submit bids in a centralized tender process to supply our products to these institutions at specified prices. These bids are generally considered based on, among other things, price competitiveness, product quality, clinical effectiveness, as well as qualifications and reputation of the manufacturer. If we are successful in winning bids in a centralized tender process, the relevant products will be sold to the public medical institutions at the bid prices, which is the primary determinant of prices at which we sell our products to our distributors. The centralized tender process has created pricing pressure among substitute products or products that are perceived to be substitute products, including our products. Our bidding strategy generally focuses on differentiating our products from those of our competitors instead of competing solely based on pricing. Therefore, our sales volumes and profitability depend on our ability to successfully differentiate our products from competing products and price our bids in a manner that enables us to succeed in the



centralized tender processes at profitable levels. We believe each of our major products had competitive advantages in the centralized tender processes during the Track Record Period as a result of them being innovative or first-to-market generic pharmaceuticals, their national-level recognitions, or their passing of the quality and efficacy consistency evaluation. Please refer to the paragraphs headed “Business — Pricing — Centralized Tender Process.”

If we are unable to differentiate our products or are otherwise not successful in winning bids in the centralized tender processes at profitable levels, we will lose the revenue associated with the sale of the affected products to the relevant public medical institutions. Please refer to the paragraphs headed “Risk Factors — Risks Relating to Our Business and Industry — If we are unable to succeed in tender processes to sell our products to public hospitals and other medical institutions, we may lose market share and our operations, revenue and profitability could be adversely affected.”

**The implementation and expansion of the volume-based procurement for sales of drugs and medical devices to PRC public medical institutions**

On November 15, 2018, the Joint Procurement Office led by the National Healthcare Security Administration published the Papers on Centralized Drug Procurement in “4+7 Cities” (the “**Papers**”), which launched the volume-based procurement of public hospitals. The Papers listed 31 drugs for this pilot scheme together with an intended quantity commitment for each drug. The manufacturers and importers of the drugs are invited to bid to supply the drugs to public medical institutions in the “4+7 Cities.” The move is aimed at reducing drug prices and may potentially impact how drugs are priced and procured in China. On January 1, 2019, the General Office of the State Council also published the Notice of Issuing Pilot Program of the Centralized Procurement and Use of Drugs Organized by the State (國務院辦公廳關於印發國家組織藥品集中採購和使用試點方案的通知), which provides additional detailed measures in the implementation of the volume-based procurement in the “4+7 Cities.” Please refer to the paragraphs headed “Regulatory Overview — Laws and Regulations in Relation to New Drugs — The Drug Centralized Procurement in ‘4+7 Cities’ and Nationwide” for more details.

We participate in the regimes to market our products to public hospitals. Our bidding strategy generally focuses on differentiating our products from those of our competitors instead of competing solely based on pricing. Therefore, our sales volumes and profitability depend on our ability to successfully differentiate our products from competing products and price our bids in a manner that enables us to succeed in the volume-based procurement at profitable levels. Three of our marketed drug products, namely Jiouting, Yinuojia, Jifuwei, participated in national centralized volume-based procurement schemes. While the volume-based procurement policy allows us to sell our drug products in larger volumes, it also exerts downward pressure on the prices at which we sell our products to our distributors, thus impacting our gross profits and gross profit margins. Such policy embodies a PRC regulatory aim to significantly reduce the drug prices and reduce the burden of pharmaceutical costs on patients. We will continue to monitor the potential impact caused by these regulations.



## FINANCIAL INFORMATION

The National Healthcare Security Administration (國家醫保局) implemented the centralized volume-based procurement scheme for high-value medical consumables since 2020, which focuses on medical devices and consumables with mature, high-volume clinical usage and sufficient market competition. In 2023, the Joint Office for the Procurement of High-Value Medical Consumables (國家組織高值醫用耗材聯合採購辦公室) published the Notice on the National Volume-Based Procurement Scheme of Intraocular Lenses and Sport and Exercise Medical Consumables (the “**Procurement Notice**”), which announced, among others, the 4th VBP list for high-value medical consumables (the “**4th VBP List**”). Medical devices included in the 4th VBP List experienced considerable price reductions. BMP bone repair materials, characterized by their unique combination of biologics with medical device and innovativeness, are not included in the 4th VBP List, hence are not required to participate in the national VBP scheme. Instead, BMP bone repair materials are merely subject to certain price regulation policies (the “**Price Regulation**”) such as bidding requirement or price restrictions to be imposed by relevant local regulatory authorities. Such Price Regulation, when compared to the pricing policies applicable to the medical devices included in the 4th VBP List, is expected to exert less downward pressure on the price of the products. As of the Latest Practicable Date, the implementation timing of such Price Regulation are to be published by the relevant regulatory authorities. According to CIC, the price restrictions will be implemented no earlier than the second half of 2024 and may vary across provinces and be implemented nationwide in phases. Please refer to the paragraphs headed “Risk Factors — Risks Relating to Our Business and Industry — Pricing regulations or other policies such as volume-based procurement (the “**VBP**”) that are intended to reduce healthcare costs could subject us to pricing and volume pressures and adversely affect our operations, revenue and profitability.”

### Our ability to effectively control our costs and expenses

Our profitability has benefited from our effective control of cost of sales. Our cost of sales consists primarily of costs of materials, labor costs, utilities and maintenance fees. We have devoted significant efforts to continuously our production efficiency, including through upgrading our production facilities to achieve increased automation in our production processes. As a result of our cost control efforts, our cost of sales as a percentage of revenue has decreased from 27.3% in 2021 to 24.1% in 2022, and further decreased to 23.0% in 2023.

Our operating expenses include selling and marketing expenses, research and development costs, as well as administrative and other operating expenses. Selling and marketing expenses are the largest component of our operating expenses, accounting for 49.7%, 54.1%, 51.6% and 48.6% of our revenue in 2021, 2022, 2023 and the six months ended June 30, 2024, respectively. We use a combination of our in-house sales and marketing team and a network of independent distributors to sell our products in China. We expect to continue to devote resources to commercialize and market our approved products and any existing or future product candidates that may be approved. As a result, our sales and distribution expenses are expected to continue to be a major component of our operating expenses. In the future, we intend to continue to control our selling and marketing expenses and enhance our sales productivity through additional tailored training of sales personnel and more targeted marketing activities.

## **MATERIAL ACCOUNTING POLICIES**

Our material accounting policy information, which are important for understanding our financial condition and results of operations, are set forth in Note 2.3 to the Accountants' Report in Appendix I to this prospectus. Some of our accounting policies involve subjective assumptions, estimates and judgements that are set forth in Note 3 to the Accountants' Report in Appendix I to this prospectus. In each case, the determination of these items requires management judgment based on information and financial data that may change in future periods. When reviewing our financial statements, you should consider (i) our selection of material accounting policy information, (ii) the judgments and other uncertainties affecting the application of such policies, and (iii) the sensitivity of reported results to changes in conditions and assumptions.

### **Revenue recognition**

#### *Revenue from contracts with customers*

Revenue from contracts with customers is recognized when control of goods or services is transferred to the customers at an amount that reflects the consideration to which we expect to be entitled in exchange for those goods or services.

When the consideration in a contract includes a variable amount, the amount of consideration is estimated to which we will be entitled in exchange for transferring the goods or services to the customer. The variable consideration is estimated at contract inception and constrained until it is highly probable that a significant revenue reversal in the amount of cumulative revenue recognized will not occur when the associated uncertainty with the variable consideration is subsequently resolved.

When the contract contains a financing component which provides the customer with a significant benefit of financing the transfer of goods or services to the customer for more than one year, revenue is measured at the present value of the amount receivable, discounted using the discount rate that would be reflected in a separate financing transaction between us and the customer at contract inception. When the contract contains a financing component which provides us with a significant financial benefit for more than one year, revenue recognized under the contract includes the interest expense accreted on the contract liability under the effective interest method. For a contract where the period between the payment by the customer and the transfer of the promised goods or services is one year or less, the transaction price is not adjusted for the effects of a significant financing component, using the practical expedient in HKFRS 15.

We have satisfied a performance obligation and recognize revenue over time, if one of the following criteria is met:

- (i) The customer simultaneously receives and consumes the benefits provided by our performance as we perform;
- (ii) Our performance creates or enhances an asset that the customer controls as the asset is created or enhanced; or

## FINANCIAL INFORMATION

- (iii) Our performance does not create an asset with an alternative use to us and we have an enforceable right to payment for performance completed to date.

If none of the above conditions is met, we recognize revenue at the point in time when the customer obtains control of the distinct good or service.

If control of the service transfers over time, revenue is recognized over the period of the contract by reference to the progress towards complete satisfaction of that performance obligation. Otherwise, revenue is recognized at the point in time when the customer obtains control of the service.

For contracts that contain more than one performance obligation, we allocate the transaction price to each performance obligation on a relative stand-alone selling price basis. The stand-alone selling price of the distinct good or service underlying each performance obligation is determined at contract inception. It represents the price at which we would sell a promised good or service separately to a customer. If a stand-alone selling price is not directly observable, we estimate it using appropriate techniques such that the transaction price ultimately allocated to any performance obligation reflects the amount of consideration to which we expect to be entitled in exchange for transferring the promised goods or services to the customer.

The selection of the method to measure progress towards completion requires judgement and is based on the nature of the products or services to be provided. Depending on which better depicts the transfer of value to the customer, we generally measure its progress using the cost-to-cost method (input method). We use the known cost measure of progress when it best depicts the transfer of value to the customer which occurs as we incur costs on its contract, generally related to fixed fee service contracts. Under the cost-to-cost measure of progress, the extent of progress towards completion is measured based on the ratio of costs incurred to date to the total estimated costs at completion of the performance obligation. Revenue is recorded proportionally as costs are incurred.

As a practical expedient, if we have a right to consideration in an amount that corresponds directly with the value of our performance completed to date, we recognize revenue in the amount to which we have the right to invoice.

### *(a) Sales of goods*

Revenue from the sales of goods is recognized at the point in time when control of the asset is transferred to the customer, generally on delivery of the goods.

Some contracts for the sales of goods provide customers with rights of return and volume rebates giving rise to variable consideration.

## FINANCIAL INFORMATION

### (i) Rights of return

For contracts which provide a customer with a right to return the goods, the expected value method is used to estimate the goods that will not be returned because this method best predicts the amount of variable consideration to which we will be entitled. The requirements in HKFRS 15 on constraining estimates of variable consideration are applied in order to determine the amount of variable consideration that can be included in the transaction price. For goods that are expected to be returned, instead of revenue, a refund liability is recognized. A right-of-return asset (and the corresponding adjustment to cost of sales) is also recognized for the right to recover products from a customer.

### (ii) Volume rebates

Retrospective volume rebates may be provided to certain customers once the quantity of products purchased during the period exceeds a threshold specified in the contract. Rebates are offset against amounts payable by the customer. To estimate the variable consideration for the expected future rebates, the most likely amount method is used for contracts with a single-volume threshold and the expected value method for contracts with more than one volume threshold. The selected method that best predicts the amount of variable consideration is primarily driven by the number of volume thresholds contained in the contract. The requirements on constraining estimates of variable consideration are applied and a refund liability for the expected future rebates is recognized.

### (b) *Pharmaceutical services*

#### (i) Research and development services

We recognize revenue when (or as) a performance obligation is satisfied, i.e. when “control” of the services underlying the particular performance obligation is transferred to the customer.

A performance obligation represents a service (or a bundle of services) that is distinct or a series of distinct services that are substantially the same.

Control is transferred over time and revenue is recognized over time by reference to the progress towards complete satisfaction of the relevant performance obligation if one of the following criteria is met:

- the customer simultaneously receives and consumes the benefits provided by our performance as we perform;
- our performance creates and enhances an asset that the customer controls as we perform; or

## FINANCIAL INFORMATION

- Our performance does not create an asset with an alternative use to us and we have an enforceable right to payment for performance completed to date.

Otherwise, revenue is recognized at a point in time when the customer obtains control of the service.

(ii) Technology transfer

Revenue from technology transfer is recognized at the point in time when we transfer the control for underlying services and have right to payment from the customers for the services performed, upon the delivery or acceptance of the underlying services.

(iii) Outsourcing manufacturing services

Revenue from outsourcing manufacturing services is recognized at the point in time when we transfer the control for underlying services and have right to payment from the customers for the services performed, upon the delivery or acceptance of the underlying services.

### *Other income*

Rental income is recognized on a time proportion basis over the lease terms. Variable lease payments that do not depend on an index or a rate are recognized as income in the accounting period in which they are incurred.

Interest income is recognized on an accrual basis using the effective interest method by applying the rate that exactly discounts the estimated future cash receipts over the expected life of the financial instrument or a shorter period, when appropriate, to the net carrying amount of the financial asset.

### **Property, plant and equipment and depreciation**

Property, plant and equipment, other than construction in progress, are stated at cost less accumulated depreciation and any impairment losses. The cost of an item of property, plant and equipment comprises its purchase price and any directly attributable costs of bringing the asset to its working condition and location for its intended use.

Expenditure incurred after items of property, plant and equipment have been put into operation, such as repairs and maintenance, is normally charged to profit or loss in the period in which it is incurred. In situations where the recognition criteria are satisfied, the expenditure for a major inspection is capitalised in the carrying amount of the asset as a replacement. Where significant parts of property, plant and equipment are required to be replaced at intervals, we recognize such parts as individual assets with specific useful lives and depreciates them accordingly.

## FINANCIAL INFORMATION

Depreciation is calculated on the straight-line basis to write off the cost of each item of property, plant and equipment to its residual value over its estimated useful life. The estimated useful lives of property, plant and equipment are as follows:

Categories	Estimated useful lives
Buildings	5 to 20 years
Machinery	10 years
Electronic and office equipment	3 to 5 years
Motor vehicles	5 years

Where parts of an item of property, plant and equipment have different useful lives, the cost of that item is allocated on a reasonable basis among the parts and each part is depreciated separately. Residual values, useful lives and the depreciation methods are reviewed, and adjusted if appropriate, at least at each financial year end.

An item of property, plant and equipment including any significant part initially recognized is derecognized upon disposal or when no future economic benefits are expected from its use or disposal. Any gain or loss on disposal or retirement recognized in profit or loss in the year the asset is derecognized is the difference between the net sales proceeds and the carrying amount of the relevant asset.

Construction in progress is stated at cost less any impairment losses, and is not depreciated. It is reclassified to the appropriate category of property, plant and equipment when completed and ready for use.

### **Intangible assets (other than goodwill)**

Intangible assets acquired separately are measured on initial recognition at cost. The cost of intangible assets acquired in a business combination is the fair value at the date of acquisition. The useful lives of intangible assets are assessed to be either finite or indefinite. Intangible assets with finite lives are subsequently amortised over the useful economic life and assessed for impairment whenever there is an indication that the intangible assets may be impaired. The amortisation period and the amortisation method for an intangible asset with a finite useful life are reviewed at least at each financial year end.

Intangible assets are stated at cost less any impairment losses and are amortised on the straight-line basis over their estimated useful lives. The principal estimated useful lives of intangible assets are as follows:

Categories	Estimated useful lives
Software	2 years
Patents and licences	10 years
Trademark	10 years

## FINANCIAL INFORMATION

### *Research and development costs*

All research costs are charged to profit or loss as incurred.

Expenditure incurred on projects to develop new products is capitalised and deferred only when we can demonstrate the technical feasibility of completing the intangible asset so that it will be available for use or sale, its intention to complete and its ability to use or sell the asset, how the asset will generate future economic benefits, the availability of resources to complete the project and the ability to measure reliably the expenditure during the development. Product development expenditure which does not meet these criteria is expensed when incurred.

Deferred development costs are stated at cost less any impairment losses and are amortised using the straight-line basis over the commercial lives of the underlying products, commencing from the date when the products are put into commercial production.

### *Fair value measurement*

We measure certain financial assets at fair value at the end of each of the reporting periods. Fair value is the price that would be received to sell an asset or paid to transfer a liability in an orderly transaction between market participants at the measurement date. The fair value measurement is based on the presumption that the transaction to sell the asset or transfer the liability takes place either in the principal market for the asset or liability, or in the absence of a principal market, in the most advantageous market for the asset or liability. The principal or the most advantageous market must be accessible by us. The fair value of an asset or a liability is measured using the assumptions that market participants would use when pricing the asset or liability, assuming that market participants act in their economic best interest.

A fair value measurement of a non-financial asset takes into account a market participant's ability to generate economic benefits by using the asset in its highest and best use or by selling it to another market participant that would use the asset in its highest and best use.

We use valuation techniques that are appropriate in the circumstances and for which sufficient data are available to measure fair value, maximising the use of relevant observable inputs and minimising the use of unobservable inputs.



## FINANCIAL INFORMATION

All assets and liabilities for which fair value is measured or disclosed in the financial statements are categorised within the fair value hierarchy, described as follows, based on the lowest level input that is significant to the fair value measurement as a whole:

- Level 1 – based on quoted prices (unadjusted) in active markets for identical assets or liabilities
- Level 2 – based on valuation techniques for which the lowest level input that is significant to the fair value measurement is observable, either directly or indirectly
- Level 3 – based on valuation techniques for which the lowest level input that is significant to the fair value measurement is unobservable

For assets and liabilities that are recognised in the financial statements on a recurring basis, we determine whether transfers have occurred between levels in the hierarchy by reassessing categorisation (based on the lowest level input that is significant to the fair value measurement as a whole) at the end of each reporting period.

### *Share-based payments*

We operate a share award plan. Employees (including directors) of us receive remuneration in the form of share-based payments, whereby employees render services in exchange for equity instruments (“**equity-settled transactions**”). The cost of equity-settled transactions with employees is measured by reference to the fair value at the date at which they are granted. The fair value is determined by an external valuer using the discounted cash flow method, further details of which are given in Note 27 to the Accountants’ Report in Appendix I to this prospectus.

The cost of equity-settled transactions is recognised in employee benefit expense, together with a corresponding increase in equity, over the period in which the performance and/or service conditions are fulfilled. The cumulative expense recognised for equity-settled transactions at the end of each reporting period until the vesting date reflects the extent to which the vesting period has expired and our best estimate of the number of equity instruments that will ultimately vest. The charge or credit to profit or loss for a period represents the movement in the cumulative expense recognised as at the beginning and end of that period.

Service and non-market performance conditions are not taken into account when determining the grant date fair value of awards, but the likelihood of the conditions being met is assessed as part of our best estimate of the number of equity instruments that will ultimately vest. Market performance conditions are reflected within the grant date fair value. Any other conditions attached to an award, but without an associated service requirement, are considered to be non-vesting conditions. Non-vesting conditions are reflected in the fair value of an award and lead to an immediate expensing of an award unless there are also service and/or performance conditions.

## FINANCIAL INFORMATION

For awards that do not ultimately vest because non-market performance and/or service conditions have not been met, no expense is recognised. Where awards include a market or non-vesting condition, the transactions are treated as vesting irrespective of whether the market or non-vesting condition is satisfied, provided that all other performance and/or service conditions are satisfied.

Where the terms of an equity-settled award are modified, as a minimum an expense is recognised as if the terms had not been modified, if the original terms of the award are met. In addition, an expense is recognised for any modification that increases the total fair value of the share-based payments, or is otherwise beneficial to the employee as measured at the date of modification. Where an equity-settled award is cancelled, it is treated as if it had vested on the date of cancellation, and any expense not yet recognised for the award is recognised immediately. This includes any award where non-vesting conditions within the control of either us or the employee are not met. However, if a new award is substituted for the cancelled award, and is designated as a replacement award on the date that it is granted, the cancelled and new awards are treated as if they were a modification of the original award, as described in the previous paragraph.

### SIGNIFICANT ACCOUNTING JUDGMENTS AND ESTIMATES

The preparation of our Historical Financial Information requires management to make judgements, estimates and assumptions that affect the reported amounts of revenues, expenses, assets and liabilities, and their accompanying disclosures, and the disclosure of contingent liabilities. Uncertainty about these assumptions and estimates could result in outcomes that could require a material adjustment to the carrying amounts of the assets or liabilities affected in the future.

#### Judgements

In the process of applying our accounting policies, management has made the following judgements, apart from those involving estimations, which have the most significant effect on the amounts recognized in the financial statements:

##### *Revenue from contracts with customers*

We applied the following judgements that significantly affect the determination of the amount and timing of revenue from contracts with customers:

##### *(a) Determining the timing of satisfaction of the Pharmaceutical services*

We concluded that revenue from the pharmaceutical services is to be recognized over time because customers simultaneously receive and consume the benefits provided by us.

## FINANCIAL INFORMATION

We determined that the input method is the best method in measuring the progress of the progress of research and development services because there is a direct relationship between our effort (i.e., labor costs and cost of inventories, consumables incurred) and the transfer of services to the customer. We recognize revenue on the basis of the incurred costs expended relative to the total expected costs to complete the services.

(b) *Determining the method to estimate variable consideration and assessing the constraint for the sales of goods*

Certain contracts for the sales of goods include a right of return and volume rebates that give rise to variable consideration. In estimating the variable consideration, we are required to use either the expected value method or the most likely amount method based on which method better predicts the amount of consideration to which it will be entitled.

We determined that the expected value method is the appropriate method to use in estimating the variable consideration for the sales of goods with rights of return, given the large number of customer contracts that have similar characteristics. In estimating the variable consideration for the sales of goods with volume rebates, we determined that using the most likely amount method. The selected method that better predicts the amount of variable consideration related to volume rebates is primarily driven by the number of volume thresholds contained in the contract. The most likely amount method is used for those contracts with a single volume threshold.

Before including any amount of variable consideration in the transaction price, we consider whether the amount of variable consideration is constrained. We determined that the estimates of variable consideration are not constrained based on its historical experience, business forecast and the current economic conditions. In addition, the uncertainty on the variable consideration will be resolved within a short time frame.

### **Estimation uncertainty**

The key assumptions concerning the future and other key sources of estimation uncertainty at the end of each reporting period, that have a significant risk of causing a material adjustment to the carrying amounts of assets and liabilities within the next financial year, are described below.

#### ***Variable consideration for returns and volume rebates***

We estimate variable consideration to be included in the transaction price for the sales of goods with rights of return and volume rebates.

We have developed a statistical model for forecasting sales returns. The model used the historical return data of each product to come up with expected return percentages. These percentages are applied to determine the expected value of the variable consideration. Any significant changes in experience as compared to historical return pattern will impact the expected return percentages estimated by us.

## FINANCIAL INFORMATION

Our expected volume rebates are analysed on a per customer basis for contracts that are subject to a single volume threshold. Determining whether a customer will likely be entitled to a rebate depends on the customer's historical rebate entitlement and accumulated purchases to date.

We have applied a statistical model for estimating expected volume rebates for contracts with more than one volume threshold. The model uses the historical purchasing patterns and rebate entitlement of customers to determine the expected rebate percentages and the expected value of the variable consideration. Any significant changes in experience as compared to historical purchasing patterns and rebate entitlements of customers will impact the expected rebate percentages estimated by us.

We update its assessment of expected returns and volume rebates quarterly and the refund liabilities are adjusted accordingly. Estimates of expected returns and volume rebates are sensitive to changes in circumstances and our past experience regarding returns and rebate entitlements may not be representative of customers' actual returns and rebate entitlements in the future.

### *Provision for expected credit losses on trade receivables*

We use a provision matrix to calculate ECLs for trade receivables. The provision rates are based on ageing for groupings of various customer segments that have similar loss patterns (i.e., by customer type).

The provision matrix is initially based on our historical observed default rates. We calibrate the matrix to adjust the historical credit loss experience with forward-looking information. For instance, if forecast economic conditions (i.e., gross domestic product) are expected to deteriorate over the next year which can lead to an increased number of defaults in the medical industry sector, the historical default rates are adjusted. At each reporting date, the historical observed default rates are updated and changes in the forward-looking estimates are analysed.

The assessment of the correlation between historical observed default rates, forecast economic conditions and ECLs is a significant estimate. The amount of ECLs is sensitive to changes in circumstances and of forecast economic conditions. our historical credit loss experience and forecast of economic conditions may also not be representative of customers' actual default in the future. The information about the ECLs on our trade receivables is disclosed in Note 17 to the Accountants' Report in Appendix I to this prospectus.

### *Onerous contract provisions*

For onerous contracts, the present obligation under the contract must be recognized in the current period and measured as provisions, based on the estimated unrealised centralised procurement contracts.

## FINANCIAL INFORMATION

### *Impairment of non-financial assets (other than goodwill)*

We assess whether there are any indicators of impairment for all non-financial assets (including the right-of-use assets) at the end of each reporting period. Indefinite life intangible assets are tested for impairment annually and at other times when such an indicator exists. Other non-financial assets are tested for impairment when there are indicators that the carrying amounts may not be recoverable. An impairment exists when the carrying value of an asset or a cash-generating unit exceeds its recoverable amount, which is the higher of its fair value less costs of disposal and its value in use. The calculation of the fair value less costs of disposal is based on available data from binding sales transactions in an arm's length transaction of similar assets or observable market prices less incremental costs for disposing of the asset. When value in use calculations are undertaken, management must estimate the expected future cash flows from the asset or cash-generating unit and choose a suitable discount rate in order to calculate the present value of those cash flows.

### *Fair value measurement of share-based payments*

We have set up a share award scheme and granted restricted ordinary shares to our employees. The fair values of the restricted shares are determined by the discounted cash flow method at the grant dates. Significant estimates on assumptions, including the underlying equity value and discount rate, are made by management. Further details are included in Note 27 to the Accountants' Report in Appendix I to this prospectus.

### *Development costs*

Development costs are capitalised in accordance with the accounting policy for research and development costs in Note 2.3 to the Accountants' Report in Appendix I to this prospectus. Determining the amounts to be capitalised requires management to make assumptions regarding the expected future cash generation of the assets, discount rates to be applied and the expected period of benefits.

### *Leases — Estimating the incremental borrowing rate*

We cannot readily determine the interest rate implicit in a lease, and therefore, it uses an incremental borrowing rate ("IBR") to measure lease liabilities. The IBR is the rate of interest that we would have to pay to borrow over a similar term, and with a similar security, the funds necessary to obtain an asset of a similar value to the right-of-use asset in a similar economic environment. The IBR therefore reflects what we "would have to pay", which requires estimation when no observable rates are available or when it needs to be adjusted to reflect the terms and conditions of the lease. We estimate the IBR using observable inputs (such as market interest rates) when available and is required to make certain entity-specific estimates (such as the subsidiary's stand-alone credit rating).

## FINANCIAL INFORMATION

### CONSOLIDATED STATEMENTS OF PROFIT OR LOSS

The following table sets forth a summary of our consolidated statements of profit or loss, with line items in absolute amounts and as percentages of our revenue for the periods indicated.

	Year ended December 31,						Six months ended June 30,			
	2021		2022		2023		2023		2024	
	Amount	% of revenue	Amount	% of revenue	Amount	% of revenue	Amount	% of revenue	Amount	% of revenue
	<i>(RMB in thousands, except for percentages)</i>									
	<i>(unaudited)</i>									
Revenue	1,307,251	100.0%	1,125,405	100.0%	1,287,408	100.0%	663,419	100.0%	702,360	100.0%
Cost of sales	(356,844)	(27.3%)	(271,143)	(24.1%)	(296,739)	(23.0%)	(133,858)	(20.2%)	(161,800)	(23.0%)
<b>Gross profit</b>	<b>950,407</b>	<b>72.7%</b>	<b>854,262</b>	<b>75.9%</b>	<b>990,669</b>	<b>77.0%</b>	<b>529,561</b>	<b>79.8%</b>	<b>540,560</b>	<b>77.0%</b>
Other income and gains	7,093	0.5%	14,549	1.3%	6,899	0.5%	1,809	0.3%	9,163	1.3%
Selling and marketing expenses	(649,553)	(49.7%)	(609,074)	(54.1%)	(663,745)	(51.6%)	(337,565)	(50.9%)	(341,549)	(48.6%)
Administrative expenses	(36,524)	(2.8%)	(39,946)	(3.5%)	(59,879)	(4.7%)	(15,720)	(2.4%)	(33,759)	(4.8%)
Research and development costs	(132,631)	(10.1%)	(158,312)	(14.1%)	(127,757)	(9.9%)	(65,253)	(9.8%)	(37,288)	(5.3%)
Other expenses	(1,537)	(0.1%)	(1,018)	(0.1%)	(1,869)	(0.1%)	(673)	(0.1%)	(3,505)	(0.5%)
Finance costs	(9,720)	(0.7%)	(9,042)	(0.8%)	(9,386)	(0.7%)	(4,774)	(0.7%)	(3,789)	(0.5%)
<b>Profit before tax</b>	<b>127,535</b>	<b>9.8%</b>	<b>51,419</b>	<b>4.6%</b>	<b>134,932</b>	<b>10.5%</b>	<b>107,385</b>	<b>16.2%</b>	<b>129,833</b>	<b>18.5%</b>
Income tax (expense)/credit	(8,122)	(0.6%)	8,448	0.8%	(15,157)	(1.2%)	(11,024)	(1.7%)	(24,485)	(3.5%)
<b>Profit for the year</b>	<b>119,413</b>	<b>9.1%</b>	<b>59,867</b>	<b>5.3%</b>	<b>119,775</b>	<b>9.3%</b>	<b>96,361</b>	<b>14.5%</b>	<b>105,348</b>	<b>15.0%</b>

## FINANCIAL INFORMATION

### Non-HKFRS Measure

To supplement our consolidated financial statements which are presented under HKFRS, we also use adjusted net profit (a non-HKFRS measure) as an additional financial measure, which is not required by, or presented in accordance with HKFRS. We believe that such non-HKFRS measure facilitates comparisons of operating performance from period to period and company to company by eliminating potential impact of certain items. We believe that such measure provides useful information to investors and others in understanding and evaluating our consolidated results of operations in the same manner as they help our management. However, our presentation of the adjusted net profit (a non-HKFRS measure) may not be comparable to similarly titled measures presented by other companies. The use of such non-HKFRS measure has limitations as analytical tools, and you should not consider them in isolation from, or as a substitute for analysis of, our results of operations or financial condition as reported under HKFRS.

We define adjusted net profit (a non-HKFRS measure) as profit for the year/period adjusted by adding back (i) share award expenses, and (ii) listing expenses. Share award expenses arise from granting share-based payment to selected employees including directors, the amount of which is non-cash in nature. Listing expenses primarily consist of professional fees associated with the Listing and the Global Offering.

We believe that these items should be adjusted for when calculating our adjusted net profit (a non-HKFRS measure) in order to provide potential investors with a complete and fair understanding of our operating results, especially in making period-to-period comparisons of, and assessing the profile of, our operating and financial performance, and making comparisons with other comparable companies with similar business operations.

The following table reconciles our adjusted net profit (a non-HKFRS measure) for the year/period presented in accordance with HKFRS.

	Year ended December 31,			Six months ended	
	2021	2022	2023	June 30,	2024
	(RMB in thousands)				
	(unaudited)				
<b>Profit for year/period</b>	<b><u>119,413</u></b>	<b><u>59,867</u></b>	<b><u>119,775</u></b>	<b><u>96,361</u></b>	<b><u>105,348</u></b>
Adjusted for:					
Share award expenses	147	180	11,933	90	3,036
Listing expenses	<u>–</u>	<u>–</u>	<u>9,926</u>	<u>–</u>	<u>6,471</u>
<b>Non-HKFRS measure:</b>					
<b>Adjusted net profit</b>	<b><u>119,560</u></b>	<b><u>60,047</u></b>	<b><u>141,634</u></b>	<b><u>96,451</u></b>	<b><u>114,855</u></b>



## FINANCIAL INFORMATION

### DESCRIPTION OF MAJOR COMPONENTS OF OUR RESULTS OF OPERATIONS

#### Revenue

For the years ended December 31, 2021, 2022, 2023 and the six months ended June 30, 2023 and 2024, our revenue amounted to RMB1,307.3 million, RMB1,125.4 million, RMB1,287.4 million, RMB663.4 million and RMB702.4 million, respectively. During the Track Record Period, we generated substantially all of our revenue from sales of products that we manufactured in-house. To a much lesser extent, we also generated revenue from pharmaceutical services.

#### Revenue by Nature

The following table sets forth a breakdown of our revenue by nature in both absolute amounts and as percentages of our revenue for the periods indicated:

	Year ended December 31,						Six months ended June 30,			
	2021		2022		2023		2023		2024	
	% of		% of		% of		% of		% of	
	total		total		total		total		total	
	Amount	revenue	Amount	revenue	Amount	revenue	Amount	revenue	Amount	revenue
	(RMB in thousands, except for percentages)									
	(unaudited)									
Sales of goods	1,268,427	97.0%	1,105,105	98.2%	1,218,477	94.6%	639,037	96.3%	645,163	91.9%
Pharmaceutical Services										
– Preclinical drug development services provided to Zhongmei Huadong	38,735	3.0%	12,800	1.1%	26,420	2.1%	16,000	2.4%	–	–
– Technology transfer fees from Zhongmei Huadong	–	–	7,500	0.7%	10,500	0.8%	–	–	–	–
– Manufacturing services provided to Zhongmei Huadong	–	–	–	–	29,254	2.3%	7,987	1.2%	53,267	7.6%
– Royalties from Zhongmei Huadong	–	–	–	–	2,415	0.2%	81	0.0%	3,736	0.5%
– Others <sup>(1)</sup>	89	0.0%	–	–	342	0.0%	314	0.0%	194	0.0%
Subtotal	38,824	3.0%	20,300	1.8%	68,931	5.4%	24,382	3.7%	57,197	8.1%
Total	1,307,251	100.0%	1,125,405	100.0%	1,287,408	100.0%	663,419	100.0%	702,360	100%

Note:

(1) Others mainly represent sample testing fees paid by Zhongmei Huadong.

## FINANCIAL INFORMATION

### *Revenue by Therapeutic Areas*

The following table sets forth a breakdown of our revenue by sales of products by therapeutic areas in both absolute amounts and as percentages of our revenue for the periods indicated:

	Year ended December 31,						Six months ended June 30,			
	2021		2022		2023		2023		2024	
	% of		% of		% of		% of		% of	
	total		total		total		total		total	
	Amount	revenue	Amount	revenue	Amount	revenue	Amount	revenue	Amount	revenue
<i>(RMB in thousands, except for percentages)</i>										
<i>(unaudited)</i>										
Orthopedics	355,146	27.2%	444,340	39.5%	708,873	55.1%	367,697	55.4%	414,099	59.0%
Oncology	488,905	37.4%	328,079	29.2%	248,207	19.3%	107,194	16.2%	134,016	19.1%
Hematology	301,712	23.1%	283,100	25.2%	220,976	17.2%	153,253	23.1%	69,429	9.9%
Other <sup>(1)</sup>	122,664	9.4%	49,586	4.4%	40,421	3.1%	10,893	1.6%	27,619	3.9%
<b>Total</b>	<b>1,268,427</b>	<b>97.0%</b>	<b>1,105,105</b>	<b>98.2%</b>	<b>1,218,477</b>	<b>94.6%</b>	<b>639,037</b>	<b>96.3%</b>	<b>645,163</b>	<b>91.9%</b>

*Note:*

(1) It mainly consists of APIs.

## FINANCIAL INFORMATION

### *Revenue by Marketed Products*

The following table sets forth the sales of our marketed products during the Track Record Period in absolute amounts and as percentages of our total revenue for the periods indicated:

	Year ended December 31,						Six months ended June 30,			
	2021	2022		2023			2023	2024		
	Amount	% of total revenue	Amount	% of total revenue	Amount	% of total revenue	Amount	% of total revenue	Amount	% of total revenue
(RMB in thousands, except for percentages)										
(unaudited)										
Guyoudao	355,146	27.2%	444,340	39.5%	708,873	55.1%	367,697	55.4%	414,099	59.0%
Yinuojia	243,329	18.6%	235,375	20.9%	192,046	14.9%	134,666	20.3%	63,333	9.0%
Jilifen	145,838	11.2%	165,964	14.7%	142,537	11.1%	60,539	9.1%	74,749	10.6%
Jijufen	97,181	7.4%	94,298	8.4%	80,523	6.3%	35,621	5.4%	42,022	6.0%
Jipailin	58,383	4.5%	47,725	4.2%	28,930	2.2%	18,587	2.8%	6,096	0.9%
Jiouting	245,886	18.8%	67,817	6.0%	16,548	1.3%	8,429	1.3%	7,709	1.1%
Jifuwei	—	—	—	—	8,599	0.7%	2,605	0.4%	9,536	1.4%
<b>Total</b>	<b>1,145,763</b>	<b>87.6%</b>	<b>1,055,519</b>	<b>93.8%</b>	<b>1,178,056</b>	<b>91.5%</b>	<b>628,144</b>	<b>94.7%</b>	<b>617,544</b>	<b>87.9%</b>

### *Revenue by Geographical Markets*

During the Track Record Period, our sales primarily occurred domestically through distributors and direct sales. Our overseas sales primarily consisted of APIs we directly sold to overseas pharmaceutical companies, and we also sold a small quantity of drug products to overseas medical institutions through distributors. The following table sets forth a breakdown of our revenue by geographical markets in both absolute amounts and as percentages of our revenue for the periods indicated:

	Year ended December 31,						Six months ended June 30,			
	2021	2022		2023			2023	2024		
	Amount	% of total revenue	Amount	% of total revenue	Amount	% of total revenue	Amount	% of total revenue	Amount	% of total revenue
(RMB in thousands, except for percentages)										
(unaudited)										
Mainland China	1,170,683	89.6%	1,073,609	95.4%	1,245,501	96.7%	651,024	98.1%	671,829	95.7%
Other countries/ regions	136,568	10.4%	51,796	4.6%	41,907	3.3%	12,395	1.9%	30,531	4.3%
<b>Total</b>	<b>1,307,251</b>	<b>100.0%</b>	<b>1,125,405</b>	<b>100.0%</b>	<b>1,287,408</b>	<b>100.0%</b>	<b>663,419</b>	<b>100.0%</b>	<b>702,360</b>	<b>100.0%</b>

## FINANCIAL INFORMATION

### Cost of Sales

Our cost of sales consists of costs of materials, labor costs, utilities and maintenance fees, and depreciation. In 2021, 2022 and 2023, our cost of sales was RMB356.8 million, RMB271.1 million and RMB296.7 million, accounting for 27.3%, 24.1% and 23.0% of our total revenue, respectively. For the six months ended June 30, 2023 and 2024, our cost of sales was RMB133.9 million and RMB161.8 million, accounting for 20.2% and 23.0% of our total revenue in the same periods, respectively.

The following table sets forth a breakdown of our cost of sales by nature in absolute amounts and as percentages of our total cost of sales for the periods indicated.

	Year ended December 31,						Six months ended June 30,			
	2021		2022		2023		2023		2024	
	Amount	%	Amount	%	Amount	%	Amount	%	Amount	%
<i>(RMB in thousands, except for percentages)</i>										
<i>(unaudited)</i>										
Costs of materials	242,405	67.9%	170,008	62.7%	159,561	53.8%	81,029	60.5%	81,316	50.3%
Labor costs	58,676	16.4%	52,704	19.4%	65,739	22.2%	25,899	19.3%	46,272	28.6%
Utilities and maintenance fees	44,604	12.5%	38,481	14.2%	59,971	20.2%	22,036	16.5%	26,142	16.2%
Depreciation	11,159	3.1%	9,950	3.7%	11,468	3.9%	4,894	3.7%	8,070	5.0%
<b>Total</b>	<b>356,844</b>	<b>100.0%</b>	<b>271,143</b>	<b>100.0%</b>	<b>296,739</b>	<b>100.0%</b>	<b>133,858</b>	<b>100.0%</b>	<b>161,800</b>	<b>100.0%</b>

Our costs of materials include raw material costs, excipient costs and packaging costs, while raw material costs primarily consist of costs of materials for pharmaceutical intermediates used to produce the APIs that we manufacture in-house, as well as APIs that we procure from third-party suppliers. Our labor costs primarily include salaries, benefits and share-based payments for employees involved in the production of our products. Depreciation mainly relates to plants and equipment used for the production of our products. Utilities and maintenance fees primarily consist of costs of electricity and water, and other manufacturing overhead used for the production of our products.

## FINANCIAL INFORMATION

We purchase raw materials on an as-needed basis at market prices. Generally, each of our main products require distinct raw materials. During the Track Record Period, our cost of sales accounted for 27.3%, 24.1%, 23.0% and 23.0% of our revenue, and our costs of materials accounted for 67.9%, 62.7%, 53.8% and 50.3% of our cost of sales, respectively. Fluctuations in the market prices of materials during the Track Record Period did not have a significant impact on our business or results of operations. The table below sets forth a sensitivity analysis illustrating the impact of hypothetical fluctuations in cost of sales on our net profit for the periods indicated:

	Year ended December 31,						Six months ended June 30,			
	2021		2022		2023		2023		2024	
	RMB'000	%	RMB'000	%	RMB'000	%	RMB'000	%	RMB'000	%
	<i>(unaudited)</i>									
Cost of sales	356,844		271,143		296,739		133,858		161,800	
Gross profit	950,407		854,262		990,669		529,561		540,560	
Profit for the year/period	119,413		59,867		119,775		96,361		105,348	
<b>Costs of materials</b>										
<b>(5% increase)</b>										
Cost of sales	12,120	3.4%	8,500	3.1%	7,978	2.7%	4,051	3.0%	4,066	2.5%
Gross profit	(12,120)	(1.3%)	(8,500)	(1.0%)	(7,978)	(0.8%)	(4,051)	(0.8%)	(4,066)	(0.8%)
Profit for the year/period	(10,302)	(8.6%)	(7,225)	(12.1%)	(6,781)	(5.7%)	(3,444)	(3.6%)	(3,456)	(3.3%)
<b>Labor costs</b>										
<b>(5% increase)</b>										
Cost of sales	2,934	0.8%	2,635	1.0%	3,287	1.1%	1,295	1.0%	2,314	1.4%
Gross profit	(2,934)	(0.3%)	(2,635)	(0.3%)	(3,287)	(0.3%)	(1,295)	(0.2%)	(2,314)	(0.4%)
Profit for the year/period	(2,494)	(2.1%)	(2,240)	(3.7%)	(2,794)	(2.3%)	(1,101)	(1.1%)	(1,967)	(1.9%)
<b>Utilities and maintenance fees</b>										
<b>(5% increase)</b>										
Cost of sales	2,230	0.6%	1,924	0.7%	2,999	1.0%	1,102	0.8%	1,307	0.8%
Gross profit	(2,230)	(0.2%)	(1,924)	(0.2%)	(2,999)	(0.3%)	(1,102)	(0.2%)	(1,307)	(0.2%)
Profit for the year/period	(1,896)	(1.6%)	(1,635)	(2.7%)	(2,549)	(2.1%)	(937)	(1.0%)	(1,111)	(1.1%)
<b>Depreciation</b>										
<b>(5% increase)</b>										
Cost of sales	558	0.2%	497	0.2%	573	0.2%	245	0.2%	404	0.2%
Gross profit	(558)	(0.0%)	(497)	(0.0%)	(573)	(0.1%)	(245)	(0.0%)	(404)	(0.1%)
Profit for the year/period	(474)	(0.4%)	(423)	(0.7%)	(487)	(0.4%)	(208)	(0.2%)	(343)	(0.3%)

## FINANCIAL INFORMATION

### Gross Profit and Gross Profit Margin

Our gross profit represents our revenue less our cost of sales. Gross profit margin represents our gross profit as a percentage of our revenue. In 2021, 2022 and 2023, our gross profit was RMB950.4 million, RMB854.3 million and RMB990.7 million, representing a gross profit margin of 72.7%, 75.9% and 77.0%, respectively. Our gross profit was RMB529.6 million and RMB540.6 million in the six months ended June 30, 2023 and 2024, representing a gross profit margin of 79.8% and 77.0%, respectively.

### Other Income and Gains

Our other income and gains consist primarily of government grants, bank interest income, rental income from operating lease, net foreign exchange gains and others. The following table sets forth a breakdown of our other income and gains for the periods indicated:

	Year ended December 31,			Six months ended	
	2021	2022	2023	June 30,	2024
	Amount	Amount	Amount	Amount	Amount
	<i>(RMB in thousands)</i>				
	<i>(unaudited)</i>				
<b>Other Income</b>					
Government grants <sup>(1)</sup>	4,349	14,110	6,410	1,425	9,025
Bank interest income	319	184	283	122	138
Rental income from an operating lease	1,960	–	–	–	–
Others	465	53	–	–	–
	<u>7,093</u>	<u>14,347</u>	<u>6,693</u>	<u>1,547</u>	<u>9,163</u>
<b>Gains</b>					
Foreign exchange gains, net	<u>–</u>	<u>202</u>	<u>206</u>	<u>262</u>	<u>–</u>
<b>Total</b>	<u>7,093</u>	<u>14,549</u>	<u>6,899</u>	<u>1,809</u>	<u>9,163</u>

*Note:*

- (1) Government grants were awarded by PRC local government authorities to support our research and development activities. During the Track Record Period, there were no unfulfilled conditions related to these government grants.

## FINANCIAL INFORMATION

### Selling and Marketing Expenses

Our selling and marketing expenses consist primarily of marketing and promotion expenses, travelling expenses, labor costs and others.

The following table sets forth a breakdown of our selling and marketing expenses, by absolute amounts and as percentages of our total selling and marketing expenses, for the periods indicated:

	Year ended December 31,						Six months ended June 30,			
	2021		2022		2023		2023		2024	
	Amount	%	Amount	%	Amount	%	Amount	%	Amount	%
	(RMB in thousands, except for percentages)									
	(unaudited)									
Marketing and promotion expenses	494,232	76.1%	432,247	71.0%	419,761	63.2%	233,893	69.3%	213,266	62.4%
Travelling expenses	21,964	3.4%	26,382	4.3%	68,400	10.3%	25,846	7.7%	43,044	12.6%
Labor costs	123,137	18.9%	138,404	22.7%	157,422	23.7%	70,727	21.0%	77,273	22.6%
Others <sup>(1)</sup>	10,220	1.6%	12,041	2.0%	18,162	2.7%	7,099	2.1%	7,966	2.3%
Total	649,553	100.0%	609,074	100.0%	663,745	100.0%	337,565	100.0%	341,549	100.0%

*Note:*

- (1) "Others" primarily comprises expenses related to offices, leases and maintenance, depreciation and amortization, and other miscellaneous expenses.

Marketing and promotion expenses primarily comprise (i) expenses associated with organizing and participating in various academic conferences, seminars and symposia, which mainly consist of registration fees, space and equipment rent, costs related to preparing company brochures, product catalogs and other marketing materials, as well as related meeting disbursements; and (ii) service fees paid to third-party promoters for various marketing and promotional services, including market research, business development and participation in academic conferences. Travelling expenses primarily consist of travel and accommodation expenses of our in-house sales and marketing personnel for the promotion of our products. Labor costs mainly consist of salaries, bonuses, pension, share-based payments and other social security and welfare of our sales and marketing personnel.



## FINANCIAL INFORMATION

### Administrative Expenses

Our administrative expenses consist primarily of labor costs, general operating expenses, depreciation and amortization, and professional consulting fees and others.

The table below sets forth a breakdown of our administrative expenses in absolute amounts and as percentages of our total administrative expenses for the periods indicated:

	2021		Year ended December 31, 2022		2023		Six months ended June 30, 2023		2024	
	Amount	%	Amount	%	Amount	%	Amount	%	Amount	%
<i>(RMB in thousands, except for percentages)</i>										
<i>(unaudited)</i>										
Labor costs	19,765	54.1%	24,642	61.7%	37,105	62.0%	11,048	70.3%	19,077	56.5%
General operating expenses	10,663	29.2%	11,128	27.9%	9,373	15.7%	3,112	19.8%	3,751	11.1%
Depreciation and amortization	1,279	3.5%	2,416	6.0%	1,931	3.2%	1,006	6.4%	804	2.4%
Professional consulting fees <sup>(1)</sup>	3,534	9.7%	1,043	2.6%	10,563	17.6%	219	1.4%	8,394	24.9%
Others <sup>(2)</sup>	1,283	3.5%	717	1.8%	907	1.5%	335	2.1%	1,733	5.1%
<b>Total</b>	<b>36,524</b>	<b>100.0%</b>	<b>39,946</b>	<b>100.0%</b>	<b>59,879</b>	<b>100.0%</b>	<b>15,720</b>	<b>100.0%</b>	<b>33,759</b>	<b>100.0%</b>

*Note:*

(1) The listing expenses included in the professional consulting fees amounted to nil, nil, RMB9.9 million, nil and RMB6.5 million in 2021, 2022, 2023 and the six months ended June 30, 2023 and 2024, respectively.

(2) “Others” primarily comprises transaction fees and other miscellaneous expenses.

Labor costs mainly consist of salaries, bonuses, pension, share-based payments and other social security and welfare of our Directors, senior management and administrative personnel and staff recruitment expenses. General operating expenses mainly consist of travelling expenses, office expenses, litigation fees, repairment costs, insurance fees and environmental protection fees. Depreciation and amortization are mainly related to property and equipment for office and other administrative functions. Professional consulting fees mainly comprise service fees to auditors, legal counsel and other professional service providers in relation to our daily operation, and listing expenses.

## FINANCIAL INFORMATION

### Research and Development Costs

Our research and development costs consist primarily of labor costs, costs of materials, depreciation and utilities, testing and experiment costs, outsourcing and professional consulting fees and others.

The table below sets forth a breakdown of our research and development costs in absolute amounts and as percentages of our total research and development costs for the periods indicated:

	Year ended December 31,						Six months ended June 30,			
	2021		2022		2023		2023		2024	
	% of		% of		% of		% of		% of	
	total		total		total		total		total	
	research		research		research		research		research	
	and		and		and		and		and	
	development		development		development		development		development	
	Amount	costs	Amount	costs	Amount	costs	Amount	costs	Amount	costs
<i>(RMB in thousands, except for percentages)</i>										
<i>(unaudited)</i>										
Labor costs	37,338	28.2%	52,286	33.0%	59,261	46.4%	24,938	38.2%	14,525	39.0%
Costs of materials	30,533	23.0%	31,562	19.9%	15,368	12.0%	11,656	17.9%	7,197	19.3%
Depreciation and utilities	15,037	11.3%	26,728	16.9%	18,722	14.7%	11,162	17.1%	5,881	15.8%
Testing and experiment costs	28,164	21.2%	30,462	19.2%	23,049	18.0%	10,119	15.5%	7,270	19.5%
Outsourcing and professional consulting fees	12,514	9.4%	5,524	3.5%	2,564	2.0%	1,552	2.4%	151	0.4%
Others <sup>(1)</sup>	9,045	6.8%	11,750	7.4%	8,793	6.9%	5,826	8.9%	2,264	6.1%
<b>Total</b>	<b>132,631</b>	<b>100.0%</b>	<b>158,312</b>	<b>100.0%</b>	<b>127,757</b>	<b>100.0%</b>	<b>65,253</b>	<b>100.0%</b>	<b>37,288</b>	<b>100.0%</b>

*Note:*

- (1) "Others" primarily comprises repair fees, office expenses, travel and conference expenses and other miscellaneous expenses.

Labor costs mainly consist of salaries, bonuses, pension, share-based payments and other social security and welfare of our research and development personnel. Costs of materials primarily consist of the consumption of materials, as well as the utilization of consumables. Depreciation and utilities mainly consist of depreciation of property, plant and equipment, as well as utilities in association with, our research and development. Testing and experimental costs primarily consist of clinical trial expenses and labor and testing fees. Outsourcing and professional consulting fees primarily consist of service fees to hospitals and CROs for conducting clinical trials.

## FINANCIAL INFORMATION

### Other Expenses

Our other expenses consist primarily of foreign exchange loss, impairment loss on credit and others. In 2021, 2022 and 2023, our other expenses were RMB1.5 million, RMB1.0 million and RMB1.9 million, accounting for 0.1%, 0.1% and 0.1% of our total revenue, respectively. In the six months ended June 30, 2023 and 2024, our other expenses were RMB0.7 million and RMB3.5 million, accounting for 0.1% and 0.5% of our total revenue, respectively. The following table sets forth a breakdown of our other expenses for the periods indicated:

	Year ended December 31,			Six months ended	
	2021	2022	2023	June 30,	2024
	Amount	Amount	Amount	2023	Amount
	(RMB in thousands)			(unaudited)	
Foreign exchange loss	116	–	–	–	–
Impairment loss on credit	(80)	463	1,219	502	2,999
Others <sup>(1)</sup>	1,501	555	650	171	506
<b>Total</b>	<b>1,537</b>	<b>1,018</b>	<b>1,869</b>	<b>673</b>	<b>3,505</b>

Note:

(1) “Others” primarily comprises losses from fixed asset write-offs and charity donations.

### Finance Costs

Our finance costs consist of interests on bank borrowings and lease liabilities. In 2021, 2022 and 2023, our finance costs were RMB9.7 million, RMB9.0 million and RMB9.4 million, accounting for 0.7%, 0.8% and 0.7% of our total revenue, respectively. In the six months ended June 30, 2023 and 2024, our finance costs were RMB4.8 million, and RMB3.8 million, accounting for 0.7% and 0.5% of our total revenue, respectively.

	Year ended December 31,			Six months ended	
	2021	2022	2023	June 30,	2024
	Amount	Amount	Amount	2023	Amount
	(RMB in thousands)			(unaudited)	
Interest on bank borrowings	9,695	9,020	9,329	4,769	3,749
Interest on lease liabilities	25	22	57	5	40
<b>Total</b>	<b>9,720</b>	<b>9,042</b>	<b>9,386</b>	<b>4,774</b>	<b>3,789</b>

## FINANCIAL INFORMATION

### Income Tax Expense/Credit

The income tax expense/credit consists of current tax and deferred tax. The following table sets forth a breakdown of our income tax expense/credit for the periods indicated:

	Year ended December 31,			Six months ended	
	2021	2022	2023	June 30, 2023	2024
	Amount	Amount	Amount	Amount	Amount
	<i>(RMB in thousands)</i>			<i>(unaudited)</i>	
Current tax —					
Mainland China					
Charge for the year/period	658	—	435	—	26,164
Deferred tax	7,464	(8,448)	14,722	11,024	(1,679)
<b>Total income tax expense/(credit)</b>	<b>8,122</b>	<b>(8,448)</b>	<b>15,157</b>	<b>11,024</b>	<b>24,485</b>

We incurred income tax expense of RMB8.1 million, RMB15.2 million, RMB11.0 million and RMB24.5 million in 2021, 2023 and the six months ended June 30, 2023 and 2024, respectively. Our effective income tax rate, calculated as income tax expenses divided by profit before tax, was 6.4%, 11.2%, 10.3% and 18.9% for the corresponding period. We recorded income tax credit of RMB8.4 million in 2022.

Under the Law of the PRC on Enterprise Income Tax (the “EIT Law”) and Implementation Regulation of the EIT Law, the EIT rate of the PRC subsidiary is 25%. We were accredited as a “High and New Technology Enterprise” (“HNTE”) during the Track Record Period, which entitled us for a preferential Enterprise Income Tax (“EIT”) rate of 15% and a deduction of 100% of our R&D expenses. Due to these preferential tax policies, we incurred low income tax expenses or recorded tax loss in 2021, 2022 and 2023, notwithstanding our accounting profits generated by operational growth. The corporate income tax recovered and repaid by us primarily include the amounts of prepaid income tax on a quarterly basis and tax refunds based on the final settlement results in the following year, respectively. The qualification as an HNTE is subject to review by relevant authorities, including tax authorities, in the PRC every three years. For more details, please refer to Note 10 of the Accountants’ Report in Appendix I to this prospectus.

During the Track Record Period and up to the Latest Practicable Date, we paid all relevant taxes that were due and applicable to us and had no disputes or unresolved tax issues with relevant tax authorities.

## FINANCIAL INFORMATION

### PERIOD TO PERIOD COMPARISON OF RESULTS OF OPERATIONS

#### Six Months Ended June 30, 2024 Compared to Six Months Ended June 30, 2023

##### *Revenue*

Our revenue increased by 5.9% from RMB663.4 million in the six months ended June 30, 2023 to RMB702.4 million in the six months ended June 30, 2024, due to an increase of RMB6.1 million in revenue from sales of goods and increase of RMB32.8 million in revenue from pharmaceutical services.

Revenue from sales of goods increased by 1.0% from RMB639.0 million in the six months ended June 30, 2023 to RMB645.2 million in the six months ended June 30, 2024, primarily due to the rapid increase in sales revenue from Guyoudao, partially offset by decreases in sales revenue from Yinuoja and Jipailin.

- *Guyoudao (bone repair material)*. Our revenue generated from sales of Guyoudao increased by 12.6% from RMB367.7 million in the six months ended June 30, 2023 to RMB414.1 million in the six months ended June 30, 2024, mainly due to the continuous growth of its sales volume.
- *Yinuoja (enoxaparin sodium injection)*. Our revenue generated from sales of Yinuoja decreased by 53.0% from RMB134.7 million in the six months ended June 30, 2023 to RMB63.3 million in the six months ended June 30, 2024, which was primarily due to a decrease of the average selling price of Yinuoja per unit from RMB17.0 thousand to RMB8.3 thousand as a result of a significant price reduction of Yinuoja included in the eighth batch of the national VBP scheme starting in July 2023. See “Business — Pricing — VBP Schemes — National VBP Scheme for Pharmaceuticals” for more details.
- *Jipailin (low molecular weight heparin sodium injection)*. Our revenue generated from sales of Jipailin decreased by 67.2% from RMB18.6 million in the six months ended June 30, 2023 to RMB6.1 million in the six months ended June 30, 2024, which was primarily due to (i) a decrease of the sales volume of Jipailin from 3.9 thousand units in the six months ended June 30, 2023 to 1.7 thousand units in the six months ended June 30, 2024, and (ii) a decrease of the average selling price of Jipailin per unit from RMB4.7 thousand in the six months ended June 30, 2023 to RMB3.6 thousand in the six months ended June 30, 2024. Both decreases were primarily due to the inclusion of enoxaparin, the competing compound of Jipailin, in the eighth batch of national VBP scheme starting in July 2023, which affected the market demand and resulted in the price pressure for our product Jipailin.

Revenue from pharmaceutical services increased by 134.6% from RMB24.4 million in the six months ended June 30, 2023 to RMB57.2 million in the six months ended June 30, 2024, primarily because our provision of commissioned manufacturing services to Zhongmei Huadong increased in the six months ended June 30, 2024. For more information about our collaboration agreements with Zhongmei Huadong, please refer to the paragraphs headed “Business — Collaboration Arrangements.”

## FINANCIAL INFORMATION

### *Cost of sales*

Our cost of sales increased by 20.9% from RMB133.9 million in the six months ended June 30, 2023 to RMB161.8 million in the six months ended June 30, 2024, primarily due to (i) an increase in labor costs of RMB20.4 million in line with our revenue growth, and (ii) an increase in utilities and maintenance fees of RMB4.1 million, which were mainly attributable to an increase in our production and sales volume of Guyoudao.

### *Gross profit and gross profit margin*

As a result of the foregoing, our gross profit increased by 2.1% from RMB529.6 million in the six months ended June 30, 2023 to RMB540.6 million in the six months ended June 30, 2024. Our gross profit margin decreased from 79.8% in the six months ended June 30, 2023 to 77.0% in the six months ended June 30, 2024, primarily because the price reduction of Yinuoja subsequent to its inclusion in the national VBP scheme.

### *Other income and gains*

Our other income and gains increased by 406.5% from RMB1.8 million in the six months ended June 30, 2023 to RMB9.2 million in the six months ended June 30, 2024, primarily due to an increase in government grants of RMB7.6 million.

### *Selling and marketing expenses*

Our selling and marketing expenses increased by 1.2% from RMB337.6 million in the six months ended June 30, 2023 to RMB341.5 million in the six months ended June 30, 2024, primarily due to an increase in travelling expenses from RMB25.8 million in the six months ended June 30, 2023 to RMB43.0 million in the six months ended June 30, 2024, which was primarily attributed to enhanced marketing activities driven by the Company's strategy to penetrate prefecture and county-level markets.

### *Administrative expenses*

Our administrative expenses increased by 114.8% from RMB15.7 million in the six months ended June 30, 2023 to RMB33.8 million in the six months ended June 30, 2024, primarily due to (i) an increase of professional consulting fees from RMB0.2 million in the six months ended June 30, 2023 to RMB8.4 million in the six months ended June 30, 2024, primarily due to the incurrence of listing expenses, and (ii) an increase of labor costs from RMB11.0 million in the six months ended June 30, 2023 to RMB19.1 million in the six months ended June 30, 2024, primarily due to an increase in the number of employees, average wages, and share-based payments.

## FINANCIAL INFORMATION

### *Research and development costs*

Our research and development costs decreased by 42.9% from RMB65.3 million in the six months ended June 30, 2023 to RMB37.3 million in the six months ended June 30, 2024, primarily due to (i) a decrease in labor costs from RMB24.9 million in the six months ended June 30, 2023 to RMB14.5 million in the six months ended June 30, 2024, (ii) a decrease in depreciation and utilities from RMB11.2 million in the six months ended June 30, 2023 to RMB5.9 million in the six months ended June 30, 2024, and (iii) a decrease in testing and experiment costs from RMB10.1 million in the six months ended June 30, 2023 to RMB7.3 million in the six months ended June 30, 2024. The decrease was mainly because, compared to the six months ended June 30, 2023, during the six months ended June 30, 2024, we focused more on advancing the development of JY29-2 (Jiyoutai), JY29-2 (Jikeqin), and JY06 (Jixinfen). As these drug candidates were in post-Phase III clinical stages, their development costs were capitalized and recorded as intangible assets rather than being included in the research and development costs.

### *Other expenses*

Our other expenses increased by 420.8% from RMB0.7 million in the six months ended June 30, 2023 to RMB3.5 million in the six months ended June 30, 2024, primarily due to an increase of impairment loss on credit from RMB0.5 million in the six months ended June 30, 2023 to RMB3.0 million in the six months ended June 30, 2024, which was incidental to the growth of our trade and bills receivable as our revenue increased.

### *Finance costs*

Our finance costs decreased by 20.6% from RMB4.8 million in the six months ended June 30, 2023 to RMB3.8 million in the six months ended June 30, 2024, primarily due to a decrease of interest on bank borrowings from RMB4.8 million in the six months ended June 30, 2023 to RMB3.7 million in the six months ended June 30, 2024, which was attributable to a decrease in our loan interest rates.

### *Income tax expense*

Our income tax expense increased by 122.1% from RMB11.0 million in the six months ended June 30, 2023 to RMB24.5 million in the six months ended June 30, 2024, primarily due to a reduction in the amount of R&D expenses eligible for deduction, resulting in higher taxable income.

### *Profit for the period*

As a result of the foregoing, our profit increased by 9.3% from RMB96.4 million in the six months ended June 30, 2023 to RMB105.3 million in the six months ended June 30, 2024.



## FINANCIAL INFORMATION

### Year Ended December 31, 2023 Compared to Year Ended December 31, 2022

#### *Revenue*

Our revenue increased by 14.4% from RMB1,125.4 million in 2022 to RMB1,287.4 million in 2023, due to an increase of RMB113.4 million in revenue from sales of goods and increase of RMB48.6 million in revenue from pharmaceutical services.

Revenue from sales of goods increased by 10.3% from RMB1,105.1 million in 2022 to RMB1,218.5 million in 2023, primarily due to the rapid increase in sales revenue from Guyoudao. Our revenue generated from sales of Guyoudao increased by 59.5% from RMB444.3 million in 2022 to RMB708.9 million in 2023, mainly due to the continuous growth of its sales volume. The increase in sales volume of Guyoudao was primarily due to the increasing demand of rhBMP-2 products in China, the increasing recognition of Guyoudao in the market and the Company's continuous commercialization efforts.

Revenue from pharmaceutical services increased by 239.6% from RMB20.3 million in 2022 to RMB68.9 million in 2023, primarily because (i) we started to provide commissioned manufacturing services to Zhongmei Huadong in 2023 and (ii) we had reached a major payment milestone under our Liluping (liraglutide) transfer arrangements with Zhongmei Huadong in 2023, which is Zhongmei Huadong's obtaining of the NDA approval for Liluping.

#### *Cost of sales*

Our cost of sales increased by 9.4% from RMB271.1 million in 2022 to RMB296.7 million in 2023, primarily due to (i) an increase in utilities and maintenance fees of RMB21.5 million and labor costs of RMB13.0 million, which were mainly attributable to an increase in our production and sales volume of Guyoudao, and (ii) an increase in labor costs in line with our revenue growth. Such increases were partially offset by a decrease in our costs of materials, primarily due to the increased proportion of Guyoudao as a percentage of our total sales volume, which requires a relatively low amount of raw materials to manufacture.

#### *Gross profit and gross profit margin*

As a result of the foregoing, our gross profit increased by 16.0% from RMB854.3 million in 2022 to RMB990.7 million in 2023, and our gross profit margin increased from 75.9% in 2022 to 77.0% in 2023, primarily because the increased proportion of sales revenue from Guyoudao, which has a comparatively high gross profit margin.

#### *Other income and gains*

Our other income and gains decreased by 52.6% from RMB14.5 million in 2022 to RMB6.9 million in 2023, primarily due to a decrease in government grants from RMB14.1 million in 2022 to RMB6.4 million in 2023, primarily resulting from routine adjustments to government grant policies.

## FINANCIAL INFORMATION

### *Selling and marketing expenses*

Our selling and marketing expenses increased by 9.0% from RMB609.1 million in 2022 to RMB663.7 million in 2023, primarily due to (i) an increase in travelling expenses from RMB26.4 million in 2022 to RMB68.4 million in 2023, attributable to increased marketing activities, such as visits to existing and potential customers, after the ease of the COVID-19 related restrictive measures; and (ii) an increase in labor costs from RMB138.4 million in 2022 to RMB157.4 million in 2023, resulting from an increase in the headcount of our selling and marketing team, which increased from 649 as of December 31, 2022 to 696 as of December 31, 2023, and employee compensation. The Company considers the penetration of prefecture- and county-level markets a component of its business strategy. Consequently, in 2023, the Company bolstered travel support for its existing personnel to ensure comprehensive coverage of these markets. This strategy proved highly effective. For example, with respect to Guyoudao, the Company achieved a notable 29.6% increase in new hospital admissions in 2023 as compared to 2022. The new hospital admissions totaled 280, extending the Company's presence to 208 prefecture-level cities and 686 county-level cities.

### *Administrative expenses*

Our administrative expenses increased by 49.9% from RMB39.9 million in 2022 to RMB59.9 million in 2023, primarily due to (i) an increase of labor costs from RMB24.6 million in 2022 to RMB37.1 million in 2023, attributable to an increase in share-based payments; and (ii) an increase of professional consulting fees from RMB1.0 million in 2022 to RMB10.6 million in 2023, primarily due to the incurrence of listing expenses.

### *Research and development costs*

Our research and development costs decreased by 19.3% from RMB158.3 million in 2022 to RMB127.8 million in 2023, primarily due to a decrease in costs of materials from RMB31.6 million in 2022 to RMB15.4 million in 2023. Such decrease is mainly because (i) JY06 (Jixinfen) and JY29-2 (Jiyoutai) had entered phase III clinical trials and no longer incurred research and development costs; and (ii) JY43 and JY47 had completed pre-clinical studies and started to require less materials in their subsequent research and development.

### *Other expenses*

Our other expenses increased by 83.6% from RMB1.0 million in 2022 to RMB1.9 million in 2023, primarily due to an increase of impairment loss on credit from RMB0.5 million in 2022 to RMB1.2 million in 2023, which was incidental to the growth of our trade and bills receivable as our revenue increased.

## FINANCIAL INFORMATION

### *Finance costs*

Our finance costs increased by 3.8% from RMB9.0 million in 2022 to RMB9.4 million in 2023, primarily due to an increase of interest on bank borrowings from RMB9.0 million in 2022 to RMB9.3 million in 2023, which was attributable to an increase in our bank loans.

### *Income tax expense*

We recorded income tax credit of RMB8.4 million in 2022 and income tax expense of RMB15.2 million, primarily because the additional deductible allowance for research and development costs remained stable, although there was an increase in profit before tax.

### *Profit for the year*

As a result of the foregoing, our profit increased by 100.1% from RMB59.9 million in 2022 to RMB119.8 million in 2023.

### **Year Ended December 31, 2022 Compared to Year Ended December 31, 2021**

### *Revenue*

Our revenue decreased by 13.9% from RMB1,307.3 million in 2021 to RMB1,125.4 million in 2022 due to a decrease of RMB163.3 million in revenue from sales of goods and a decrease of RMB18.5 million in revenue from pharmaceutical services.

Revenue from sales of goods decreased by 12.9% from RMB1,268.4 million in 2021 to RMB1,105.1 million in 2022, primarily due to a decrease of revenue from sales of Jiouting and API of enoxaparin. Our revenue generated from Jiouting decreased by 72.4% from RMB245.9 million in 2021 to RMB67.8 million in 2022, which was due to a reduction in Jiouting's sales volume and sales price after its inclusion in the volume-based procurement program. Our revenue generated from sales of enoxaparin API decreased by 61.3% from RMB121.8 million in 2021 to RMB47.1 million in 2022, which was mainly due to a geopolitical conflict which affected our sales to a client in Ukraine, with whom we had ongoing transactions in 2023. The decrease of revenue from sales of Jiouting and enoxaparin API was partially offset by a 25.1% increase in revenue from the sales of Guyoudao, rising from RMB355.1 million to RMB444.3 million. Such increase was mainly due to the continuous growth of Guyoudao's sales volume. The increase in sales volume of Guyoudao was mainly attributable to the increasing demand of rhBMP-2 products in China, the increasing recognition of Guyoudao in the market and the Company's continuous commercialization efforts.

## FINANCIAL INFORMATION

Revenue from pharmaceutical services decreased by 47.7% from RMB38.8 million in 2021 to RMB20.3 million in 2022, primarily due to the timing of payment milestones in connection with our collaboration with Zhongmei Huadong for the R&D of Liluping and two other biologics. For more information about our collaboration agreements with Zhongmei Huadong, please refer to the paragraphs headed “Business — Collaboration Arrangements.”

### *Cost of sales*

Our cost of sales decreased by 24.0% from RMB356.8 million in 2021 to RMB271.1 million in 2022 primarily due to a decrease in costs of materials of RMB72.4 million, which was mainly attributable to a decrease in our sales volume of Jiouting and enoxaparin API. Such decrease primarily results from Jiouting’s inclusion in the volume-based procurement program in 2022, and the adverse impact of a geopolitical conflict on our overseas sales of enoxaparin APIs.

### *Gross profit and gross profit margin*

As a result of the foregoing, our gross profit decreased by 10.1% from RMB950.4 million in 2021 to RMB854.3 million in 2022. Our gross profit margin increased from 72.7% in 2021 to 75.9% in 2022, primarily due to (i) the increased proportion of sales revenue from Guyoudao, which has a comparatively high gross profit margin, and our cost reduction achieved through optimizing the manufacturing process of Guyoudao, which further increased its gross profit margin, and (ii) a decrease in the percentage of our revenue generated from sales of APIs to overseas markets, which have a relatively low gross profit margin.

### *Other income and gains*

Our other income and gains increased by 105.1% from RMB7.1 million in 2021 to RMB14.5 million in 2022, primarily due to an increase in government grants from RMB4.3 million in 2021 to RMB14.1 million in 2022, primarily resulting from routine adjustments to government grant policies.

### *Selling and marketing expenses*

Our selling and marketing expenses decreased by 6.2% from RMB649.6 million in 2021 to RMB609.1 million in 2022, primarily due to a decrease in marketing and promotion expenses from RMB494.2 million in 2021 to RMB432.2 million in 2022, resulting from a decrease in our marketing and promotion activities, which is in line with our decrease in revenue.

## FINANCIAL INFORMATION

### *Administrative expenses*

Our administrative expenses increased by 9.4% from RMB36.5 million in 2021 to RMB39.9 million in 2022, primarily due to (i) an increase in labor costs from RMB19.8 million to RMB24.6 million, which was attributable to increased compensation level, and (ii) an increase in depreciation and amortization from RMB1.3 million in 2021 to RMB2.4 million in 2022, which was attributable to depreciation and amortization of property, plant and equipment and intangible assets in relation to our administrative uses.

### *Research and development costs*

Our research and development costs increased by 19.4% from RMB132.6 million in 2021 to RMB158.3 million in 2022, primarily due to (i) an increase in labor cost from RMB37.3 million to RMB52.3 million, resulting from increased compensation level and an increase in research and development personnel; (ii) an increase in depreciation and utilities from RMB15.0 million to RMB26.7 million, primarily resulting from the depreciation and amortization of R&D related facilities and equipment; and (iii) an increase of RMB3.3 million in costs of materials and testing and experimental costs, primarily resulting from advancement of our R&D projects.

### *Other expenses*

Our other expenses decreased by 33.8% from RMB1.5 million in 2021 to RMB1.0 million in 2022, primarily due to (i) a decrease in bereavement pay of RMB0.4 million, and (ii) a decrease in others, primarily consisting of losses from fixed asset write-offs.

### *Finance costs*

Our finance costs decreased by 7.0% from RMB9.7 million in 2021 to RMB9.0 million in 2022, primarily due to a decrease in interest on bank borrowings from RMB9.7 million in 2021 to RMB9.0 million in 2022. Such decrease is attributable to our annual negotiation with the banks which resulted in the lowering of our interest rates.

### *Income tax expense/credit*

We recorded income tax expense of RMB8.1 million in 2021 and income tax credit of RMB8.4 million in 2022 due to a decrease in profit before tax and an increase in the additional deductible allowance for research and development costs.

### *Profit for the year*

As a result of the foregoing, our net profit decreased by 49.9% from RMB119.4 million in 2021 to RMB59.9 million in 2022.

## FINANCIAL INFORMATION

### DISCUSSION OF SELECTED ITEMS FROM THE CONSOLIDATED STATEMENTS OF FINANCIAL POSITION

The table below sets forth selected information from our consolidated statements of financial position as of the dates indicated, which has been extracted from the Accountants' Report included in Appendix I to this prospectus.

	As of December 31,			As of
	2021	2022	2023	June 30,
	(RMB in thousands)			2024
ASSETS				
Non-current assets				
Property, plant and equipment	396,953	385,333	371,469	362,288
Right-of-use assets	972	467	2,090	1,672
Intangible assets	30,789	65,789	91,347	115,986
Prepayments, other receivables and other assets	6,580	3,236	3,052	2,680
Total non-current assets	435,294	454,825	467,958	482,626
Current assets				
Inventories	201,529	171,898	169,814	158,011
Trade and bills receivables	410,305	474,502	532,511	609,847
Prepayments, other receivables and other assets	24,214	15,702	21,655	35,190
Due from related parties	16,652	24,735	22,560	72,219
Restricted bank deposits	377	378	20	20
Cash and cash equivalents	94,829	71,540	93,178	78,770
Total current assets	747,906	758,755	839,738	954,057
LIABILITIES				
Current liabilities				
Trade payables	66,449	51,646	42,424	31,567
Lease liabilities	311	326	773	1,280
Other payables and accruals	154,594	145,350	158,198	135,811
Due to related parties	396	898	815	1,566
Interest-bearing bank borrowings	157,558	141,532	130,837	174,683
Contract liabilities	21,213	16,180	14,034	14,218
Tax payable	–	–	435	14,406
Total current liabilities	400,521	355,932	347,516	373,531

## FINANCIAL INFORMATION

	As of December 31,			As of
	2021	2022	2023	June 30,
	(RMB in thousands)			2024
ASSETS				
Net current assets	347,385	402,823	492,222	580,526
Total assets less current liabilities	782,679	857,648	960,180	1,063,152
Non-current liabilities				
Lease liabilities	326	–	937	470
Interest-bearing bank borrowings	45,808	78,726	34,523	31,646
Other payables and accruals	5,121	7,899	7,267	6,878
Deferred tax liabilities	13,287	4,839	19,561	17,882
Total non-current liabilities	64,542	91,464	62,288	56,876
Net assets	718,137	766,184	897,892	1,006,276
Equity				
Paid-in capital	53,446	53,446	–	–
Share capital	–	–	200,000	200,000
Reserves	664,691	712,738	697,892	806,276
Total equity	718,137	766,184	897,892	1,006,276

### Assets

#### *Intangible assets*

Our intangible assets mainly represented software, patents and license, trademark, and deferred development costs. We performed annual impairment testing during the Track Record Period for deferred development costs which were not yet available for use. For impairment testing, deferred development costs are allocated to the cash-generating unit (“CGU”), which is supposed to be able to generate cash flows independently from those of the other products. Impairment review on our deferred development costs is conducted by our management, by engaging an independent qualified professional valuer, Kun Yuan Asset Appraisal Co., Ltd. (“Kun Yuan”), to estimate the recoverable amount of the CGU at the end of each year.



## FINANCIAL INFORMATION

For the purpose of impairment review, the recoverable amount of the CGU is determined based on the fair value less costs of disposal. The fair value of the deferred development costs not yet available for use was determined using the relief from royalty method, taking into account the nature of the assets, using cash flow projections and the royalty rates. We recognize development costs as follows:

The CGU of JY06 (Jixinfen) will generate cash inflows starting from 2025 based on the timing of clinical development, regulatory approval and commercial ramp-up. The financial performance of JY06 (Jixinfen) is expected to reach its peak in 2032, and up to the end of the exclusivity for the product. The CGU of JY29-2 (Jiyoutai) will generate cash inflows starting from 2026 based on the timing of clinical development, regulatory approval and commercial ramp-up. The financial performance of JY29-2 (Jiyoutai) is expected to reach its peak in 2030, and up to the end of the exclusivity for the product. We believe the length of the forecast period is appropriate, given that biopharmaceutical companies typically require more time to generate positive cash flows, especially when their products are undergoing clinical trials, compared to companies in other industries. Hence, we believe that an estimation of forecast period for the cash-generating unit being longer than five years is justifiable and consistent with industry practice.

With the assistance of Kun Yuan, we determined the recoverable amount of the above CGU based on the key assumptions, and the carrying amounts of two products during the Track Record Period are as follows:

	As of December 31,			As of
	2021	2022	2023	June 30,
	(RMB in thousands)			2024
JY06 (Jixinfen)	30,446	47,281	52,558	56,776
JY29-2 (Jiyoutai)	–	18,318	37,740	58,308
	<u>          </u>	<u>          </u>	<u>          </u>	<u>          </u>
Total	<u>30,446</u>	<u>65,599</u>	<u>90,298</u>	<u>115,084</u>

## FINANCIAL INFORMATION

The following outlines each key assumption underlying the cash flow projections used to conduct impairment testing of development costs:

*(a) The annual revenue growth rates*

	As of December 31,			As of
	2021	2022	2023	June 30, 2024
The annual revenue growth rate of JY06 (Jixinfen) till 2032	20.64%~ 54.96%	20.64%~ 54.96%	20.64%~ 54.96%	20.64%~ 48.18%
The annual revenue growth rate of JY29-2(Jiyoutai) till 2032	–	–2.89%~ 415.4%	–2.89%~ 415.4%	–2.89%~ 415.4%

We determined the annual revenue growth rates for the forecast period based on our expectations for market expansion and product development.

*(b) The royalty rates*

	As of December 31,			As of
	2021	2022	2023	June 30, 2024
JY06 (Jixinfen)	11.78%	12.34%	12.90%	12.90%
JY29-2 (Jiyoutai)	–	11.78%	12.20%	12.48%

The royalty rates for the Company's patents during the Track Record Period are derived based on industry-standard royalty rates and the adjustment coefficient.

*(c) The pre-tax discount rates*

	As of December 31,			As of
	2021	2022	2023	June 30, 2024
JY06 (Jixinfen)	15.38%	15.14%	14.62%	14.23%
JY29-2 (Jiyoutai)	–	15.59%	15.07%	14.42%

The pre-tax discount rates used are before tax and reflect specific risks relating to the units.

## FINANCIAL INFORMATION

Details of the headroom measured by excess of the recoverable amounts over the carrying amounts of the CGU as of December 31, 2021, 2022 and 2023 and as of June 30, 2024 are set out as follows:

	As of December 31,			As of
	2021	2022	2023	June 30,
	(RMB in thousands)			2024
JY06 (Jixinfen)	7,944	14,049	22,522	19,574
JY29-2 (Jiyoutai)	–	201,582	225,980	226,122

**(d) Sensitivity analysis**

We performed the sensitivity analysis based on the assumption that annual revenue growth rates, pre-tax discount rates and royalty rates have been changed. The following table sets out the impact of variations in each of the key assumptions. Had these estimated key assumptions been changed as below, the headroom would have increased/(decreased) as follows:

JY06 (Jixinfen):

	As of December 31,			As of
	2021	2022	2023	June 30,
	(RMB in thousands)			2024
Annual revenue growth rate increased by 5%	10,350	11,540	13,140	13,213
Annual revenue growth rate decreased by 5%	(8,810)	(9,820)	(11,160)	(11,233)
Pre-tax discount rate increased by 1%	(2,460)	(2,750)	(3,130)	(3,205)
Pre-tax discount rate decreased by 1%	2,600	2,900	3,320	3,416
Royalty rate increased by 1%	5,220	5,550	6,010	6,114
Royalty rate decreased by 1%	(5,230)	(5,550)	(6,010)	(6,101)

## FINANCIAL INFORMATION

JY29-2 (Jiyoutai):

	As of December 31,			As of
	2021	2022	2023	June 30,
	(RMB in thousands)			2024
Annual revenue growth rate increased by 5%	–	27,410	30,810	33,362
Annual revenue growth rate decreased by 5%	–	(24,470)	(27,510)	(29,789)
Pre-tax discount rate increased by 1%	–	(8,370)	(9,440)	(10,257)
Pre-tax discount rate decreased by 1%	–	8,790	9,930	10,796
Royalty rate increased by 1%	–	20,820	22,490	23,661
Royalty rate decreased by 1%	–	(20,800)	(22,490)	(23,667)

We believe that no reasonably possible change in the key assumptions mentioned above would cause the carrying amounts of the CGU to exceed their recoverable amounts as of December 31, 2021, 2022 and 2023 and as of June 30, 2024. We believe that there was no impairment of the CGU as of December 31, 2021, 2022 and 2023 and as of June 30, 2024.

Our intangible assets increased from RMB30.8 million as of December 31, 2021 to RMB65.8 million as of December 31, 2022, and further increased to RMB91.3 million as of December 31, 2023 and RMB116.0 million as of June 30, 2024, primarily due to the advancement of our research and development projects, which led to an increase in our deferred development costs.

### *Prepayments, other receivables and other assets*

Our prepayments, other receivables and other assets consist primarily of (i) prepayments, (ii) tax recoverable, (iii) right-of-return assets, (iv) other receivables, (v) advance payments for property, plant and equipment, and (vi) deferred listing expenses.

## FINANCIAL INFORMATION

The following table sets forth the details of our prepayments, other receivables and other assets as of the dates indicated.

	As of December 31,			As of
	2021	2022	2023	June 30,
	(RMB in thousands)			2024
Current				
Prepayments	8,291	9,550	8,149	9,437
Tax recoverable	11,606	1,103	1,314	–
Right-of-return assets	1,086	810	684	614
Other receivables	3,771	4,779	3,361	11,059
Deferred listing expenses	–	–	8,685	14,711
Impairment	(540)	(540)	(538)	(631)
Subtotal	<u>24,214</u>	<u>15,702</u>	<u>21,655</u>	<u>35,190</u>
Non-current				
Advance payments for property, plant and equipment	<u>6,580</u>	<u>3,236</u>	<u>3,052</u>	<u>2,680</u>
<b>Total</b>	<b><u>30,794</u></b>	<b><u>18,938</u></b>	<b><u>24,707</u></b>	<b><u>37,870</u></b>

Our prepayments, other receivables and other assets decreased by 38.5% from RMB30.8 million as of December 31, 2021 to RMB18.9 million as of December 31, 2022, primarily due to (i) a decrease in tax recoverable from RMB11.6 million to RMB1.1 million as a result of a reduction in advance payment of corporate income tax, and (ii) a decrease in advanced payments for property, plant and equipment from RMB6.6 million to RMB3.2 million, as part of these advance payments was later recorded as property, plant, and equipment.

Our prepayments, other receivables and other assets increased by 30.5% from RMB18.9 million as of December 31, 2022 to RMB24.7 million as of December 31, 2023, primarily due to an increase in deferred listing expenses.

Our prepayments, other receivables and other assets increased by 53.3% from RMB24.7 million as of December 31, 2023 to RMB37.9 million as of June 30, 2024, primarily due to an increase in other receivables, in relation to higher staff advances, as well as deferred listing expenses.

## FINANCIAL INFORMATION

### *Inventories*

Our inventories consist of raw materials and consumables, work in progress, finished goods and contract costs. We hold production balance meetings on a monthly basis to ensure prompt communication regarding raw material inventory levels among our internal teams. With the exception of materials characterized by high prices and specific storage conditions, the warehouses typically maintain a certain amount of safety stock of raw materials. Furthermore, all warehouses perform routine monthly inventory stocktake to prevent the accumulation and excessive stockpiling of raw materials. During the Track Record Period, the Company has not encountered any instances of either insufficient or excessive inventory. In addition to these measures, the Finance Department conducts periodic spot checks of warehouse inventory. The following table sets forth a breakdown of our inventories as of the dates indicated:

	As of December 31,			As of
	2021	2022	2023	June 30,
	(RMB in thousands)			2024
Raw materials and consumables	54,401	39,245	52,138	44,937
Work in progress	81,181	69,390	75,153	72,439
Finished goods	32,703	36,146	35,076	38,387
Contract costs <sup>(1)</sup>	34,874	29,668	9,966	9,966
Subtotal	203,159	174,449	172,333	165,729
Provision for impairment of inventories	(1,630)	(2,551)	(2,519)	(7,718)
<b>Total</b>	<b>201,529</b>	<b>171,898</b>	<b>169,814</b>	<b>158,011</b>

*Note:*

- (1) “Contract costs” primarily comprises our cost of providing R&D services pursuant to our contracts with Zhongmei Huadong. For more information about our collaboration agreements with Zhongmei Huadong, please refer to the paragraphs headed “Business — Collaboration Arrangements.”

Our inventories decreased by 14.7% from RMB201.5 million as of December 31, 2021 to RMB171.9 million as of December 31, 2022, primarily due to (i) a decrease in raw materials and consumables from RMB54.4 million to RMB39.2 million; and (ii) a decrease in work in progress from RMB81.2 million to RMB69.4 million. Such decreases were primarily due to our decline in sales of Jiouting and API of enoxaparin in 2022.

## FINANCIAL INFORMATION

Our inventories decreased by 1.2% from RMB171.9 million as of December 31, 2022 to RMB169.8 million as of December 31, 2023, primarily due to a decrease in contract costs from RMB29.7 million to RMB10.0 million. This decrease in contract costs was primarily due to the partial and complete fulfillment of our agreements with Zhongmei Huadong regarding the technology development and transfer of Liluping (liraglutide), respectively. As a result, the corresponding contract costs were recognized as our cost of sales, leading to a decrease in contract costs. This decrease was partially offset by increases of raw materials and consumables from RMB39.2 million to RMB52.1 million and work in progress from RMB69.4 million to RMB75.2 million, as we bolstered our inventory levels in response to the growth in the sales of our products.

Our inventories decreased by 7.0% from RMB169.8 million as of December 31, 2023 to RMB158.0 million as of June 30, 2024, primarily due to a decrease in raw materials and consumables from RMB52.1 million to RMB44.9 million and work in progress from RMB75.2 million to RMB72.4 million. This decrease was primarily due to a decline in the market price of heparin sodium raw materials and the consumption of previously stocked inventories.

The following table sets forth the number of turnover days for our inventories for the periods indicated:

	For the year ended December 31,			For the six months ended June 30,
	2021	2022	2023	2024
Inventory turnover days <sup>(1)</sup>	232	251	210	183

*Note:*

- (1) Inventory turnover days for a given period is the average of the opening and ending balances of inventories divided by cost of sales for that period and multiplied by 365 days for a full-year period or 181 days for a six-month period.

Our inventory turnover days increased from 232 days in 2021 to 251 days in 2022, and then decreased to 210 days in 2023. Our inventory turnover days decreased from 210 days in 2023 to 183 days for the six months ended June 30, 2024. This trend aligned with changes in our revenue, which decreased from 2021 to 2022, increased from 2022 to 2023, and further increased from the six months ended June 30, 2023, to the six months ended June 30, 2024.



## FINANCIAL INFORMATION

The following table sets forth an aging analysis of our inventories, net of provision for impairment, as of the dates indicated.

	As of December 31,			As of
	2021	2022	2023	June 30, 2024
	<i>(RMB in thousands)</i>			
Less than one year	182,780	155,325	158,821	151,859
Over one year	20,379	19,124	13,512	13,870
Provision for impairment	<u>(1,630)</u>	<u>(2,551)</u>	<u>(2,519)</u>	<u>(7,718)</u>
	<u>201,529</u>	<u>171,898</u>	<u>169,814</u>	<u>158,011</u>

We review the condition of inventories regularly and makes allowance for inventories that are identified as obsolete, slow-moving or no longer recoverable. We carry out the inventory review on a product-by-product basis and make allowances with reference to the latest market prices and current market conditions. We believe there is no recoverability issue for the following reasons. (1) The stable nature of current market demand provides a solid basis for our outlook on the recoverability of our inventory. For example, according to CIC, the market size of rhBMP-2 bone repair materials is expected to increase to RMB4,414.2 million in 2032, with a CAGR of 23.3% from 2022 to 2032. (2) A substantial portion of the Company's inventory not only have high profit margins but also feature a short inventory age, as they are usually sold within one year. (3) The results of the annual impairment testing conducted by management suggest that there are no underlying recoverability concerns related to our inventory. Based on conditions of goods, including aging and expiry, and estimated net realizable value of our inventories, we make provision for impairment of inventories when the inventories become obsolete or damaged and the carrying value declines below the net realizable value. We believe the current provision for inventory write-down is sufficient taking into account the factors including the expire dates of the inventories and the expected future demand of relevant products. (4) We have implemented an effective inventory management system. This system meticulously monitors each stage of the warehousing process, ensuring optimal oversight and control. For inventory management, please refer to the paragraphs headed "Business — Production and Quality Control — Inventory Management." As of December 31, 2021, 2022 and 2023 and as of June 30, 2024, sufficient provision has been made with regard to the inventories, which amounted to RMB1.6 million, RMB2.6 million, RMB2.5 million and RMB7.7 million, respectively.

As of September 30, 2024, approximately RMB45.8 million or approximately 29.0% of our inventories as of June 30, 2024, were subsequently consumed.

## FINANCIAL INFORMATION

### *Trade and bills receivables*

Our trade and bills receivables primarily consist of trade receivables, bills receivables, financial assets at fair value through other comprehensive income and impairment. The following table sets forth a breakdown of our trade and bills receivables as of the dates indicated:

	As of December 31,			As of
	2021	2022	2023	June 30,
	(RMB in thousands)			2024
Trade receivables	342,522	412,182	484,801	566,664
Bills receivable	35,719	19,272	17,458	8,858
Financial assets at fair value through other comprehensive income <sup>(1)</sup>	32,973	44,441	32,965	39,340
Impairment	(909)	(1,393)	(2,713)	(5,015)
	<u>410,305</u>	<u>474,502</u>	<u>532,511</u>	<u>609,847</u>

*Notes:*

- (1) Representing promissory notes from certain prestigious banks which are categorized as financial assets measured at fair value through other comprehensive income, as we hold such notes with a dual focus — collecting expected cash flows and exploring opportunities for selling.

Our trade and bills receivables increased by 15.6% from RMB410.3 million as of December 31, 2021 to RMB474.5 million as of December 31, 2022. The increase was attributable to: (i) an increase of trade receivables from RMB342.5 million to RMB412.2 million and (ii) an increase of financial assets at fair value through other comprehensive income from RMB33.0 million to RMB44.4 million. Both increases are primarily due to an increase in our revenue from the sales of Guyoudao, a medical device product, as a percentage of our revenue, which generally have longer credit periods compared to that of our drug products. According to CIC, it is an industry norm that medical device products have longer credit period than drug products.

Our trade and bills receivables increased from RMB474.5 million as of December 31, 2022 to RMB532.5 million as of December 31, 2023 and further to RMB609.8 million as of June 30, 2024, primarily because our trade receivables increased from RMB412.2 million to RMB484.8 million and further to RMB567.4 million, generally in line with an increase in our revenue from the sales of Guyoudao.

As of September 30, 2024, approximately RMB245.9 million or approximately 43.4% of our trade receivables as of June 30, 2024, were subsequently settled.

## FINANCIAL INFORMATION

The table below sets forth an aging analysis of our trade and bills receivables and financial assets at fair value through other comprehensive income of our Group as of dates indicated, based on the invoice date and net of loss allowance:

	As of December 31,			As of
	2021	2022	2023	June 30,
	(RMB in thousands)			2024
0 to 90 days	273,634	275,308	243,627	296,260
91 to 180 days	78,498	113,688	141,396	141,217
181 to 365 days	56,029	82,532	142,770	124,663
1 to 2 years	1,888	2,621	4,446	44,841
2 to 3 years	256	353	272	2,866
	<u>410,305</u>	<u>474,502</u>	<u>532,511</u>	<u>609,847</u>

Our trading terms with customers are mainly on credit as well as payment in advance. We generally grant credit terms of 30 to 90 days, with longer terms granted to customers of our drug-device combination product. Each customer has a maximum credit limit. We seek to maintain strict control over our outstanding receivables and have a credit control department to minimize credit risk. Overdue balances are reviewed regularly by us. In view of the aforementioned and the fact that our trade receivables relate to a large number of diversified customers, there is no significant concentration of credit risk.

According to our aging analysis of trade receivables and financial assets at fair value through other comprehensive income, there was an increase from RMB4.4 million at the end of 2023 to RMB44.8 million as of June 30, 2024, within the one to two-year range. This increase can primarily be attributed to: (i) the Company intensifies its collection efforts at year-end compared to the second quarter; and (ii) an increase in revenue from our product, Guyoudao. Guyoudao typically offers longer credit terms than our other products, which has contributed to the extended receivables period.

We performed an impairment analysis with regard to the balance of our trade and bills receivables at the end of each year within the Track Record Period. As of December 31, 2021, 2022 and 2023 and as of June 30, 2024, we had loss allowance for impairment of trade and bills receivables of RMB0.9 million, RMB1.4 million, RMB2.7 million and RMB5.0 million, respectively. We believe sufficient provisions have been made for the trade and bills receivables as of June 30, 2024. The amount of provisions for trade and bills receivables is measured by applying a scientific assessment model, in which various considerations have been accounted for under the expected credit losses model, such as the future economic forecasts, credit risk of debtors, historical data, and inflation rate. We consider that the assessment model has provided a concrete basis to formulate the amount of provisions. Moreover, we believe there is no material recoverability issue with respect to the remaining trade receivables as of June 30, 2024, primarily because (i) substantially all of our trade and bills receivables were aged within one year, which accounted for 99.5%, 99.4%, 99.1% and 92.2% of our total trade and bills receivables as of December 31,

## FINANCIAL INFORMATION

2021, 2022 and 2023 and June 30, 2024, respectively; (ii) we were able to receive settlement for approximately RMB245.9 million or 43.4% of our trade receivables as of June 30, 2024 within three months; (iii) our Group has adopted internal control procedures on monitoring the settlement of its trade and bills receivables. Before entering into transactions with our customers, we will conduct thorough assessments of their qualifications and financial capabilities to ensure their ability to fulfill their obligations. We closely monitor the outstanding trade and bills receivables, review on a regular basis the credit records of and make active communications with the relevant customers to discuss settlement plans; (iv) our customers are primarily large corporate entities with solid credit profiles and a history of settling receivables with us. During the Track Record Period, we have generally maintained good business relationships with these customers; (v) a majority of these remaining outstanding trade and bills receivables (net of loss allowance) is expected to be collected within the next one year based on our constant communications with the relevant customers and our previous experience of collection of trade and bills receivables with those customers; and (vi) no material dispute was noted between us and relevant customers in relation to payment settlement.

We do not hold any collateral or other credit enhancements over our trade and bills receivable balances. Trade and bills receivables are non-interest-bearing. For details of the impairment amount of our trade and bills receivables as of December 31, 2021, 2022 and 2023 and as of June 30, 2024, please refer to Note 17 to the Accountants' Report in Appendix I to this prospectus.

The following table sets forth the number of turnover days of our trade receivables for the period indicated:

	For the year ended December 31,			Six months ended
	2021	2022	2023	June 30, 2024
Trade receivables turnover days <sup>(1)</sup>	90	122	127	135

*Note:*

- (1) Trade receivables turnover days for a given period is the average of the opening and ending balances of trade receivables, divided by revenue for that period and multiplied by 365 days for a full-year period or 181 days for a six-month period.

Our trade receivables turnover days increased from 90 days in 2021 to 122 days in 2022 because of an increase in our trade receivables from sales of Guyoudao, a medical device product, which generally have a longer credit period than our drug products. Our trade receivables turnover days further increased to 127 days in 2023, primarily because the contribution of Guyoudao to the overall sales increased. Our trade receivables turnover days increased from 127 days in 2023 to 135 days in the six months ended June 30, 2024, primarily due to the continued growth in Guyoudao's sales contribution. According to CIC, our trade receivables turnover days for the years ended December 31, 2021, 2022 and 2023 and the six months ended June 30, 2024 are in line with those of our market peers.

## FINANCIAL INFORMATION

### *Due from related parties*

Our amounts due from related parties increased by 48.5% from RMB16.7 million as of December 31, 2021 to RMB24.7 million as of December 31, 2022, decreased to RMB22.6 million as of December 31, 2023, and then increased to RMB72.2 million as of June 30, 2024. Our amounts due from related parties during the Track Record Period were all trade in nature. For more details, please refer to the paragraphs headed “Connected Transaction — Summary of Our Continuing Connected Transactions” in this prospectus.

During the Track Record Period, the related parties purchase drug and medical device products from us, and the credit terms we have granted are in line with our common practice. The related parties also procured R&D and other services from us.

### **Liabilities**

#### *Trade payables*

Our trade payables consist primarily of funds payable for purchasing goods or receiving services as part of operating activities. The below table sets forth an ageing analysis of the trade payables as of the dates indicated, based on the invoice date:

	As of December 31,			As of
	2021	2022	2023	June 30, 2024
	(RMB in thousands)			
Within 1 year	65,527	51,401	42,245	31,529
Over 1 year	922	245	179	38
<b>Total</b>	<b>66,449</b>	<b>51,646</b>	<b>42,424</b>	<b>31,567</b>

Our trade payables decreased by 22.3% from RMB66.4 million as of December 31, 2021 to RMB51.6 million as of December 31, 2022, which was primarily due to a decrease in our purchase of raw material for enoxaparin API and Jiouting. Our trade payables decreased by 17.9% to RMB42.4 million as of December 31, 2023, which was primarily due to a decrease in our purchase of raw material for Yinuoja. Our trade payables decreased by 25.6% to RMB31.6 million as of June 30, 2024.

As of September 30, 2024, approximately RMB28.7 million, or 90.9% of our trade payables as of June 30, 2024, had been settled.

## FINANCIAL INFORMATION

The following table sets forth our trade payables turnover days for the periods indicated.

	For the year ended December 31,			For the six months ended June 30,
	2021	2022	2023	2024
Trade payables turnover days <sup>(1)</sup>	85	79	58	41

*Note:*

- (1) Trade payables turnover days for a given period is the average of the opening and ending balances of trade payables, divided by cost of sales for that period and multiplied by 365 days for a full-year period or 181 days for a six-month period.

Our trade payables turnover days decreased from 85 days in 2021 to 79 days in 2022 due to a reduction in trade payables resulting from a decline in revenue and a subsequent decrease in the volume of purchases, and then further decreased to 58 days in 2023, primarily due to a reduction in trade payables. Our trade payables turnover days decreased from 58 days in 2023 to 41 days in the six months ended June 30, 2024, primarily due to more efficient payment processing and improved cash flow management.

## FINANCIAL INFORMATION

### *Other payables and accruals*

Our other payables and accruals primarily consist of deferred income, onerous contract provisions, other payables, refund liabilities, payroll payable and other tax payables. The below table sets forth the breakdown of other payables and accruals as of the dates indicated.

	As of December 31,			As of
	2021	2022	2023	June 30,
	(RMB in thousands)			2024
<b>Non-current:</b>				
Deferred income	2,500	7,555	7,267	6,878
Onerous contract provisions <sup>(1)</sup>	2,621	344	–	–
	<u>5,121</u>	<u>7,899</u>	<u>7,267</u>	<u>6,878</u>
Subtotal	<u>5,121</u>	<u>7,899</u>	<u>7,267</u>	<u>6,878</u>
<b>Current:</b>				
Other payables	99,440	84,710	80,158	78,639
Refund liabilities	4,367	3,687	3,442	3,304
Payroll payable	47,914	49,022	65,296	37,907
Deferred income	–	713	777	777
Onerous contract provisions <sup>(1)</sup>	754	917	–	–
Other tax payables	2,119	6,301	1,102	8,470
Accrued listing expenses	–	–	7,423	6,714
	<u>154,594</u>	<u>145,350</u>	<u>158,198</u>	<u>135,811</u>
Subtotal	<u>154,594</u>	<u>145,350</u>	<u>158,198</u>	<u>135,811</u>
<b>Total</b>	<u>159,715</u>	<u>153,249</u>	<u>165,465</u>	<u>142,689</u>



## FINANCIAL INFORMATION

*Note:*

- (1) It refers to the estimated liabilities recognized for contracts entered among us and the public hospitals regarding a marketed product (the “**Product**”) included in a VBP scheme. The Company sells two specifications of the same Product (“**specification A**” and “**specification B**”). These two specifications are produced using the same production lines and the product cost is allocated between them based on the hours spent on their production. In 2021, the annual sales volume of specification A was significantly higher than specification B. Therefore, most of the production cost is allocated to specification A.

In June 2021, specification B was included in a VBP scheme. The Company expected the contract price of specification B to be higher than its product cost, taking into account of the production cost allocated to specification B.

Afterwards, however, specification A was also included in the VBP scheme and its sales volume experienced a substantial decrease and turned out to be lower than that of specification B. Therefore, most of the production cost is allocated to specification B instead, resulting in the recognition of onerous contract provisions in relation to specification B.

In addition, the Company incurred substantial production cost in relation to the renovation and upgrade of production lines for the Product in 2021, which also leads to the recognition of onerous contract provisions.

However, the impact of the onerous contract on the Company’s operational and financial performance is minimal for the following reasons: (i) the amount of our onerous contract is RMB3.4 million and RMB1.3 million as of December 31, 2021 and 2022, accounting for approximately 0.3% and 0.1% of our revenue in 2021 and 2022, respectively, and approximately 0.4% and 0.2% of our gross profit in 2021 and 2022, respectively; (ii) as the Company fulfilled such contracts, our onerous contract provisions gradually reduced to nil and nil as of December 31, 2023 and June 30, 2024, respectively; and (iii) the Company is committed to further enhancing its cost estimation methodologies through the integration of historical data analysis, industry benchmarks, and thorough risk assessments, which the Company believes can help it to forecast future expenses linked to contractual obligations more precisely.

Our other payables and accruals decreased by 4.0% from RMB159.7 million as of December 31, 2021 to RMB153.2 million as of December 31, 2022 primarily because of a decrease of other payables from RMB99.4 million to RMB84.7 million. Such decrease is mainly due to the reduction in our sales volume, which prompted a reduction in marketing efforts, consequently leading to a decrease in other payables related to our marketing activities. Such decrease was partially offset by an increase of deferred income from RMB2.5 million as of December 31, 2021 to RMB8.3 million as of December 31, 2022. Our other payables and accruals increased 8.0% from RMB153.2 million as of December 31, 2022 to RMB165.5 million as of December 31, 2023 primarily because of increase of payroll payable from RMB49.0 million to RMB65.3 million. Our other payables and accruals then decreased by 13.8% from RMB165.5 million as of December 31, 2023 to RMB142.7 million as of June 30, 2024 primarily because of a decrease of payroll payable from RMB65.3 million to RMB37.9 million. This decrease is mainly due to the payment of bonuses that were accrued at the end of 2023 and paid in 2024.

## FINANCIAL INFORMATION

### *Contract liabilities*

Our contract liabilities represent short-term advances received from customers and sales rebates. Sales rebates represent the amounts of rebates that have been accrued but not yet paid. We typically have standard sales rebate clauses in our contracts with distributors, which provide monthly, quarterly or yearly payment of the rebate. As of December 31, 2021, 2022, 2023 and as of June 30, 2024, our contract liabilities was RMB21.2 million, RMB16.2 million, RMB14.0 million and RMB14.2 million, respectively. The decrease of contract liabilities in 2022 aligned with the change in our revenue which decreased from 2021 to 2022. The decrease of contract liabilities in 2023 was primarily attributable to a decrease in sales rebates from RMB14.3 million to RMB11.3 million, because we had improved our operational efficiency and accelerated our processing of the sales rebates. Our contract liabilities remained relatively stable at RMB14.2 million as of June 30, 2024.

## LIQUIDITY AND CAPITAL RESOURCES

### **Sources of Liquidity and Working Capital**

Our primary use of cash is to fund our working capital requirements and other recurring expenses. During the Track Record Period, we have financed our operations primarily through cash generated from our operating activities and bank borrowings. In the foreseeable future, we believe that our liquidity requirements will be satisfied with a combination of cash flow generated from our operating activities, the net proceeds received from the Global Offering, and other funds raised from the capital markets from time to time. We will closely monitor the level of our working capital, and diligently review future cash flow requirements and adjust our operation and expansion plans, if necessary, to ensure that we maintain sufficient working capital to support our business operations. Our cash and cash equivalents were RMB94.8 million, RMB71.5 million, RMB93.2 million and RMB78.8 million as of December 31, 2021, 2022, 2023 and as of June 30, 2024, respectively.

## FINANCIAL INFORMATION

### Cash Flows

The following table sets forth a summary of our consolidated statements of cash flows for periods indicated.

	Year ended December 31,			Six months ended	
	2021	2022	2023	June 30,	2024
	(RMB in thousands)			2023	2024
				(unaudited)	
Net cash flows from/(used in) operating activities	67,529	22,559	135,765	(13,303)	(12,537)
Net cash flows used in investing activities	(62,863)	(58,942)	(46,983)	(15,300)	(32,723)
Net cash flows from/(used in) financing activities	41,228	12,892	(67,350)	16,616	30,852
<b>Cash and cash equivalents at the end of the year/period</b>	<b>94,829</b>	<b>71,540</b>	<b>93,178</b>	<b>59,815</b>	<b>78,770</b>

### Operating activities

During the Track Record Period, we derived our cash inflow from operating activities primarily through the sales of goods and pharmaceutical services, while cash outflow from operating activities primarily comprised payments for purchases of raw materials, labor costs, income tax, research and development costs, selling and marketing expenses, administrative and other operating expenses. Our cash generated from operating activities reflects our profit before tax, adjusted for non-cash and non-operating items, such as depreciation and amortization, finance costs and write-down of inventories to net realizable value, and the changes in working capital, such as increases or decreases in inventories, trade and bills receivables, prepayments, other receivables and other assets, trade payables, and other payables and accruals.

Our net cash flows used in operating activities for the six months ended June 30, 2024 was RMB12.5 million. This cash outflow was primarily attributable to (i) profit before tax of RMB129.8 million, as adjusted to reflect non-cash and non-operating items, which principally included depreciation of property, plant and equipment of RMB17.5 million, write-down of inventories to net realizable value of RMB6.3 million, and net impairment losses on financial assets of RMB3.0 million; and (ii) an increase in trade and bills receivables of RMB79.6 million, which resulted from growth of sales, and a decrease in other payables and accruals of RMB22.7 million, which resulted from the settlement of employee bonuses. We expect to improve our operating cash flow position through (i) increases in our sales and profitability, which are expected to further enhance our operating efficiency and create greater economies of scale (please refer to sections headed “Business — Our Business Model” for more details); and (ii) strengthening our credit management and collection efforts.

## FINANCIAL INFORMATION

Our net cash flows from operating activities in 2023 was RMB135.8 million. This cash inflow was primarily attributable to (i) profit before tax of RMB134.9 million, as adjusted to reflect non-cash and non-operating items, which principally included depreciation of property, plant and equipment of RMB34.9 million, equity-settled share award expense of RMB11.9 million and finance costs of RMB9.4 million; and (ii) an increase in other payables and accruals of RMB12.0 million, which resulted from increase in payroll payable. This cash inflow was partially offset by an increase in trade and bills receivables of RMB62.5 million, which resulted from growth of sales.

Our net cash flows from operating activities in 2022 was RMB22.6 million. This cash inflow was primarily attributable to (i) profit before tax of RMB51.4 million, as adjusted to reflect non-cash and non-operating items, which principally included depreciation of property, plant and equipment of RMB34.6 million and finance costs of RMB9.0 million and (ii) a decrease in inventories of RMB27.8 million, in response to a decrease in sales volume. This cash inflow was partially offset by (i) an increase in trade and bills receivables of RMB82.0 million mainly attributable to an increase in the revenue from our medical device product in 2022 as a percentage of our total revenue and the product's relatively long credit period; and (ii) a decrease in trade payables of RMB14.8 million, which resulted from a decrease in procurement quantity.

Our net cash flows from operating activities in 2021 was RMB67.5 million. This cash inflow was primarily attributable to (i) profit before tax of RMB127.5 million, as adjusted to reflect non-cash and non-operating items, which principally included depreciation of property, plant and equipment of RMB23.2 million, and finance costs of RMB9.7 million; (ii) a decrease in inventories of RMB49.2 million, which resulted from an accelerated inventory turnover due to an increase in sales; and (iii) an increase in other payables and accruals of RMB38.9 million, which resulted from an increase in our employees' compensation. This cash inflow was partially offset by (i) an increase in trade and bills receivables of RMB131.2 million mainly attributable to an increase in our revenue from our medical device product in 2021 as a percentage of our total revenue and the product's relatively long credit period; and (ii) a decrease in trade payables of RMB32.7 million, which resulted from a decrease in procurement quantity.

### *Investing activities*

During the Track Record Period, our cash used in investing activities mainly reflected our cash used in purchases of items of property, plant and equipment and intangible assets, while our cash generated from investing activities primarily comprised proceeds from disposal of property, plant and equipment.

Our net cash flows used in investing activities for the six months ended June 30, 2024 was RMB32.7 million. This cash outflow was primarily attributable to (i) purchases of items of property, plant and equipment of RMB7.8 million, which resulted from our purchases of machinery and equipment; and (ii) purchases of intangible assets of RMB24.9 million, which resulted from the capitalization of certain research and development expenses.

## FINANCIAL INFORMATION

Our net cash flows used in investing activities in 2023 was RMB47.0 million. This cash outflow was primarily attributable to (i) purchases of property, plant and equipment of RMB21.1 million, which resulted from our purchases of machinery and equipment; and (ii) purchases of intangible assets of RMB25.9 million, which resulted from the capitalization of certain research and development expenses.

Our net cash flows used in investing activities in 2022 was RMB58.9 million. This cash outflow was primarily attributable to (i) purchase of property, plant and equipment of RMB23.3 million, which resulted from the construction of our manufacturing facilities in Hangzhou; and (ii) purchase of intangible assets of RMB35.7 million, which resulted from the capitalization of certain research and development expenses.

Our net cash flows used in investing activities in 2021 was RMB62.9 million. This cash outflow was primarily attributable to (i) purchase of property, plant and equipment of RMB53.9 million, which resulted from the construction of our manufacturing facilities in Hangzhou; and (ii) purchase of intangible assets of RMB9.0 million, which resulted from the capitalization of certain research and development expenses.

### *Financing activities*

During the Track Record Period, our cash flows from financing activities mainly comprised new bank borrowings, repayment of bank borrowings, principal portion of lease payments, interest paid and dividend paid.

Our net cash flows from financing activities for the six months ended June 30, 2024 was RMB30.9 million. This cash inflow was primarily attributable to new bank borrowings of RMB120.2 million, which was partially offset by the repayment of bank borrowings of RMB79.3 million.

Our net cash flows used in financing activities in 2023 was RMB67.4 million. This cash outflow was primarily attributable to (i) repayment of bank borrowings of RMB195.0 million; and (ii) interest paid of RMB9.4 million. This cash outflow was partially offset by new bank borrowings of RMB143.3 million.

Our net cash flows from financing activities in 2022 was RMB12.9 million. This cash inflow was primarily attributable to new bank borrowings of RMB204.2 million. This cash inflow was partially offset by (i) repayment of bank borrowings of RMB170.0 million; (ii) dividend paid of RMB12.0 million; and (iii) interest paid of RMB9.0 million, which resulted from the interest of our bank loan.

Our net cash flows from financing activities in 2021 was RMB41.2 million. This cash inflow was primarily attributable to new bank borrowings RMB209.6 million. This cash inflow was partially offset by (i) repayment of bank borrowings of RMB158.3 million; and (ii) interest paid of RMB9.7 million, which resulted from the interest of our bank loan.

## FINANCIAL INFORMATION

### Working Capital

We intend to finance our future working capital requirements with cash generated from our operations, the net proceeds from the Global Offering and other funds raised from the capital markets from time to time. Our future working capital requirements will depend on a number of factors, including, but not limited to, our operating income, our business expansion plan and hiring qualified employees for our business operations. Based on our available cash balance, the anticipated cash flow from operations, available banking facilities and the anticipated net proceeds from the Global Offering, our Directors are of the opinion that we will have sufficient funds to meet our working capital requirements and financial requirements for capital expenditure for at least the next 12 months from the date of this prospectus.

### Net Current Assets

The table below sets forth our current assets and liabilities as of the dates indicated.

	As of December 31,			As of	As of
	2021	2022	2023	June 30,	September 30,
				2024	2024
	<i>(RMB in thousands)</i>				<i>(unaudited)</i>
<b>Current assets:</b>					
Inventories	201,529	171,898	169,814	158,011	153,137
Trade and bills receivables	410,305	474,502	532,511	609,847	642,377
Prepayments, other receivables and other assets	24,214	15,702	21,655	35,190	45,966
Due from related parties	16,652	24,735	22,560	72,219	39,082
Restricted bank deposits	377	378	20	20	26
Cash and cash equivalents	94,829	71,540	93,178	78,770	101,186
<b>Total current assets</b>	<b>747,906</b>	<b>758,755</b>	<b>839,738</b>	<b>954,057</b>	<b>981,774</b>

## FINANCIAL INFORMATION

	As of December 31,			As of	As of
	2021	2022	2023	June 30, 2024	September 30, 2024
	(RMB in thousands)				(unaudited)
<b>Current liabilities:</b>					
Trade payables	66,449	51,646	42,424	31,567	26,845
Lease liabilities	311	326	773	1,280	903
Other payables and accruals	154,594	145,350	158,198	135,811	163,963
Due to related parties	396	898	815	1,566	581
Interest-bearing bank borrowings	157,558	141,532	130,837	174,683	129,524
Contract liabilities	21,213	16,180	14,034	14,218	21,572
Tax payable	–	–	435	14,406	16,509
Total current liabilities	<u>400,521</u>	<u>355,932</u>	<u>347,516</u>	<u>373,531</u>	<u>359,897</u>
<b>Net current assets</b>	<b><u>347,385</u></b>	<b><u>402,823</u></b>	<b><u>492,222</u></b>	<b><u>580,526</u></b>	<b><u>621,877</u></b>

We had net current assets of RMB621.9 million as of September 30, 2024, as compared to net current assets of RMB580.5 million as of June 30, 2024. The increase was primarily due to (i) a decrease in interest-bearing bank borrowings of RMB45.2 million; (ii) an increase in trade and bill receivables of RMB32.5 million; (iii) an increase in cash and cash equivalents of RMB22.4 million; and (iv) a decrease in trade payables of RMB4.7 million. The increase was partially offset by (i) a decrease in due from related parties of RMB33.1 million and (ii) an increase in other payables and accruals of RMB28.2 million.

We had net current assets of RMB580.5 million as of June 30, 2024, as compared to net current assets of RMB492.2 million as of December 31, 2023. The increase was primarily due to (i) an increase in trade and bills receivables of RMB77.3 million; (ii) an increase in due from related parties of RMB49.7 million; and (iii) a decrease in other payables and accruals of RMB22.4 million. The increase was partially offset by an increase in interest-bearing bank borrowings of RMB43.8 million.

We had net current assets of RMB492.2 million as of December 31, 2023, as compared to net current assets of RMB402.8 million as of December 31, 2022. The increase was primarily due to (i) an increase in trade and bills receivables of RMB58.0 million; (ii) an increase in cash and cash equivalents of RMB21.6 million. This increase was partially offset by (i) a decrease in due from related parties of RMB2.2 million; and (ii) an increase in other payables and accruals of RMB12.8 million.



## FINANCIAL INFORMATION

We had net current assets of RMB402.8 million as of December 31, 2022, as compared to net current assets of RMB347.4 million as of December 31, 2021. This increase was primarily due to (i) an increase in trade and bills receivables of RMB64.2 million; (ii) an increase in amounts due from related parties of RMB8.1 million; (iii) a decrease in interest-bearing bank borrowings of RMB16.0 million; (iv) a decrease in trade payables of RMB14.8 million; and (v) a decrease in other payables and accruals of RMB9.2 million. This increase was partially offset by (i) a decrease in inventories of RMB29.6 million; (ii) a decrease in cash and cash equivalents of RMB23.3 million; and (iii) a decrease in prepayments, other receivables and other assets of RMB8.5 million.

### INDEBTEDNESS

The following table sets forth the details of our indebtedness as of the dates indicated.

	As of December 31,			As of	As of
	2021	2022	2023	June 30, 2024	September 30, 2024
	<i>(RMB in thousands)</i>				<i>(unaudited)</i>
Lease liabilities (current portion)	311	326	773	1,280	903
Interest-bearing bank borrowings (current portion)	157,558	141,532	130,837	174,683	129,524
Lease liabilities (non-current portion)	326	–	937	470	475
Interest-bearing bank borrowings (non-current portion)	45,808	78,726	34,523	31,646	30,243
<b>Total</b>	<b>204,003</b>	<b>220,584</b>	<b>167,070</b>	<b>208,079</b>	<b>161,145</b>

### Lease Liabilities

Our lease liabilities primarily consist of the commitments under the lease agreements for our office premises with terms more than one year.

As of December 31, 2021, 2022, 2023 and June 30, 2024, our current and non-current lease liabilities were RMB0.6 million, RMB0.3 million, RMB1.7 million, and RMB1.8 million, respectively.

## FINANCIAL INFORMATION

### Interest-bearing bank borrowings

As of December 31, 2021, 2022, 2023 and June 30, 2024, our current and non-current interest-bearing bank borrowings were RMB203.4 million, RMB220.3 million, RMB165.4 million and RMB206.3 million.

The Company's shareholder, Hangzhou Huasheng Pharmaceutical Group Co., Ltd. ("Hangzhou Huasheng"), has guaranteed certain of our Group's bank loans up to RMB42.0 million, RMB42.0 million and RMB42.0 million as of December 31, 2021, 2022 and 2023, respectively. The loan guaranteed by Hangzhou Huasheng was repaid in February 2024, without any subsequent incurrence of additional loans from February 2024 to May 2024. The guarantee provided by Hangzhou Huasheng expired in May 2024.

The following table sets forth the maturity profile of our secured and unsecured interest-bearing bank borrowings, as of the dates indicated:

	As of December 31, 2021		
	Effective interest rate (%)	Maturity	RMB'000
Current			
Bank loans — unsecured	4.35–5.30	2022	59,077
Bank loans — secured	3.35–4.90	2022	98,481
			157,558
Non-current			
Bank loans — secured	4.90	2023-2030	45,808
Analysed into:			
Within one year			157,558
In the second to fifth year, inclusive			22,793
Beyond five years			23,015
<b>Total</b>			<b>203,366</b>

## FINANCIAL INFORMATION

As of December 31, 2022			
	Effective interest rate (%)	Maturity	RMB'000
Current			
Bank loans — unsecured	3.90–4.70	2023	23,548
Bank loans — secured	3.75–4.90	2023	117,984
			<u>141,532</u>
Non-current			
Bank loans — unsecured	4.00–4.10	2024	38,450
Bank loans — secured	4.90	2024-2030	40,276
			<u>78,726</u>
Analysed into:			
Within one year			141,532
In the second to fifth year, inclusive			61,465
Beyond five years			<u>17,261</u>
<b>Total</b>			<b><u>220,258</u></b>

As of December 31, 2023			
	Effective interest rate (%)	Maturity	RMB'000
Current			
Bank loans — unsecured	3.60–4.10	2024	58,970
Bank loans — secured	3.90–4.35	2024	71,867
			<u>130,837</u>
Non-current			
Bank loans — secured	4.55	2025-2030	34,523
			<u>34,523</u>
Analysed into:			
Within one year			130,837
In the second to fifth year, inclusive			23,015
Beyond five years			<u>11,508</u>
<b>Total</b>			<b><u>165,360</u></b>

## FINANCIAL INFORMATION

<b>As of June 30, 2024</b>			
	<i>Effective interest rate (%)</i>	<i>Maturity</i>	<i>RMB'000</i>
Current			
Bank loans — unsecured	3.60–3.90	2024-2025	77,784
Bank loans — secured	3.70–4.10	2024-2025	96,899
			<u>174,683</u>
Non-current			
Bank loans — secured	4.45	2025-2030	31,646
			<u>31,646</u>
Analysed into:			
Within one year			174,683
In the second to fifth year, inclusive			23,015
Beyond five years			<u>8,631</u>
<b>Total</b>			<b><u>206,329</u></b>

Certain of our bank loan agreements require that we maintain or satisfy financial covenants. As of the Latest Practicable Date, there was no material restrictive covenant in our indebtedness which could significantly limit our ability to undertake additional debt or equity financing, nor was there any breach of covenant during the Track Record Period and up to the Latest Practicable Date. As of the Latest Practicable Date, except for bank borrowings, we did not have plans for other material external debt financing. As of June 30, 2024, we had unutilized credit facilities of RMB160.8 million. Our Directors further confirm that our Group did not experience any difficulty in obtaining bank loans and other borrowings, default in payment of bank loans and other borrowings or breach of covenants during the Track Record Period and up to the Latest Practicable Date. We do not anticipate any changes to the availability of bank financing to finance our operations in the future, although we cannot assure you that we will be able to access bank financing on favorable terms or at all.

## FINANCIAL INFORMATION

### **Indebtedness Statement**

Except as disclosed in this prospectus, as of September 30, 2024, being the latest practicable date for determining our indebtedness, we did not have any outstanding mortgages, charges, debentures, other issued debt capital, bank overdrafts, borrowings, liabilities under acceptance or other similar indebtedness, hire purchase commitments, guarantees or other material contingent liabilities. Our Directors have confirmed that there had been no material change in our indebtedness since September 30, 2024 and up to the date of this prospectus.

### **CONTINGENT LIABILITIES**

As of the Latest Practicable Date, we did not have any material contingent liabilities.

### **OFF-BALANCE SHEET COMMITMENTS AND ARRANGEMENTS**

As of the Latest Practicable Date, we had not entered into, nor we expect to enter into, any off-balance sheet arrangements. We also have not entered into any financial guarantees or other relevant commitments. In addition, we have not entered into any derivative contracts that are indexed to our equity interests and classified as owners' equity. We do not have any variable interest in any unconsolidated entity that provides financing, liquidity, market risk or credit support to us or engages in leasing or hedging with us.

### **RELATED PARTY TRANSACTIONS**

We enter into transactions with our related parties from time to time. During the Track Record Period, all of our balances with related parties were trade in nature. For more details about our related party transactions, please refer to Note 31 to the Accountants' Report in Appendix I to this prospectus and "Connected Transactions."

Our Directors believe that each of the related party transactions set out in Note 31 to the Accountants' Report in Appendix I to this prospectus was conducted on an arm's length basis and would not distort our track record results or make our historical results not reflective of our future performance.

### **CAPITAL EXPENDITURES**

Our capital expenditures during the Track Record Period were primarily related to purchases of items of property, plant and equipment, and purchases of intangible assets. In 2021, 2022, 2023 and the six months ended June 30, 2024, our capital expenditures were RMB62.9 million, RMB59.0 million, RMB47.0 million and RMB32.8 million, respectively.

## FINANCIAL INFORMATION

The following table sets forth the breakdown of our capital expenditures for the periods indicated.

	Year ended December 31,			Six months ended
	2021	2022	2023	June 30, 2024
	<i>(RMB in thousands)</i>			
Purchases of items of property, plant and equipment	53,944	23,298	21,104	7,826
Purchases of intangible assets	8,967	35,655	25,881	24,933
<b>Total</b>	<b>62,911</b>	<b>58,953</b>	<b>46,985</b>	<b>32,759</b>

During the Track Record Period, we financed our capital expenditures primarily with cash generated from operations. We expect to incur approximately RMB57.8 million in the year ending December 31, 2024, primarily consisting of expenditures on purchasing new assets, investing in technological upgrades, and funding Phase III clinical trials. We intend to fund our planned capital expenditures through a combination of the net proceeds from the Global Offering as well as cash generated from operating activities. We expect to fund such capital expenditures through cash generated from operations and the net proceeds from the Global Offering. For more details, please refer to the paragraphs headed “Future Plans and Use of Proceeds — Use of Proceeds.”

### CAPITAL COMMITMENTS

The following table sets out our capital commitments as of the dates indicated:

	As of December 31,			As of
	2021	2022	2023	June 30, 2024
	<i>(RMB in thousands)</i>			
Property, plant and equipment	13,134	4,114	805	1,839

### DIVIDEND

We declared a cash dividend of RMB12.0 million in 2022, which have been fully settled. Other than that, no dividend has been proposed, paid or declared by us during the Track Record Period. We do not currently have a formal dividend policy or a fixed dividend payout ratio.

## FINANCIAL INFORMATION

No dividend shall be declared or payable except out of our profits and reserves lawfully available for distribution. Regulations in the PRC currently permit payment of dividends of a PRC company only out of accumulated distributable after-tax profits as determined in accordance with its articles of association and the accounting standards and regulations in China. Any future declaration and payment as well as the amount of dividends will be subject to relevant PRC regulations.

### DISTRIBUTABLE RESERVES

As of June 30, 2024, we had distributable reserves of RMB117.5 million.

### KEY FINANCIAL RATIOS

The following table sets forth certain of our key financial ratios as of the dates and for the years indicated.

	As of/for the year ended December 31,			As of/for the six months ended June
	2021	2022	2023	30, 2024
<b>Profitability ratios</b>				
Net profit margin <sup>(1)</sup>	9.1%	5.3%	9.3%	15.0%
Gross profit margin <sup>(2)</sup>	72.7%	75.9%	77.0%	77.0%
Return on equity <sup>(3)</sup>	18.1%	8.1%	14.4%	20.9%
Return on total assets <sup>(4)</sup>	10.6%	5.0%	9.5%	14.7%
<b>Liquidity ratio</b>				
Current ratio <sup>(5)</sup>	1.9	2.1	2.4	2.6
<b>Leverage ratio</b>				
Gearing ratio <sup>(6)</sup>	39.3%	36.9%	31.3%	30.0%

Notes:

- (1) Net profit margin is calculated based on profit for the year/period divided by revenue and multiplied by 100.0%.
- (2) Gross profit margin is calculated based on gross profit divided by revenue and multiplied by 100.0%.
- (3) Return on equity is calculated based on profit for the year/period divided by the arithmetic mean of the opening and closing balances of total equity and multiplied by 100.0%.
- (4) Return on total assets is calculated based on profit for the year/period divided by the arithmetic mean of the opening and closing balances of total assets and multiplied by 100.0%.
- (5) Current ratio is calculated based on total current assets divided by total current liabilities.
- (6) Gearing ratio is calculated using total liabilities divided by total assets and multiplied by 100.0%.



## FINANCIAL INFORMATION

### Analysis of Key Financial Ratios

#### *Net Profit Margin*

Our net profit margin decreased from 9.1% in 2021 to 5.3% in 2022, primarily due to the decrease of revenue and increase of research and development costs.

Our net profit margin increased from 5.3% in 2022 to 9.3% in 2023, primarily due to the increased proportion of sales revenue from Guyoudao, which has a comparatively high gross profit margin.

Our net profit margin increased from 9.3% in 2023 to 15.0% in the six months ended June 30, 2024, primarily due to the increased proportion of sales revenue from Guyoudao.

#### *Gross Profit Margin*

Please refer to the paragraphs headed “— Period to Period Comparison of Results of Operations” in this section for further details.

#### *Return on Equity*

Our return on equity decreased from 18.1% as of December 31, 2021 to 8.1% as of December 31, 2022, primarily due to a decrease in the profit for the year.

Our return on equity increased from 8.1% as of December 31, 2022 to 14.4% as of December 31, 2023, primarily due to an increase in the profit for the year.

Our return on equity remained relatively stable from 14.4% as of December 31, 2023 to 20.9% as of June 30, 2024.

#### *Return on Total Assets*

Our return on total assets decreased from 10.6% as of December 31, 2021 to 5.0% as of December 31, 2022, primarily due to the decrease in the profit for the year.

Our return on total assets increased from 5.0% as of December 31, 2022 to 9.5% as of December 31, 2023, primarily due to an increase in the profit for the year.

Our return on total assets remained relatively stable from 9.5% as of December 31, 2023 to 14.7% as of June 30, 2024.

#### *Current Ratio*

Our current ratio increased from 1.9 as of December 31, 2021 to 2.1 as of December 31, 2022, primarily due to the increase of current assets and decrease of current liabilities.

Our current ratio increased from 2.1 as of December 31, 2022 to 2.4 as of December 31, 2023, primarily due to the increase of current assets.

Our current ratio increased from 2.4 as of December 31, 2023 to 2.6 as of June 30, 2024, primarily due to the increase of current assets.

## FINANCIAL INFORMATION

### *Gearing Ratio*

Our gearing ratio decreased from 39.3% as of December 31, 2021 to 36.9% as of December 31, 2022, primarily due to the decrease of total liabilities and increase of total assets.

Our gearing ratio decreased from 36.9% as of December 31, 2022 to 31.3% as of December 31, 2023, primarily due to the decrease of total liabilities and increase of total assets.

Our gearing ratio decreased from 31.3% as of December 31, 2023 to 30.0% as of June 30, 2024, primarily due to an increase of total assets.

### **DISCLOSURE ABOUT FINANCIAL RISKS**

Our activities are exposed to a variety of financial risks, including market risk (including foreign currency risk and interest rate risk), credit risk and liquidity risk. Our overall risk management strategy seeks to minimize the potential adverse effects on our financial performance. Our senior management is responsible for the risk management.

#### **Market Risk**

##### *Foreign currency risk*

Our businesses are principally located in mainland China and substantially all transactions are conducted in RMB, except for the sales of goods to overseas market. The fluctuation of the exchange rates of RMB against foreign currencies could affect our results of operations. However, in the opinion of the directors, the foreign currency risk exposure is not significant and under management's control.

##### *Interest rate risk*

Our exposure to the risk of changes in market interest rates relates primarily to our long-term debt obligations with a floating interest rate. Please refer to Note 34 to the Accountants' Report included in Appendix I to this prospectus for further details of the interest rate risk we face.

#### **Credit Risk**

We are exposed to credit risk in relation to the cash and cash equivalents, amounts due from related parties, trade and bills receivables and financial assets included in prepayments, other receivables and other assets. The carrying amounts of each class of the above financial assets represent our maximum exposure to credit risk in relation to financial assets. We trade mainly with recognized and creditworthy third parties. It is our policy that all customers who wish to trade on credit terms are subject to credit verification procedures. In addition, receivable balances are monitored on an on-going basis.

Please refer to Notes 17 and 34 to the Accountants' Report included in Appendix I to this prospectus for further details of the credit risk we face.

## FINANCIAL INFORMATION

### Liquidity Risk

In the management of the liquidity risk, we monitor and maintain a level of cash and cash equivalents deemed adequate by our management to finance the operations and mitigate the effects of fluctuations in cash flows. Please refer to Note 34 to the Accountants' Report included in Appendix I to this prospectus for further details of the liquidity risk we face.

### LISTING EXPENSES

Our listing expenses mainly include underwriting commissions, professional fees paid to legal advisers and the Reporting Accountants for their services rendered in relation to the Listing and the Global Offering. The estimated total listing expenses (based on the mid-point of our indicative price range for the Global Offering and assuming that the Over-allotment Option is not exercised) for the Global Offering are approximately RMB71.8 million (equivalent to HK\$77.5 million), representing 14.2% of the gross IPO proceeds. The estimated total listing expenses consist of (i) underwriting-related expenses (including but not limited to commissions and fees) of approximately RMB23.4 million (approximately HK\$25.2 million), and (ii) non-underwriting related expenses of approximately RMB48.4 million (approximately HK\$52.3 million), which consist of fees and expenses of legal advisers and Reporting Accountants of approximately RMB31.3 million (approximately HK\$33.8 million), and other fees and expenses of approximately RMB17.1 million (approximately HK\$18.5 million). During the Track Record Period, we incurred listing expenses of RMB31.1 million (equivalent to HK\$33.6 million), out of which RMB16.4 million (equivalent to HK\$17.7 million) was charged to our consolidated statements of profit or loss, and the remaining amount of RMB14.7 million (equivalent to HK\$15.9 million) directly attributable to the issuance of Shares will be deducted from equity upon the completion of the Global Offering. We expect to incur additional listing expenses of approximately RMB40.7 million (equivalent to HK\$43.9 million), of which RMB13.8 million (equivalent to HK\$14.9 million) is expected to be charged to our consolidated statements of profit or loss and RMB26.9 million (equivalent to HK\$29.0 million) will be deducted from equity. The listing expenses above are the best estimate as of the Latest Practicable Date and are for reference only. The actual amount may differ from such estimate.

### UNAUDITED PRO FORMA ADJUSTED CONSOLIDATED NET TANGIBLE ASSETS

The following unaudited pro forma adjusted consolidated net tangible assets of our Group have been prepared in accordance with Rule 4.29 of the Listing Rules and with reference to Accounting Guideline 7 *Preparation of Pro Forma Financial Information for Inclusion in Investment Circulars* issued by the Hong Kong Institute of Certified Public Accountants for illustration purposes only, and is set out here to illustrate the effect of the Global Offering on the consolidated net tangible assets of our Group attributable to owners of the parent as if the Global Offering had taken place on June 30, 2024.

## FINANCIAL INFORMATION

The unaudited pro forma adjusted consolidated net tangible assets of the Group attributable to owners of the parent has been prepared for illustrative purposes only and because of its hypothetical nature, it may not give a true picture of the financial position of the Group had the Global Offering been completed as of June 30, 2024 or any future date.

	Consolidated net tangible assets attributable to owners of the parent as of June 30, 2024 RMB'000 (Note 1)	Estimated net proceeds from the Global Offering RMB'000 (Note 2)	Unaudited pro forma adjusted consolidated net tangible assets attributable to owners of the parent as of June 30, 2024 RMB'000	Unaudited pro forma adjusted consolidated net tangible assets attributable to owners of the parent per Share as of June 30, 2024 RMB (Note 3)	HK\$ (Note 4)
Based on an Offer Price of HK\$11.48 per Share	890,290	428,106	1,318,396	5.37	5.80
Based on an Offer Price of HK\$12.56 per Share	890,290	471,257	1,361,547	5.55	5.99

*Notes:*

- (1) The consolidated net tangible assets attributable to owners of the parent as of June 30, 2024 is arrived at after deducting intangible assets of RMB115,986,000 from the consolidated net assets attributable to owners of the parent of RMB1,006,276,000 as of June 30, 2024, as shown in the Accountants' Report set out in Appendix I to this prospectus.
- (2) The estimated net proceeds from the Global Offering are calculated based on the offer price of HK\$11.48 per Share or HK\$12.56 per Share, being the low-end price and high-end price, after deduction of the underwriting fees and related expenses payable by the Company (excluding the listing expenses that have been charged to profit or loss during the Track Record Period) and do not take into account any Shares which may be issued upon exercise of the Over-allotment Option.
- (3) The unaudited pro forma adjusted consolidated net tangible assets attributable to owners of the parent per Share are calculated based on 245,398,800 Shares in issue assuming that the Global Offering has been completed on June 30, 2024.
- (4) The unaudited pro forma adjusted consolidated net tangible assets attributable to owners of the parent per Share are converted into Hong Kong dollars at an exchange rate of RMB0.92553 to HK\$1.00.
- (5) No adjustment has been made to reflect any trading results or other transactions entered into by the Group subsequent to June 30, 2024.

<b>FINANCIAL INFORMATION</b>
------------------------------

**NO MATERIAL ADVERSE CHANGE**

After performing sufficient due diligence work which our Directors consider appropriate and after due and careful consideration, the Directors confirm that, up to the date of this prospectus, there has been no material adverse change in our financial or trading position or prospects since June 30, 2024, being the latest date of our consolidated financial statements as set out in Appendix I to this prospectus, and there is no event since June 30, 2024 that would materially affect the information as set out in the Accountants' Report included in Appendix I to this prospectus.

**DISCLOSURE UNDER RULES 13.13 TO 13.19 OF THE LISTING RULES**

Our Directors confirm that, as of the Latest Practicable Date, there was no circumstance that would give rise to a disclosure requirement under Rules 13.13 to 13.19 of the Listing Rules.

## FUTURE PLANS AND USE OF PROCEEDS

### FUTURE PLANS

For details of our future plans, please refer to the paragraphs headed “Business — Our Strategies”.

### USE OF PROCEEDS

We estimate the net proceeds of the Global Offering which we will receive, assuming an Offer Price of HK\$12.02 per Offer Share (being the mid-point of the Offer Price range stated in this prospectus), will be approximately HK\$468.1 million, after deduction of underwriting fees and commissions and estimated expenses payable by us in connection with the Global Offering and assuming the Over-allotment Option is not exercised.

We currently intend to use the net proceeds from the Global Offering for the following purposes, subject to changes in light of our evolving business needs and changing market conditions:

- Approximately 40.0% (or HK\$187.3 million) will be allocated to the continued research and development of our selected product candidates in our strategically focused therapeutic areas as follows:
  - o Approximately 20.9% (or HK\$98.0 million) of the net proceeds will be used in the continued research and development of our selected metabolic disease product candidates that are currently at preclinical stage, pending the initiation of clinical trials, or pending NDA, as illustrated in the table below:

Product Candidate	Status	Estimated total amount of net proceeds allocated (approximately HK\$ in millions)	Expense items	Estimated amount of net proceeds allocated (approximately HK\$ in millions)
JY29-2 (Jiyoutai 吉优泰®)	NDA approval to be obtained	Approximately 2.7% (or HK\$12.6 million)	Labor costs	Approximately 1.1% (or HK\$5.1 million)
			Material costs	Approximately 0.5% (or HK\$2.6 million)
			Depreciation and utilities	Approximately 0.6% (or HK\$2.7 million)
			Testing and trials	Approximately 0.3% (or HK\$1.4 million)
			Outsourcing and consultancy	Approximately 0.1% (or HK\$0.5 million)
			Others	Approximately 0.1% (or HK\$0.4 million)

## FUTURE PLANS AND USE OF PROCEEDS

Product Candidate	Status	Estimated total amount of net proceeds allocated (approximately HK\$ in millions)	Expense items	Estimated amount of net proceeds allocated (approximately HK\$ in millions)
JY29-2 (Jikeqin 吉可亲®)	IND approval obtained	Approximately 8.1% (or HK\$37.7 million)	Labor costs	Approximately 0.6% (or HK\$2.8 million)
			Material costs	Approximately 0.2% (or HK\$1.0 million)
			Depreciation and utilities	Approximately 0.2% (or HK\$1.1 million)
			Testing and trials	Approximately 0.4% (or HK\$1.7 million)
			Outsourcing and consultancy	Approximately 6.6% (or HK\$30.9 million)
			Others	Approximately 0.1% (or HK\$0.3 million)
JY29-2 (oral)	Early R&D	Approximately 5.4% (or HK\$25.3 million)	Labor costs	Approximately 1.9% (or HK\$9.0 million)
			Material costs	Approximately 1.1% (or HK\$5.1 million)
			Depreciation and utilities	Approximately 1.1% (or HK\$5.2 million)
			Testing and trials	Approximately 0.8% (or HK\$3.5 million)
			Outsourcing and consultancy	Approximately 0.3% (or HK\$1.4 million)
			Others	Approximately 0.2% (or HK\$1.1 million)
JY54	IND approval to be obtained	Approximately 4.8% (or HK\$22.3 million)	Labor costs	Approximately 0.4% (or HK\$1.9 million)
			Material costs	Approximately 0.1% (or HK\$0.6 million)
			Depreciation and utilities	Approximately 0.2% (or HK\$0.8 million)
			Testing and trials	Approximately 0.2% (or HK\$0.8 million)
			Outsourcing and consultancy	Approximately 3.8% (or HK\$17.9 million)
			Others	Approximately 0.1% (or HK\$0.3 million)



## FUTURE PLANS AND USE OF PROCEEDS

- o Approximately 9.1% (or HK\$42.8 million) of the net proceeds will be used in the continued research and development of our selected orthopedic product candidates that are currently at preclinical stage, as illustrated in the table below:

Product Candidate	Status	Estimated total amount of net proceeds allocated (approximately HK\$ in millions)	Expense items	Estimated amount of net proceeds allocated (approximately HK\$ in millions)
JY23	Preparation for clinical trials	Approximately 6.2% (or HK\$29.1 million)	Labor costs	Approximately 1.6% (or HK\$7.3 million)
			Material costs	Approximately 1.1% (or HK\$5.1 million)
			Depreciation and utilities	Approximately 0.9% (or HK\$4.0 million)
			Testing and trials	Approximately 0.5% (or HK\$2.2 million)
			Outsourcing and consultancy	Approximately 2.0% (or HK\$9.3 million)
			Others	Approximately 0.2% (or HK\$1.0 million)
JY41	IND approval to be obtained	Approximately 2.9% (or HK\$13.7 million)	Labor costs	Approximately 0.3% (or HK\$1.5 million)
			Material costs	Approximately 0.5% (or HK\$2.5 million)
			Depreciation and utilities	Approximately 0.3% (or HK\$1.5 million)
			Testing and trials	Approximately 0.5% (or HK\$2.5 million)
			Outsourcing and consultancy	Approximately 1.1% (or HK\$5.3 million)
			Others	Approximately 0.1% (or HK\$0.4 million)

## FUTURE PLANS AND USE OF PROCEEDS

- o Approximately 9.9% (or HK\$46.5 million) of the net proceeds will be used in the continued research and development of our selected oncology product candidates that are currently at preclinical stage or pending the initiation of clinical trials, as illustrated in the table below:

Product Candidate	Status	Estimated total amount of net proceeds allocated (approximately HK\$ in millions)	Expense items	Estimated amount of net proceeds allocated (approximately HK\$ in millions)
JY47	IND approval obtained	Approximately 5.5% (or HK\$25.8 million)	Labor costs	Approximately 0.3% (or HK\$1.5 million)
			Material costs	Approximately 0.01% (or HK\$0.02 million)
			Depreciation and utilities	Approximately 0.1% (or HK\$0.7 million)
			Testing and trials	Approximately 0.01% (or HK\$0.02 million)
			Outsourcing and consultancy	Approximately 5.0% (or HK\$23.4 million)
			Others	Approximately 0.03% (or HK\$0.1 million)
JY43-2	IND approval to be obtained	Approximately 4.4% (or HK\$20.7 million)	Labor costs	Approximately 1.1% (or HK\$5.1 million)
			Material costs	Approximately 0.4% (or HK\$2.1 million)
			Depreciation and utilities	Approximately 0.5% (or HK\$2.4 million)
			Testing and trials	Approximately 0.4% (or HK\$1.8 million)
			Outsourcing and consultancy	Approximately 1.9% (or HK\$9.0 million)
			Others	Approximately 0.1% (or HK\$0.3 million)

## FUTURE PLANS AND USE OF PROCEEDS

- Approximately 30.0% (or HK\$140.4 million) of the net proceeds will be used in the marketing and commercialization of our existing and near-commercialized products, as listed below:
  - o Approximately 25.0% (or HK\$117.0 million) for the expansion of our sales and marketing team to (i) increase the marketing efforts of Guyoudao in markets where its current penetration is relatively low, such as Northeast China, Northwest China, Sichuan, and Henan and (ii) conduct promotion and market development for the commercialization, promotion and marketing of our near-commercialized products, consisting of JY29-2 (Jiyoutai) and JY06 (Jixinfen). We submitted the NDA for JY29-2 (Jiyoutai) in March 2024. We submitted NDA for JY06 (Jixinfen) to the NMPA in May 2023 and expect to obtain the approval for sale in 2025. We plan to recruit teams of approximately 120, 200, and 20 individuals for the sales and marketing of Guyoudao, JY29-2 (Jiyoutai), and JY06 (Jixinfen), respectively. The criteria for recruitment include junior college or undergraduate degree in fields such as biology, medicine, pharmacy, and clinical medicine with a minimum of one year of sales experience for relevant pharmaceutical products.
  - o Approximately 5.0% (or HK\$23.4 million) will be used to intensify market publicity and development of our marketed products, which involves reinforcing our marketing and promotion efforts and broadening our distribution and direct sales network.
- Approximately 10.0% (or HK\$46.8 million) of the net proceeds will be used to pursue strategic collaboration to enrich our product portfolio in our targeted therapeutic areas. In particular, we plan to license in products or product candidates that can be used in combination with our marketed product Guyoudao with potentially enhanced therapeutic effects, such as medical devices in the fields of trauma treatment and sports medicine that can be used in conjunction with Guyoudao to promote bone tissue regeneration and repair. We mainly focus on products that can be used in combination with Guyoudao as our potential license-in targets because Guyoudao is one of our primary marketed products and strategically we plan to enhance our competitiveness in the orthopedic field. According to CIC, such license-in targets are generally available in China's bone repair material market. As of the Latest Practicable Date, we had not identified any particular license-in or other strategic collaboration target. We plan to begin to seek such target in 2025 or later.

## FUTURE PLANS AND USE OF PROCEEDS

- Approximately 10.0% (or HK\$46.8 million) of the net proceeds will be used on our manufacturing system to construct new production lines, and to upgrade and further automate our existing production facilities to prepare for the potential increase in demand for our products and the launch of new products, taking into account (i) the size of the addressable markets for our main products and key pipelines expected to be launched, and the expected demand of our products and (ii) our existing designed production capacities and utilization rates.

The net proceeds allocation plans and reasons for the construction, renovation and expansion for our production lines are set forth below.

Product Candidate	Estimated amount of net proceeds allocated	Plans	Reasons
JY47 and JY43-2	Approximately 7.2% (or HK\$33.7 million)	New Cell Line Preparation Workshop	The Phase III clinical trial samples of JY47 must be produced in a commercial cell line preparation workshop. Since we currently lack such a facility, a new workshop needs to be built. We also plan to use the workshop for clinical manufacturing for JY43-2.
JY29-2	Approximately 1.5% (or HK\$7.0 million)	JY29-2 APIs Production Line	We submitted the NDA for JY29-2 (Jiyoutai) in March 2024. We currently lack the in-house commercial manufacturing capacity for JY29-2. In anticipation of JY29-2's commercial launch, we plan to build a JY29-2 APIs production line with annual production capacity of approximately 13 million vials.
JY29-2	Approximately 0.6% (or HK\$2.8 million)	New External Packaging Production Line for JY29-2	We are facing low production efficiency issue for JY29-2 due to manual packaging processes. A new external packaging production line is required for commercial-scale production.
JY23	Approximately 0.4% (or HK\$1.9 million)	New Pilot Workshop for JY23	We plan to initiate the clinical trial of JY23 in the second half of 2025. To meet this goal, the construction of a new pilot workshop for JY23 is essential for completing CMC development and relevant tests.

## FUTURE PLANS AND USE OF PROCEEDS

Product Candidate	Estimated amount of net proceeds allocated	Plans	Reasons
Yinuojia	Approximately 0.2% (or HK\$0.9 million)	Renovation of Yinuojia Filling Machine	The current production line of Yinuojia uses a 2-head filler, with a speed of approximately 3,600 units per hour. Following Yinuojia's inclusion in the national VBP list and subsequent sales increase, current capacity is insufficient. We plan to replace it with a 5-head pre-filled syringe filler, achieving filling speed of 9,000 units per hour. This renovation will enhance Yinuojia's production capacity and reduce costs.
Guyoudao	Approximately 0.1% (or HK\$0.5 million)	New Internal Packaging Production Line for Guyoudao	The current internal packaging line for Guyoudao is incapable of handling different batches of packaging simultaneously, creating a bottleneck for the overall manufacturing capacity of the product. To meet the growing market demand for Guyoudao, we plan to renovate and upgrade this line to increase overall capacity.
Jijufen	Approximately 0.0% (or HK\$0.01 million)	Installation of Jijufen Batch Scale-up Equipment	Currently, the purification workshop for Jilifen, Jijufen, and Jixinfen can only produce one product at a time. With Jijufen occupying about 60% of the purification time in 2023 and increasing sales, the shared workshop's capacity will become even more strained, especially with the anticipated commercial production of Jixinfen. Hence, we plan to upgrade the shared purification workshop by installing batch scale-up equipment for Jijufen to increase its production capacity.

- The remaining amount of approximately 10.0% (or HK\$46.8 million) of the net proceeds will be used to provide funding for our working capital and other general corporate purposes.

To the extent that the net proceeds are not immediately applied to the above purposes and the extent permitted by applicable law and regulations, we may hold such funds in short-term interest-bearing accounts at licensed commercial banks and/or other authorized financial institutions (as defined under the SFO or applicable laws and regulations in other jurisdictions). In such event, we will comply with the appropriate disclosure requirements under the Listing Rules.

## THE CORNERSTONE INVESTMENTS

We have entered into cornerstone investment agreements (each a “**Cornerstone Investment Agreement**”, and together the “**Cornerstone Investment Agreements**”) with the cornerstone investors set out below (each a “**Cornerstone Investor**”, and together the “**Cornerstone Investors**”), pursuant to which the Cornerstone Investors have agreed to, subject to certain conditions, subscribe, or cause their designated entities (including qualified domestic institutional investor(s) (“**QDII(s)**”) as approved by the relevant PRC authorities) to subscribe (as the case may be), for such number of Offer Shares (rounded down to the nearest whole board lot of 200 Shares) which may be purchased at the Offer Price with an aggregate amount of approximately HK\$350.00 million (exclusive of brokerage, SFC transaction levy, AFRC transaction levy and Stock Exchange trading fee) (the “**Cornerstone Investments**”).

Assuming an Offer Price of HK\$11.48, being the low end of the Offer Price range stated in this prospectus, the total number of Offer Shares to be subscribed for by the Cornerstone Investors would be 30,487,000 Offer Shares, representing approximately 67.15% of the Offer Shares pursuant to the Global Offering and approximately 12.42% of our total issued share capital immediately upon completion of the Global Offering (assuming the Over-allotment Option is not exercised).

Assuming an Offer Price of HK\$12.02, being the mid-point of the Offer Price range stated in this prospectus, the total number of Offer Shares to be subscribed for by the Cornerstone Investors would be 29,117,400 Offer Shares, representing approximately 64.14% of the Offer Shares pursuant to the Global Offering and approximately 11.87% of our total issued share capital immediately upon completion of the Global Offering (assuming the Over-allotment Option is not exercised).

Assuming an Offer Price of HK\$12.56, being the high end of the Offer Price range stated in this prospectus, the total number of Offer Shares to be subscribed for by the Cornerstone Investors would be 27,865,400 Offer Shares, representing approximately 61.38% of the Offer Shares pursuant to the Global Offering and approximately 11.36% of our total issued share capital immediately upon completion of the Global Offering (assuming the Over-allotment Option is not exercised).

The Company is of the view that, (i) the Cornerstone Investments will ensure a reasonable size of solid commitment at the beginning of the marketing period of the Global Offering and will provide confidence to the market; and (ii) leveraging on the Cornerstone Investors’ background and investment experience, the Cornerstone Investments will help raise the profile of the Company and to signify that such investors have confidence in our business and prospect.

Among the Cornerstone Investors, Heda HK is an entity controlled by a subordinate government agency (政府派出機構) under Hangzhou Municipal People’s Government. Hangzhou Investment, our exiting Shareholder, is held as to 90.59% by Hangzhou Municipal Finance Bureau (杭州市財政局), which is ultimately administered and supervised by Hangzhou Municipal People’s Government. Therefore, for the purpose of Heda HK’s participation in the Cornerstone Investments, Heda HK is considered as a

close associate of our existing shareholder. Heda HK has been permitted to participate in the Cornerstone Investments under a waiver from strict compliance with the requirements under Rule 10.04 of, and the consent of the Stock Exchange under paragraph 5(2) of Appendix F1 to, the Listing Rules granted by the Stock Exchange. As Heda HK and Hangzhou Investment collectively will hold over 10% of our total issued Shares immediately following completion of the Global Offering, the Offer Shares to be subscribed for by Heda HK will not count towards the public float of the Company under Rule 8.08 of the Listing Rules. For further details, see “History, Development and Corporate Structure — Public Float”.

In addition, one of the Cornerstone Investors, namely Mr. Wu Qiyuan, being an existing Shareholder, has been permitted to participate in the Cornerstone Investments under a waiver from strict compliance with the requirements under Rule 10.04 of, and the consent of the Stock Exchange under paragraph 5(2) of Appendix F1 to, the Listing Rules granted by the Stock Exchange.

For further details of the abovementioned waiver and consent, see “Waivers from Strict Compliance with the Listing Rules”.

The Cornerstone Investments will form part of the International Offering, and the Cornerstone Investors will not subscribe for any Offer Shares under the Global Offering other than pursuant to the Cornerstone Investment Agreements. The Offer Shares to be subscribed for by the Cornerstone Investors will rank *pari passu* in all respects with the fully paid H Shares in issue following the completion of the Global Offering and to be listed on the Stock Exchange. The Offer Shares to be subscribed for by the Cornerstone Investors, except Heda HK, will be counted towards the public float of the Company under Rule 8.08 of the Listing Rules.

Immediately following the completion of the Global Offering, (i) except that the aggregate shareholding of Heda HK and Hangzhou Investment will exceed 10%, none of the Cornerstone Investors will become a substantial shareholder of the Company; (ii) none of the Cornerstone Investors will have any Board representation in the Company; and (iii) the three largest public Shareholders will hold no more than 50% of the Shares held in public hands for the purpose of Rule 8.08(3) of the Listing Rules.

To the Company’s best knowledge, save for the fact that Heda HK and Hangzhou Investment are ultimately under the supervision and management of Hangzhou Municipal People’s Government, (i) each of the Cornerstone Investors (and, for Cornerstone Investor(s) which will subscribe for the Offer Shares through QDIIs, such QDIIs) is an independent third party; (ii) except for Heda HK and Mr. Wu Qiyuan, each of the Cornerstone Investors is independent of other Cornerstone Investors, the Group, its connected persons and their respective associates, and is not existing Shareholder or close associates of the Group; (iii) except for Mr. Wu Qiyuan, none of the Cornerstone Investors (and, for Cornerstone Investor(s) which will subscribe for the Offer Shares through QDIIs, such QDIIs) is accustomed to take instructions from the Company, the Directors, the Supervisors, the Company’s chief executive, the Single Largest Group of Shareholders, substantial Shareholders or existing Shareholders or any of its subsidiaries or their respective close associates in relation to the acquisition, disposal, voting, or other



disposition of H Shares registered in its name or otherwise held by it; and (iv) none of the subscription for the relevant Offer Shares by the Cornerstone Investors (and, for Cornerstone Investor(s) which will subscribe for the Offer Shares through QDIIs, such QDIIs), is directly or indirectly, financed, funded, or backed by the Company, the Directors, the Company's chief executive, the Single Largest Group of Shareholders, substantial Shareholders or existing Shareholders or any of its subsidiaries or their respective close associates, except in the subscription by Mr. Wu Qiyuan, an existing Shareholder whose subscription under the Cornerstone Investments will be financed from his own internal resources.

As confirmed by each of the Cornerstone Investors, they made their own independent decisions to enter into the Cornerstone Investment Agreements, and their subscriptions under the Cornerstone Investments would be financed by their own internal resources. Except the respective shareholder(s) of Fosun Industrial, HK King-Friend, Alibaba Health HK and Jointown International, none of the Cornerstone Investors or their shareholder(s) are listed on any stock exchanges. The Cornerstone Investors have also confirmed that all necessary approvals have been obtained with respect to the Cornerstone Investments and that no specific approval from any stock exchange (if relevant) or their shareholders is required for the Cornerstone Investments. To the extent that any Cornerstone Investor has engaged a QDII to subscribe for the relevant Offer Shares on its behalf, such Cornerstone Investor will procure the QDII to comply with the terms of its Cornerstone Investment Agreement in order to ensure the compliance of such Cornerstone Investor with its obligations under its Cornerstone Investment Agreement. Other than a guaranteed allocation of the relevant Offer Shares at the final Offer Price, the Cornerstone Investors do not have any preferential rights in the Cornerstone Investment Agreements compared with other public Shareholders. Other than the Cornerstone Investment Agreements, there are no side agreements or arrangements between us and the Cornerstone Investors or any benefit, direct or indirect, conferred on the Cornerstone Investors by virtue of or in relation to the Listing, other than a guaranteed allocation of the relevant Offer Shares at the Offer Price.

The total number of Offer Shares to be subscribed for by the Cornerstone Investors under the Cornerstone Investments may be affected by reallocation of the Offer Shares between the International Offering and the Hong Kong Public Offering in the event of over-subscription under the Hong Kong Public Offering, as described in the paragraphs headed "Structure of the Global Offering — The Hong Kong Public Offering — Reallocation" in this prospectus. The number of Offer Shares to be acquired by each Cornerstone Investor may be reduced on a *pro rata* basis in accordance with the terms of the Cornerstone Investment Agreements to satisfy the shortfall, after taking into account the requirements under Appendix F1 to the Listing Rules as well as the discretion of the Overall Coordinators (for themselves and on behalf of the International Underwriters) to exercise the Over-allotment Option. Details of the actual number of Offer Shares to be allocated to each of the Cornerstone Investor will be disclosed in the allotment results announcement to be issued by the Company on or around November 27, 2024.

Pursuant to the Cornerstone Investment Agreements, the Company and the Overall Coordinators (for themselves and on behalf of the International Underwriters) have the discretion to effect a delayed delivery of the Offer Shares to be subscribed for by each of

## CORNERSTONE INVESTORS

the Cornerstone Investors on a date later than the Listing Date, subject to the conditions contained therein. Such delayed delivery arrangement is in place to facilitate the over-allocation in the International Offering. There will be no delayed delivery if there is no over-allocation in the International Offering. Where delayed delivery takes place, (i) there would be delayed delivery of Offer Shares to some of the Cornerstone Investors based on commercial negotiations with the Cornerstone Investors, (ii) the delayed delivery date should be no later than three business days following the last day on which the Over-allotment Option may be exercised, (iii) no extra payment will be made to the relevant Cornerstone Investors for the purpose of the delayed delivery arrangement, and (iv) each of the Cornerstone Investors has agreed that it shall nevertheless pay for the relevant Offer Shares no later than one business day before the Listing Date. As such, there will not be any deferred settlement in payment by the Cornerstone Investors. The maximum number of Offer Shares that could be subject to the delayed delivery arrangement is the maximum number of H Shares to be allotted under the Over-allotment Option, i.e. 6,809,800 H Shares. For details of the Over-allotment Option and the stabilization action by the Stabilizing Manager, please refer to the paragraphs headed “Structure of the Global Offering — Over-allotment Option” and “Structure of the Global Offering — Stabilization” in this prospectus, respectively.

The table below sets out details of the Cornerstone Investments:

		Based on a final Offer Price of HK\$11.48 (being the low-end of the indicative Offer Price range)				
Cornerstone Investor	Subscription amount	Number of Offer Shares to be acquired <sup>(4)</sup>	Assuming the Over-Allotment Option is not exercised		Assuming the Over-Allotment Option is fully exercised	
			Approximate % of the Offer Shares	Approximate % of the issued share capital	Approximate % of the Offer Shares	Approximate % of the issued share capital
Heda HK	US\$25.00 million (HK\$194.46 million) <sup>(1)(2)</sup>	16,769,800	36.94%	6.83%	32.12%	6.65%
Fosun Industrial	US\$5.00 million (HK\$38.89 million) <sup>(1)(3)</sup>	3,387,800	7.46%	1.38%	6.49%	1.34%
HK King-Friend	US\$5.00 million (HK\$38.89 million) <sup>(1)(3)</sup>	3,387,800	7.46%	1.38%	6.49%	1.34%
Alibaba Health HK	US\$3.00 million (HK\$23.34 million) <sup>(1)(2)</sup>	2,012,200	4.43%	0.82%	3.85%	0.80%
Jointown International	US\$3.00 million (HK\$23.34 million) <sup>(1)(3)</sup>	2,032,600	4.48%	0.83%	3.89%	0.81%
Mr. Wu Qiyuan	HK\$21.47 million <sup>(2)</sup>	1,851,600	4.08%	0.75%	3.55%	0.73%
Delta Capital HK	HK\$12.00 million <sup>(3)</sup>	1,045,200	2.30%	0.43%	2.00%	0.41%
<b>Total</b>	<b>HK\$352.39 million</b>	<b>30,487,000</b>	<b>67.15%</b>	<b>12.42%</b>	<b>58.39%</b>	<b>12.09%</b>

# CORNERSTONE INVESTORS

Based on a final Offer Price of HK\$12.02 (being the mid-point of the indicative Offer Price range)						
Cornerstone Investor	Subscription amount	Number of Offer Shares to be acquired <sup>(4)</sup>	Assuming the Over-Allotment Option is not exercised		Assuming the Over-Allotment Option is fully exercised	
			Approximate % of the Offer Shares	Approximate % of the issued share capital	Approximate % of the Offer Shares	Approximate % of the issued share capital
Heda HK	US\$25.00 million (HK\$194.46 million) <sup>(1)(2)</sup>	16,016,400	35.28%	6.53%	30.68%	6.35%
Fosun Industrial	US\$5.00 million (HK\$38.89 million) <sup>(1)(3)</sup>	3,235,600	7.13%	1.32%	6.20%	1.28%
HK King-Friend	US\$5.00 million (HK\$38.89 million) <sup>(1)(3)</sup>	3,235,600	7.13%	1.32%	6.20%	1.28%
Alibaba Health HK	US\$3.00 million (HK\$23.34 million) <sup>(1)(2)</sup>	1,921,800	4.23%	0.78%	3.68%	0.76%
Jointown International	US\$3.00 million (HK\$23.34 million) <sup>(1)(3)</sup>	1,941,200	4.28%	0.79%	3.72%	0.77%
Mr. Wu Qiyuan	HK\$21.47 million <sup>(2)</sup>	1,768,600	3.90%	0.72%	3.39%	0.70%
Delta Capital HK	HK\$12.00 million <sup>(3)</sup>	998,200	2.20%	0.41%	1.91%	0.40%
<b>Total</b>	<b>HK\$352.39 million</b>	<b>29,117,400</b>	<b>64.14%</b>	<b>11.87%</b>	<b>55.77%</b>	<b>11.54%</b>

# CORNERSTONE INVESTORS

Based on a final Offer Price of HK\$12.56 (being the high-end of the indicative Offer Price range)						
Cornerstone Investor	Subscription amount	Number of Offer Shares to be acquired <sup>(4)</sup>	Assuming the Over-Allotment Option is not exercised		Assuming the Over-Allotment Option is fully exercised	
			Approximate % of the Offer Shares	Approximate % of the issued share capital	Approximate % of the Offer Shares	Approximate % of the issued share capital
Heda HK	US\$25.00 million (HK\$194.46 million) <sup>(1)(2)</sup>	15,327,800	33.76%	6.25%	29.36%	6.08%
Fosun Industrial	US\$5.00 million (HK\$38.89 million) <sup>(1)(3)</sup>	3,096,400	6.82%	1.26%	5.93%	1.23%
HK King-Friend	US\$5.00 million (HK\$38.89 million) <sup>(1)(3)</sup>	3,096,400	6.82%	1.26%	5.93%	1.23%
Alibaba Health HK	US\$3.00 million (HK\$23.34 million) <sup>(1)(2)</sup>	1,839,200	4.05%	0.75%	3.52%	0.73%
Jointown International	US\$3.00 million (HK\$23.34 million) <sup>(1)(3)</sup>	1,857,800	4.09%	0.76%	3.56%	0.74%
Mr. Wu Qiyuan	HK\$21.47 million <sup>(2)</sup>	1,692,400	3.73%	0.69%	3.24%	0.67%
Delta Capital HK	HK\$12.00 million <sup>(3)</sup>	955,400	2.10%	0.39%	1.83%	0.38%
<b>Total</b>	<b>HK\$352.39 million</b>	<b>27,865,400</b>	<b>61.38%</b>	<b>11.36%</b>	<b>53.37%</b>	<b>11.05%</b>

- (1) Calculated for illustrative purpose based on the exchange rate set out in the section headed “Information about this Prospectus and the Global Offering — Exchange Rate Conversion” in this prospectus. The actual investment amount may vary due to the exchange rate prescribed in the relevant Cornerstone Investment Agreement.
- (2) Inclusive of brokerage, SFC transaction levy, AFRC transaction levy and the Stock Exchange trading fee.
- (3) Exclusive of brokerage, SFC transaction levy, AFRC transaction levy and the Stock Exchange trading fee.
- (4) Rounded down to the nearest whole board lot of 200 H Shares.

## THE CORNERSTONE INVESTORS

The information about our Cornerstone Investors set forth below has been provided by the Cornerstone Investors in connection with the Cornerstone Investments.

### Heda HK

Heda Jinyuan (HK) Co., Limited (和達金源(香港)有限公司) (“**Heda HK**”) is a limited company incorporated under the laws of Hong Kong in July 2024 as an investment holding platform. As of the Latest Practicable Date, Heda HK was wholly owned by Hangzhou Heda Jinyuan Equity Investment Fund Partnership Enterprise (Limited Partnership) (杭州和達金源股權投資基金合夥企業(有限合夥)), “**Hangzhou Heda**”, a limited liability partnership established under the laws of the PRC. As of the Latest Practicable Date, Hangzhou Heda was held as to (i) 99.95% by Hangzhou Heda Industry Fund Investment Co., Ltd. (杭州和達產業基金投資有限公司) as its limited partner, and (ii) 0.05% by Hangzhou Heda Investment Management Co., Ltd. (杭州和達投資管理有限公司) as its general and executive partner, respectively. Both partners of Hangzhou Heda are indirectly controlled by Hangzhou Qiantang New Area Industrial Development Group Co., Ltd. (杭州錢塘新區產業發展集團有限公司), which is owned as to 90% directly by Hangzhou Qiantang New Area Management Committee (杭州錢塘新區管理委員會) and 10% by Zhejiang Provincial Department of Finance (浙江省財政廳) through its wholly-owned entity, respectively. The Company became acquainted with Heda HK through the introduction by one of the Underwriters.

### Fosun Industrial

Fosun Industrial Co., Limited (“**Fosun Industrial**”), a limited company incorporated under the laws of Hong Kong in September 2004, is primarily engaged in external investment, the sales and consulting services of Chinese and Western pharmaceuticals, diagnostic reagents and medical devices and related import and export business. Fosun Industrial is a wholly-owned subsidiary of Shanghai Fosun Pharmaceutical (Group) Co., Ltd. (上海復星醫藥(集團)股份有限公司) (“**Fosun Pharma**”). Fosun Pharma is an independent third-party company listed on the Shanghai Stock Exchange (stock code: 600196) and the Stock Exchange (stock code: 2196). Fosun Pharma is a global innovation-driven pharmaceutical and healthcare industry group rooted in China, which directly operates businesses including pharmaceuticals, medical devices, medical diagnosis and healthcare services, and expands into the pharmaceutical distribution and retail business through investment in Sinopharm Group Co., Ltd. (國藥控股股份有限公司). The Company became acquainted with Fosun Industrial through business cooperation.

### **HK King-Friend**

Hong Kong King-Friend Industrial Company Limited (香港健友實業有限公司) (“**HK King-Friend**”) is a limited company incorporated under the laws of Hong Kong in August 2010 as an investment holding platform. As of the Latest Practicable Date, HK King-Friend was wholly owned by Nanjing King-Friend Biochemical Pharmaceutical Co., Ltd. (南京健友生化製藥股份有限公司) (“**Nanjing King-Friend**”), an independent third-party company listed on the Shanghai Stock Exchange (stock code: 603707). Nanjing King-Friend is a biopharmaceutical group focusing on drug R&D, production and sales. According to the 2023 annual report of Nanjing King-Friend, Xie Juhua (謝菊華), TANG YONGQUN and Ding Ying (丁瑩), who are independent third parties, together acting in concert held 47.36% shareholding in Nanjing King-Friend. It was also owned as to 21.27% by Jiangsu Yanhai Development Group Co., Ltd. (江蘇省沿海開發集團有限公司), which is wholly owned by Jiangsu Provincial People’s Government (江蘇省人民政府), with its other shareholders each holding less than 5% shareholding in Nanjing King-Friend. For the years ended December 31, 2021, 2022 and 2023 and the six months ended June 30, 2024, Nanjing King-Friend was one of our five largest suppliers. The Company became acquainted with HK King-Friend through the introduction by one of the Underwriters.

### **Alibaba Health HK**

Alibaba Health (Hong Kong) Technology Company Limited (“**Alibaba Health HK**”) is a limited company incorporated under the laws of Hong Kong as an investment holding platform. As of the Latest Practicable Date, Alibaba Health HK is indirectly wholly owned by Alibaba Health Information Technology Limited (“**Alibaba Health**”), an independent third-party company listed on the Stock Exchange (stock code: 0241).

Alibaba Health is the flagship platform of Alibaba Group Holding Limited (“**Alibaba Group**”) for integrated online and offline medical and healthcare resources, providing one-stop healthcare solutions. According to its 2024 annual report, Alibaba Health is owned as to 63.83% by Alibaba Group. With a “cloud-based infrastructure” as the foundation, the “cloud-based pharmacy” as the core, and the “cloud-based hospital” as the engine, Alibaba Health leverages its leading digital technology and operation capabilities to provide affordable, convenient, efficient and reliable medical and healthcare services to hundreds of millions of families. Alibaba Health is primarily engaged in the pharmaceutical direct sales business, pharmaceutical e-commerce platform business and healthcare and digital services business. The Company became acquainted with Alibaba Health HK through the introduction by one of the Underwriters.

### **Jointown International**

Jointown International Group Company Limited (“**Jointown International**”) is a limited liability company incorporated under the laws of the British Virgin Islands and its principal business is investment management. Jointown International is a wholly owned subsidiary of Jointown Pharmaceutical Group Co., Ltd. (九州通醫藥集團股份有限公司), a company listed on the Shanghai Stock Exchange (stock code: 600998) which is principally engaged in wholesaling and retailing of pharmaceuticals and medical equipment. The ultimate beneficial owners of Jointown International are independent third parties of the

Company. The Company became acquainted with Jointown International through introduction by Jointown Pharmaceutical Group Co., Ltd. and one of the Underwriters.

#### **Mr. Wu Qiyuan**

Mr. Wu Qiyuan (吳啟元), an existing Shareholder and individual cornerstone investor, has over 25 years of experience in hotel management. He is the founder of SSAW Hotels & Resorts Group Co., Ltd. (君亭酒店集團股份有限公司), a company listed on the Shenzhen Stock Exchange (stock code: 301073).

For the purpose of the Cornerstone Investments, Mr. Wu Qiyuan has engaged GF Securities Asset Management (Guangdong) Co., Ltd. (廣發證券資產管理(廣東)有限公司), which is a QDII, to subscribe for and hold such Offer Shares on behalf of him.

#### **Delta Capital HK**

Delta Capital Hong Kong Limited (“**Delta Capital HK**”) is a limited company incorporated under the laws of Hong Kong in July 2016 as an investment holding platform. As of the Latest Practicable Date, Delta Capital HK was wholly owned by Delta Capital Investment Holdings, Ltd. (“**Delta Capital**”), a limited liability company incorporated under the laws of British Virgin Islands. The ultimate beneficial owners of Delta Capital are Greg Ye and Quansheng Li, two independent third parties. As a professional venture capital institution, Delta Capital has actively explored potential business opportunities that connect the world’s leading innovative technologies with the Chinese market, with a commitment to nurturing world-class enterprises. The Company became acquainted with Delta Capital HK through the introduction by one of the Underwriters.

#### **CLOSING CONDITIONS**

The subscription obligation of each of the Cornerstone Investors under the Cornerstone Investment Agreements is subject to, among other things, the following closing conditions (as the case may be):

- (a) the underwriting agreements for the Hong Kong Public Offering and the International Offering being entered into and having become effective and unconditional (in accordance with their respective original terms or as subsequently waived or varied by agreement of the parties thereto) by no later than the time and date as specified in these underwriting agreements, and neither of the aforesaid underwriting agreements having been terminated;
- (b) the Offer Price having been agreed upon between the Company and the Overall Coordinators (for themselves and on behalf of the International Underwriters);



## CORNERSTONE INVESTORS

- (c) the Listing Committee of the Stock Exchange having granted the listing of, and permission to deal in, the H Shares (including the H Shares subscribed for by each of the Cornerstone Investors as well as other applicable waivers and approvals), and such approval, permission or waiver having not been revoked prior to the commencement of dealings in the H Shares on the Stock Exchange;
- (d) all necessary approvals and permits (where applicable) obtained by the Cornerstone Investors from relevant government or regulatory authorities for the completion of their respective investment having remained valid, and no laws shall have been enacted or promulgated by any governmental authority which prohibits the consummation of the transactions contemplated in the Global Offering or in the Cornerstone Investment Agreements and there shall be no orders or injunctions from a court of competent jurisdiction in effect precluding or prohibiting consummation of such transactions;
- (e) the respective representations, warranties, undertakings, acknowledgements and confirmations of the Cornerstone Investor under the Cornerstone Investment Agreement are (as of the date of the Cornerstone Investment Agreement) and will be (as of the Listing Date or, if applicable, the delayed delivery date as defined in the Cornerstone Investment Agreement) accurate and true in all material respects and not misleading and that there is no breach of such Cornerstone Investment Agreement on the part of the Cornerstone Investor; and
- (f) the respective representations, warranties, undertakings, acknowledgements and confirmations of the Company under the Cornerstone Investment Agreement are (as of the date of the Cornerstone Investment Agreement) and will be (as of the Listing Date or, if applicable, the delayed delivery date as defined in the Cornerstone Investment Agreement) accurate and true in all material respects and not misleading and that there is no breach of such Cornerstone Investment Agreement on the part of the Company.

### RESTRICTIONS ON DISPOSALS BY THE CORNERSTONE INVESTORS

Each of the Cornerstone Investors has agreed that it will not, whether directly or indirectly, at any time during the period of six months from the Listing Date (the “**Lock-up Period**”), dispose of any of the Offer Shares they have subscribed for pursuant to the relevant Cornerstone Investment Agreement, save for in certain limited circumstances, such as transfers to any of its wholly-owned subsidiaries which will be bound by the same obligations of such Cornerstone Investor, including the Lock-up Period restriction.

## UNDERWRITING

### HONG KONG UNDERWRITERS

Huatai Financial Holdings (Hong Kong) Limited

CLSA Limited

CMB International Capital Limited

Ruibang Securities Limited

Patrons Securities Limited

### UNDERWRITING

This prospectus is published solely in connection with the Hong Kong Public Offering. The Hong Kong Public Offering is fully underwritten by the Hong Kong Underwriters on a conditional basis. The International Offering is expected to be fully underwritten by the International Underwriters.

The Global Offering comprises the Hong Kong Public Offering of initially 4,540,000 Hong Kong Offer Shares and the International Offering of initially 40,858,800 International Offer Shares, subject, in each case, to reallocation on the basis as described in the section headed “Structure of the Global Offering” in this prospectus.

### UNDERWRITING ARRANGEMENTS AND EXPENSES

#### Hong Kong Public Offering

##### *Hong Kong Underwriting Agreement*

Pursuant to the Hong Kong Underwriting Agreement, our Company is offering initially 4,540,000 Hong Kong Offer Shares (subject to reallocation) for subscription by way of the Hong Kong Public Offering on and subject to the terms and conditions of this prospectus and the Hong Kong Underwriting Agreement at the Offer Price.

Subject to (i) the Listing Committee granting approval for the listing of, and permission to deal in, the H Shares pursuant to the Global Offering on the Main Board of the Stock Exchange and such approval not having been withdrawn; and (ii) certain other conditions set out in the Hong Kong Underwriting Agreement, the Hong Kong Underwriters have agreed severally and not jointly to apply or procure applications, on the terms and conditions of this prospectus, for their respective applicable proportions of the Hong Kong Offer Shares which are being offered but are not taken up under the Hong Kong Public Offering.

The Hong Kong Underwriting Agreement is conditional on, among other things, the International Underwriting Agreement having been signed and becoming unconditional and not having been terminated in accordance with its terms.

## UNDERWRITING

### *Grounds for Termination*

The Overall Coordinators (for themselves and on behalf of the Hong Kong Underwriters and the Capital Market Intermediaries) and the Sole Sponsor shall be entitled, in its sole and absolute discretion and by giving notice in writing to our Company, terminate the Hong Kong Underwriting Agreement with immediate effect if at any time prior to 8:00 a.m. on the Listing Date:

- (i) there develops, occurs, exists or comes into effect:
  - (a) any local, national, regional or international event, or series of events, or circumstance in the nature of force majeure (including, without limitation, any acts of government, declaration of a local, national, regional or international emergency or war, calamity, crisis, epidemic, pandemic, outbreaks, escalation, mutation or aggravation of diseases (including, without limitation, COVID, SARS, swine or avian flu, H5N1, H1N1, H7N9 and such related/mutated forms), economic sanctions, strikes, labour disputes, lock-outs, other industrial actions, fire, explosion, flooding, earthquake, tsunami, volcanic eruption, civil commotion, riots, rebellion, civil commotion, calamity, public disorder, acts of war, outbreak or escalation of hostilities (whether or not war is declared), acts of God or acts of terrorism (whether or not responsibility has been claimed), paralysis in government operations, interruptions or delay in transportation) in or affecting Hong Kong, the PRC, the United Kingdom, the United States or the European Union (or any member thereof) (collectively, the “**Relevant Jurisdictions**”);
  - (b) any change, or development involving a prospective change, or any event or circumstances or series of events likely to result in any change or development involving a prospective change, in any local, national, regional or international financial, economic, political, military, industrial, fiscal, legal, regulatory, currency, credit or market matters or conditions, equity securities or exchange control or any monetary or trading settlement system or other financial markets (including, without limitation, conditions in the stock and bond markets, money and foreign exchange markets, the interbank markets and credit markets) in or affecting any of the Relevant Jurisdictions;
  - (c) any moratorium, suspension or restriction (including, without limitation, any imposition of or requirement for any minimum or maximum price limit or price range) in or on trading in, securities generally on the Stock Exchange, the New York Stock Exchange, the NASDAQ Global Market, the London Stock Exchange, the Shanghai Stock Exchange, the Shenzhen Stock Exchange, or the Tokyo Stock Exchange;

## UNDERWRITING

- (d) any general moratorium on commercial banking activities in Hong Kong (imposed by the Financial Secretary or the Hong Kong Monetary Authority or other competent authority), New York (imposed at the U.S. Federal or New York State level or by any other competent authority), London, the PRC, the European Union (or any member thereof) or any of the other Relevant Jurisdictions (declared by the relevant authorities) or any disruption in commercial banking or foreign exchange trading or securities settlement or clearance services, procedures or matters in or affecting any of the Relevant Jurisdictions;
- (e) any new law or regulation or any change or any development involving a prospective change in existing Laws or regulations or any change or development involving a prospective change in the interpretation or application thereof by any court or any governmental authority in or affecting any of the Relevant Jurisdictions;
- (f) the imposition of economic sanctions, or the withdrawal of trading privileges, in whatever form, directly or indirectly, by, or for, any of the Relevant Jurisdictions or any other jurisdiction relevant to any member of our Group;
- (g) any valid demand by any creditor for repayment or payment of any indebtedness of any member of our Group or in respect of which any member of our Group is liable prior to its stated maturity unless such repayment or payment is made by the member of our Group voluntarily and disclosed to the Sole Sponsor and the Overall Coordinators prior to the date of the Hong Kong Underwriting Agreement;
- (h) any change or development involving a prospective change or amendment in or affecting taxation or foreign exchange control, currency exchange rates or foreign investment regulations (including, without limitation, a material devaluation of Hong Kong dollar, Renminbi, US\$ or Euro against any foreign currencies, a change in the system under which the value of the Hong Kong dollar is linked to that of the United States dollar, Renminbi, US\$ or Euro is linked to any foreign currency or currencies), or the implementation of any exchange control, in any of the Relevant Jurisdictions or affecting an investment in the Offer Shares;
- (i) other than with the prior written consent of the Overall Coordinators, the issue or requirement to issue by the Company of a supplement or amendment to this prospectus, the CSRC Filings or other documents in connection with the offer and sale of the Offer Shares pursuant to the Companies (Winding Up and Miscellaneous Provisions) Ordinance or the Listing Rules or the CSRC Rules or upon any requirement or request of SEHK, the SFC and/or the CSRC;

## UNDERWRITING

- (j) any litigation, dispute, legal action or claim or regulatory or administrative investigation or action being threatened or instigated against any member of our Group or any Director;
- (k) any contravention by our Company, any member of our Group or any Director of any applicable laws and regulations or the Listing Rules;
- (l) any non-compliance of this prospectus (or any other documents used in connection with the contemplated subscription and sale of the Offer Shares), the CSRC Filings or any aspect of the Global Offering with the Listing Rules, the CSRC Rules or any other applicable laws and regulations; or
- (m) any change or prospective change or development, or a materialization of, any of the risks set out in the section headed “Risk Factors” in this prospectus;

which, individually or in the aggregate, in the sole and absolute opinion of the Sole Sponsor and the Overall Coordinators (for themselves and on behalf of the Hong Kong Underwriters and the Capital Market Intermediaries):

- (A) has or will or may have a material adverse change, or any development involving a prospective material adverse change, in or affecting the assets, liabilities, business, general affairs, management, prospects, shareholders’ equity, profits, losses, results of operations, position or condition, financial or otherwise, or performance of our Company and the other members of our Group, taken as a whole (a “**Material Adverse Change**”);
- (B) has or will have or may have a material adverse effect on the success or marketability of the Global Offering or the level of applications or the distribution of the Offer Shares under the Hong Kong Public Offering or the level of interest under the International Offering;
- (C) makes or will make or is likely to make it inadvisable, inexpedient, impracticable or incapable for the Hong Kong Public Offering and/or the International Offering to proceed or to market the Global Offering or the delivery or distribution of the Offer Shares on the terms and in the manner contemplated by the Offer-Related Documents (as defined below); or
- (D) has or will or may have the effect of making any material part of the Hong Kong Underwriting Agreement (including underwriting) incapable of performance in accordance with its terms or preventing the processing of applications and/or payments pursuant to the Global Offering or pursuant to the underwriting thereof; or

## UNDERWRITING

- (ii) there has come to the notice of the Sole Sponsor and the Overall Coordinators that:
- (a) any statement contained in this prospectus, the formal notice and/or any notices, announcements, advertisements, communications or other documents (including any announcement, circular, document or other communication pursuant to the Hong Kong Underwriting Agreement) issued or used by or on behalf of our Company in connection with the Hong Kong Public Offering (including any supplement or amendment thereto (the “**Offer-Related Documents**”) but excluding information relating to the Underwriters) was, when it was issued, or has become, untrue, incorrect, inaccurate, incomplete in any material respects or misleading or deceptive, or that any estimate, forecast, expression of opinion, intention or expectation contained in any of such documents is not fair and honest and based on reasonable grounds or reasonable assumptions;
  - (b) any of the CSRC Filings relating to or in connection with the Global Offering, or any amendments or supplements thereto (in each case, whether or not approved by the Sole Sponsor, the Overall Coordinators, the Joint Global Coordinators, the Joint Bookrunners, the Joint Lead Managers, the Underwriters and the Capital Market Intermediaries, or any of them) containing any untrue, incorrect or inaccurate in any material respects or misleading or deceptive, or that any estimate, forecast, expression of opinion, intention or expectation contained in any of such documents is not fair and honest and based on reasonable grounds or reasonable assumptions;”
  - (c) any matter has arisen or has been discovered which would, had it arisen or been discovered immediately before the date of this Hong Kong prospectus, constitute a material omission from, or misstatement in, any of the Offer-Related Documents and the CSRC Filings;
  - (d) there is a material breach of any of the obligations imposed upon our Company under the Hong Kong Underwriting Agreement or the International Underwriting Agreement (other than upon any of the Sole Sponsor, the Overall Coordinators, the Joint Global Coordinators or the Underwriters), as applicable;
  - (e) there is an event, act or omission which gives or is likely to give rise to any material liability of our Company pursuant to the indemnities given by any of them under the Hong Kong Underwriting Agreement or the International Underwriting Agreement, as applicable;
  - (f) there is any Material Adverse Change;

## UNDERWRITING

- (g) there is a breach of, or any event or circumstance rendering untrue, incorrect, incomplete or misleading in any respect, any of the warranties given by our Company of the Hong Kong Underwriting Agreement or the International Underwriting Agreement, as applicable;
- (h) the approval of the Listing Committee of the listing of, and permission to deal in, the H Shares in issue (including the H Shares to be converted from Domestic Shares (as defined in this prospectus)) and to be issued pursuant to the Global Offering (including any additional H Shares which may be issued pursuant to the exercise of the Over-allotment Option), is refused or not granted, other than subject to customary conditions, on or before the date of the Listing, or if granted, the approval is subsequently withdrawn, cancelled, qualified (other than by customary conditions), revoked or withheld;
- (i) any person (other than the Sole Sponsor) has withdrawn its consent to the issue of this prospectus with the inclusion of its reports, letters and/or legal opinions (as the case may be) and references to its name included in the form and context in which it respectively appears;
- (j) our Company withdraws this prospectus (and/or any other documents issued or used in connection with the Global Offering) or the Global Offering;
- (k) there is a prohibition on our Company for whatever reason from offering, allotting, issuing or selling any of the Offer Shares pursuant to the terms of the Global Offering (including any additional Shares to be issued pursuant to any exercise of the Over-allotment Option);
- (l) the Chairman, any other Director or any other member of senior management of our Company is vacating his or her office;
- (m) any executive Director or member of senior management of our Company as named in this prospectus is being charged with an indictable offence or is prohibited by operation of law or otherwise disqualified from taking part in the management of a company;
- (n) there is any order or petition for the winding-up of our Company or any composition or arrangement made by our Company with its creditors or a scheme of arrangement entered into by our Company or any resolution for the winding-up of our Company or the appointment of a provisional liquidator, receiver or manager over all or part of the material assets or undertaking of our Company or anything analogous thereto occurring in respect of any member of our Group; or
- (o) a material portion of the orders placed or confirmed in the book-building process, or of the investment commitments made by any cornerstone investors under agreements signed with such cornerstone investors, have been withdrawn, terminated or cancelled.



## UNDERWRITING

### Undertakings to the Stock Exchange pursuant to the Listing Rules

#### *Undertakings by our Company*

In accordance with Rule 10.08 of the Listing Rules, we have undertaken to the Stock Exchange that no further Shares or securities convertible into equity securities of our Company (whether or not of a class already listed) may be allotted or issued by us or form the subject of any agreement to such an allotment or issue within six months from the Listing Date (whether or not such issue of Shares or securities of Company will be completed within six months from the Listing Date), except for the issuance of Shares or securities pursuant to the Global Offering or for circumstances permitted under Rule 10.08 of the Listing Rules.

### Undertakings pursuant to the Hong Kong Underwriting Agreement

#### *Undertakings by our Company*

Pursuant to the Hong Kong Underwriting Agreement, our Company has undertaken to the Sole Sponsor, the Overall Coordinators, the Joint Global Coordinators, the Joint Bookrunners, the Joint Lead Managers, the Hong Kong Underwriters and the Capital Market Intermediaries and each of them not to (save for the issue, offer or sale of the Offer Shares by our Company pursuant to the Global Offering), without the prior written consent of the Sole Sponsor and the Overall Coordinators (for themselves and on behalf of the Hong Kong Underwriters and the Capital Market Intermediaries) and unless in compliance with the Listing Rules, at any time during the period commencing on the date of the Hong Kong Underwriting Agreement and ending on, and including, the last date of the six months after the Listing Date (the “**First Six-Month Period**”):

- (i) offer, allot, issue, sell, accept subscription for, contract to allot, issue or sell, contract or agree to allot, issue or sell, assign, mortgage, charge, pledge, hypothecate, lend, grant or sell any option, warrant, right or contract to purchase, purchase any option or contract to sell, grant or agree to grant any option, right or warrant to purchase or subscribe for, or otherwise transfer or dispose of or create an Encumbrance over, or agree to transfer or dispose of or create an Encumbrance over, either directly or indirectly, conditionally or unconditionally, or repurchase, any legal or beneficial interest in any H Shares or other equity securities of the Company or any interests in any of the foregoing (including, but not limited to, any securities that are convertible into or exercisable or exchangeable for, or that represent the right to receive, or any warrants or other rights to subscribe for, any H Shares or other equity securities of the Company or any interests in any of the foregoing), or deposit any H Shares or other equity securities of the Company, with a depositary in connection with the issue of depositary receipts); or

## UNDERWRITING

- (ii) enter into any swap or other arrangement that transfers to another, in whole or in part, any of the economic consequences of ownership (legal or beneficial) of any H Shares or other securities of our Company, or any interest therein (including, without limitation, any securities of which are convertible into or exchangeable or exercisable for, or represent the right to receive, or any warrants or other rights to purchase, any H Shares or other equity securities of our Company, or any interest in any of the foregoing); or
- (iii) enter into any transaction with the same economic effect as any transaction specified in paragraphs (i) or (ii) above; or
- (iv) offer to or contract to or agree to announce, or publicly disclose that our Company will or may enter into any transaction described in paragraphs (i), (ii) and (iii) or above,

in each case, whether any of the transactions specified in paragraphs (i), (ii), or (iii) above is to be settled by delivery of H Shares or other equity securities of the Company in cash or otherwise (whether or not the issue of such H Shares or other shares or equity securities of the Company will be completed within the First Six-Month Period), provided that the foregoing restrictions shall not apply to the issue of the Shares by the Company pursuant to the Global Offering including pursuant to any exercise of the Over-allotment Option.

### *Undertakings by our Single Largest Group of Shareholders*

The Single Largest Group of Shareholders has undertaken that, without the prior written consent of the Sole Sponsor, the Overall Coordinators, the Joint Global Coordinators, the Joint Bookrunners, the Joint Lead Managers, the Hong Kong Underwriters and the Capital Market Intermediaries that, it will not, and will cause its affiliates not to, at any time during the period commencing on the date of this prospectus and ending on, and including the date falling six months after the Listing Date, dispose of (i) any Shares held by the Single Largest Group of Shareholders as of the date of the undertaking and any such other additional Shares acquired by such member from the date of the undertaking and up to the Listing Date (the “**Relevant Shares**”), or (ii) any interest in any company or entity holding or controlling (directly or indirectly) any Relevant Shares.

## INTERNATIONAL OFFERING

### **International Underwriting Agreement**

In connection with the International Offering, it is expected that our Company will enter into the International Underwriting Agreement with the Sole Sponsor, the Overall Coordinators and the International Underwriters. Under the International Underwriting Agreement, the International Underwriters will, subject to certain conditions set out therein, severally and not jointly, agree to procure subscribers or purchasers for, or to purchase, their respective proportions of the International Offer Shares being offered under the International Offering (subject to, among other, any reallocation between the International Offering and the Hong Kong Public Offering).

## UNDERWRITING

It is expected that the International Underwriting Agreement may be terminated on similar grounds as those in the Hong Kong Underwriting Agreement. Potential investors should note that if the International Underwriting Agreement is not entered into, or is terminated, the Global Offering will not proceed.

Our Company has agreed to indemnify the International Underwriters against certain liabilities, including liabilities under the U.S. Securities Act.

### Over-allotment Option and Stabilization

We expect to grant to the International Underwriters, exercisable in whole or in part by the Overall Coordinators at their absolute discretion (for themselves and on behalf of the International Underwriters), the Over-allotment Option, which will be exercisable from the Listing Date until up to (and including) the date which is the 30th day after the last day for the lodging of applications under the Hong Kong Public Offering, to require our Company to allot and issue up to an aggregate of 6,809,800 H Shares, representing no more than 15% of the number of Offer Shares initially available under the Global Offering, at the Offer Price under the International Offering to cover over-allocations in the International Offering, if any.

For more details of the arrangements relating to the Over-allotment Option and stabilization, see “Structure of the Global Offering” in this prospectus.

### UNDERWRITING COMMISSIONS AND LISTING EXPENSES

The Underwriters and the Capital Market Intermediaries will receive an underwriting commission equal to 3.5% of the aggregate Offer Price payable for the Offer Shares (including the Offer Shares to be issued pursuant to the Over-allotment Option, if any) (the “**Fixed Fees**”). Our Company may, at our sole and absolute discretion, pay to one or more Underwriters or Capital Market Intermediaries an additional incentive equal to 1.4% of the Offer Price payable for the Offer Shares (including any Offer Shares to be issued pursuant to the exercise of the Over-allotment Option) (the “**Discretionary Fees**”). The ratio of the Fixed Fees and the Discretionary Fees (if fully paid) payable to all Underwriters and Capital Market Intermediaries is therefore approximately 71:29. For any unsubscribed Hong Kong Offer Shares reallocated to the International Offering, the underwriting commission will not be paid to the Hong Kong Underwriters but will instead be paid, at the rate applicable to the International Offering, to the relevant International Underwriters. The Sole Sponsor is entitled to sponsor fee in the amount of US\$1,000,000.

The aggregate underwriting commissions and fees (including the incentive fees and assuming full payment), together with the Stock Exchange listing fees, the SFC transaction levy, AFRC transaction levy the Stock Exchange trading fee, legal and other professional fees, printing and other expenses relating to the Global Offering, are estimated to be approximately HK\$77.5 million in aggregate (based on the Offer Price of HK\$12.02 per Share, being the mid-point of the indicative Offer Price range per H Share and assuming the Over-allotment Option is not exercised), and are to be borne by us.

## ACTIVITIES BY SYNDICATE MEMBERS

We describe below a variety of activities that each of the Underwriters and the Capital Market Intermediaries of the Hong Kong Public Offering and the International Offering (together, the “**Syndicate Members**”) and their affiliates, may individually undertake, and which do not form part of the underwriting or the stabilizing process. When engaging in any of these activities, it should be noted that the Syndicate Members are subject to restrictions, including the following:

- (a) under the agreement among the Syndicate Members, all of them must not make bids or purchases or effect any other transactions (including but not limited to issuing any option or derivative or structured product which has, as its underlying asset, any Offer Shares), whether in the open market or otherwise, for the purpose of or with a view to creating actual, or apparent, active trading in the Offer Shares or raising, stabilizing or maintaining the price of the Offer Shares to or at levels other than those which might otherwise prevail in the open market; and
- (b) all of them must comply with all applicable laws and regulations, including the market misconduct provisions of the SFO, including the provisions prohibiting insider dealing, false trading, price rigging and stock market manipulation.

The Syndicate Members and their affiliates are diversified financial institutions with relationships in countries around the world. These entities engage in a wide range of commercial and investment banking, brokerage, funds management, trading, hedging, investing and other activities for their own account and for the accounts of others. In relation to the H Shares, those activities could include acting as agent for buyers and sellers of the H Shares, entering into over the counter or listed derivative transactions or listed or unlisted securities transactions (including issuing securities such as derivative warrants listed on a stock exchange) which have the H Shares as their or part of their underlying assets. Those activities may require hedging activity by those entities involving, directly or indirectly, buying and selling the H Shares. All such activity could occur in Hong Kong and elsewhere in the world and may result in the Syndicate Members and their affiliates holding long and/or short positions in the H Shares, in baskets of securities or indices including the H Shares, in units of funds that may purchase the H Shares, or in derivatives related to any of the foregoing.

In relation to issues by the Syndicate Members or their affiliates of any listed securities having the H Shares as their underlying securities, whether on the Stock Exchange or on any other stock exchange, the rules of the exchange may require the issuer of those securities (or one of its affiliates or agents) to act as a market maker or liquidity provider in the security, and this will also result in hedging activity in the H Shares in most cases.

## UNDERWRITING

All of these activities may occur both during and after the end of the stabilizing period described in the section headed “Structure of the Global Offering — Stabilization.” These activities may affect the market price or value of the H Shares, the liquidity or trading volume in the H Shares, and the volatility of the H Shares’ share price, and the extent to which this occurs from day to day cannot be estimated.

### **UNDERWRITERS’ AND CAPITAL MARKET INTERMEDIARIES’ INTEREST IN OUR GROUP**

Except as disclosed in this prospectus and the obligations under the Hong Kong Underwriting Agreement and the International Underwriting Agreement, none of the Underwriters and the Capital Market Intermediaries has any shareholding interest in any member of our Group or any right (whether legally enforceable or not) to subscribe for or to nominate persons to subscribe for securities in any member of our Group.

Following the completion of the Global Offering, the Hong Kong Underwriters and their affiliated companies may hold a certain portion of the Shares as a result of fulfilling their obligations under the Hong Kong Underwriting Agreement.

### **SOLE SPONSOR’S INDEPENDENCE**

The Sole Sponsor satisfies the independence criteria applicable to sponsors as set out in Rule 3A.07 of the Listing Rules.

## STRUCTURE OF THE GLOBAL OFFERING

### THE GLOBAL OFFERING

This prospectus is published in connection with the Hong Kong Public Offering as part of the Global Offering. The Global Offering comprises:

- (i) the Hong Kong Public Offering of initially 4,540,000 Offer Shares (subject to reallocation as mentioned below) in Hong Kong as described in “— The Hong Kong Public Offering” below in this section; and
- (ii) the International Offering of initially 40,858,800 Offer Shares (subject to reallocation) outside the United States in offshore transactions in reliance on Regulation S and the applicable laws of the jurisdiction where those offers and sales occur, as described in “— The International Offering” below in this section.

Investors may either apply for the Hong Kong Offer Shares under the Hong Kong Public Offering, or apply for or indicate an interest for the International Offer Shares under the International Offering, but may not do both.

The 45,398,800 Offer Shares in the Global Offering will represent approximately 18.5% of our enlarged share capital immediately after the completion of the Global Offering, assuming that Over-allotment Option is not exercised. The underwriting arrangements, and the respective Underwriting Agreements, are summarized in the section headed “Underwriting” in this prospectus.

The number of Offer Shares to be offered under the Hong Kong Public Offering and the International Offering may be subject to reallocation as described in “— The Hong Kong Public Offering — Reallocation” below in this section.

References in this prospectus to applications, application or subscription monies or procedure for applications relate solely to the Hong Kong Public Offering.

### THE HONG KONG PUBLIC OFFERING

#### Number of Offer Shares initially offered

Our Company is initially offering 4,540,000 Offer Shares for subscription by the public in Hong Kong at the Offer Price, representing approximately 10% of the total number of Offer Shares initially available under the Global Offering. Subject to the reallocation of Offer Shares between the International Offering and the Hong Kong Public Offering. The Hong Kong Offer Shares will represent approximately 1.85% of our Company’s enlarged share capital immediately after completion of the Global Offering, assuming the Over-allotment Option is not exercised.

## STRUCTURE OF THE GLOBAL OFFERING

The Hong Kong Public Offering is open to members of the public in Hong Kong as well as to institutional and professional investors. Professional investors generally include brokers, dealers, companies (including fund managers) whose ordinary business involves dealing in shares and other securities and corporate entities which regularly invest in shares and other securities.

Completion of the Hong Kong Public Offering is subject to the conditions as set out in “— Conditions of the Global Offering” below in this section.

### Allocation

Allocation of the Hong Kong Offer Shares to investors under the Hong Kong Public Offering will be based on the level of valid applications received under the Hong Kong Public Offering. The basis of allocation may vary depending on the number of Hong Kong Offer Shares validly applied for by applicants. We may, if necessary, allocate the Hong Kong Offer Shares on the basis of balloting, which would mean that some applicants may receive a higher allocation than others who have applied for the same number of Hong Kong Offer Shares and those applicants who are not successful in the ballot may not receive any Hong Kong Offer Shares.

For allocation purposes only, the total number of the Hong Kong Offer Shares available under the Hong Kong Public Offering (after taking account of any reallocation referred to below) is to be divided equally into two pools (subject to reallocation at odd lot size): pool A and pool B, both of which are available on an equitable basis to successful applicants with any odd board lots being allocated to pool A:

Pool A: the Offer Shares will be allocated on an equitable basis to applicants who have applied for the Hong Kong Offer Shares with an aggregate subscription price of HK\$5 million (excluding the brokerage, the SFC transaction levy, AFRC transaction levy and the Stock Exchange trading fee payable) or less; and

Pool B: the Offer Shares will be allocated on an equitable basis to applicants who have applied for the Hong Kong Offer Shares with an aggregate subscription price of more than HK\$5 million (excluding the brokerage, the SFC transaction levy, AFRC transaction levy and the Stock Exchange trading fee payable) and up to the total value of pool B.

Investors should be aware that applications in pool A and applications in pool B may receive different allocation ratios. If the Hong Kong Offer Shares in one (but not both) of the pools are under-subscribed, the surplus Hong Kong Offer Shares will be transferred to the other pool to satisfy demand in the pool and be allocated accordingly.

For the purpose of this subsection only, the “subscription price” for the Offer Shares means the price payable on application therefor (without regard to the Offer Price as finally determined). Applicants can only receive an allocation of Hong Kong Offer Shares from either pool A or pool B but not from both pools. Multiple or suspected multiple applications under the Hong Kong Public Offering and any application for more than 50% of the Hong Kong Offer Shares initially comprised in the Hong Kong Public Offering (being 2,270,000 Hong Kong Offer Shares) will be rejected.



## STRUCTURE OF THE GLOBAL OFFERING

### Reallocation

The allocation of Offer Shares between the Hong Kong Public Offering and the International Offering is subject to reallocation under the Listing Rules. In accordance with the clawback requirements set forth in paragraph 4.2 of Practice Note 18 of the Listing Rules and the Chapter 4.14 of the Guide for New Listing Applicants issued by the Stock Exchange, if the Offer Shares under the International Offering are fully subscribed or over-subscribed and the number of Offer Shares validly applied for under the Hong Kong Public Offering represents (i) 15 times or more but less than 50 times, (ii) 50 times or more but less than 100 times, and (iii) 100 times or more of the number of Hong Kong Offer Shares initially available under the Hong Kong Public Offering, the Offer Shares will be reallocated to the Hong Kong Public Offering from the International Offering. As a result of such reallocation, the total number of Hong Kong Offer Shares will be increased to 13,619,800 Offer Shares (in the case of (i)), 18,159,600 Offer Shares (in the case of (ii)) and 22,699,400 Offer Shares (in the case of (iii)), representing approximately 30%, 40% and 50% of the Offer Shares initially available under the Global Offering, respectively. In each case, the additional Offer Shares reallocated to the Hong Kong Public Offering will be allocated between pool A and pool B in equal proportion and the number of Offer Shares allocated to the International Offering will be correspondingly reduced in such manner as the Overall Coordinators deem appropriate.

If (i) the Offer Shares under the International Offering are fully subscribed or over-subscribed, and if the number of Offer Shares validly applied for in the Hong Kong Public Offering represents more than 100%, but less than 15 times, of the number of Hong Kong Offer Shares initially available under the Hong Kong Public Offering; or (ii) the Offer Shares under the International Offering are not fully subscribed, and if the number of Offer Shares validly applied for in the Hong Kong Public Offering represents more than 100% of the number of Hong Kong Offer Shares initially available under the Hong Kong Public Offering, the Overall Coordinators (for themselves and on behalf of the Underwriters) may, at its discretion, reallocate the Offer Shares initially allocated for the International Offering to the Hong Kong Public Offering to satisfy valid applications under the Hong Kong Public Offering, provided that the total number of Hong Kong Offer Shares available under the Hong Kong Public Offering following such reallocation shall not be more than 9,079,800 Offer Shares, representing approximately 20% of the total number of Offer Shares initially available under the Global Offering and the final Offer Price shall be fixed at the bottom end of the indicative price range (i.e. HK\$11.48 per Offer Share), in accordance with Chapter 4.14 of the Guide for New Listing Applicants issued by the Stock Exchange. If both the International Offer Shares and Hong Kong Offer Shares are under-subscribed, the Global Offering will not proceed unless the shortfall is taken up by the Underwriters.

Subject to the above, the Overall Coordinators (for themselves and on behalf of the Underwriters) shall have the discretion to reallocate Offer Shares from the International Offering to the Hong Kong Public Offering to satisfy valid applications under the Hong Kong Public Offering, regardless of whether any reallocation pursuant to paragraph 4.2 of Practice Note 18 of the Listing Rules is triggered.

If the Hong Kong Public Offering is not fully subscribed for, the Overall Coordinators have the authority to reallocate all or any unsubscribed Hong Kong Offer Shares to the International Offering in such proportions as the Overall Coordinators deem appropriate.

## STRUCTURE OF THE GLOBAL OFFERING

### Applications

Each applicant under the Hong Kong Public Offering will also be required to give an undertaking and confirmation in the application submitted by him or her that he or she and any person(s) for whose benefit he or she is making the application have not applied for or taken up, or indicated an interest for, and will not apply for or take up, or indicate an interest for, any Offer Shares under the International Offering, and such applicant's application is liable to be rejected if the said undertaking and/or confirmation is breached and/or untrue (as the case may be) or it has been or will be placed or allocated Offer Shares under the International Offering.

The listing of the Offer Shares on the Stock Exchange is sponsored by the Sole Sponsor. Applicants under the Hong Kong Public Offering are required to pay, on application (subject to application channel), the maximum Offer Price of HK\$12.56 per H Share in addition to any brokerage, SFC transaction levy, AFRC transaction levy and the Stock Exchange trading fee payable on each Offer Share, amounting to a total of HK\$2,537.33 for one board lot of 200 H Shares. Further details are set out below in the section headed "How to Apply for Hong Kong Offer Shares" in this prospectus.

### THE INTERNATIONAL OFFERING

#### Number of Offer Shares offered

Subject to the reallocation as described above, our Company will be initially offering for subscription under the International Offering 40,858,800 Offer Shares, representing approximately 90% of the Offer Shares under the Global Offering and approximately 16.65% of our enlarged issued share capital immediately after completion of the Global Offering.

#### Allocation

The International Offering will include selective marketing of the International Offer Shares to institutional and professional investors and other investors anticipated to have a sizeable demand for such International Offer Shares in other jurisdictions outside the United States in reliance on Regulation S. Professional investors generally include brokers, dealers, companies (including fund managers) whose ordinary business involves dealing in shares and other securities and corporate entities which regularly invest in shares and other securities. Prospective professional, institutional and other investors will be required to specify the number of International Offer Shares under the International Offering they would be prepared to acquire. This process, known as "book-building", is expected to continue up to, and to cease on or around, the last day for lodging applications under the Hong Kong Public Offering.

Allocation of International Offer Shares pursuant to the International Offering will be determined by the Overall Coordinators (for themselves and on behalf of the Underwriters) and will be based on a number of factors, including the level and timing of demand, the total size of the relevant investor's invested assets or equity assets in the relevant sector and whether or not it is expected that the relevant investor is likely to buy further Offer Shares, and/or hold or sell its Offer Shares, after the listing of the Offer Shares on the Stock Exchange. Such allocation is intended to result in a distribution of the Offer Shares on a basis which would lead to the establishment of a solid professional and institutional shareholder base to the benefit of our Company and our Shareholders as a whole.

## STRUCTURE OF THE GLOBAL OFFERING

The Overall Coordinators (for themselves and on behalf of the Underwriters) may require any investor who has been offered the International Offer Shares under the International Offering and who has made an application under the Hong Kong Public Offering to provide sufficient information to the Overall Coordinators so as to allow them to identify the relevant application under the Hong Kong Public Offering and to ensure that they are excluded from any application of the Hong Kong Offer Shares under the Hong Kong Public Offering.

### **Reallocation**

The total number of Offer Shares to be issued pursuant to the International Offering may change as a result of the clawback arrangement described in the subsection headed “The Hong Kong Public Offering — Reallocation” above, and/or any reallocation of unsubscribed Offer Shares originally included in the Hong Kong Public Offering.

### **OVER-ALLOTMENT OPTION**

In connection with the Global Offering, the Company is expected to grant the Over-allotment Option to the International Underwriters, exercisable by the Overall Coordinators (on behalf of the International Underwriters).

Pursuant to the Over-allotment Option, the International Underwriters will have the right, exercisable by the Overall Coordinators (on behalf of the International Underwriters) at any time from the Listing Date until 30 days after the last day for lodging applications under the Hong Kong Public Offering, to require the Company to allot and issue up to an aggregate of 6,809,800 additional H Shares, representing not more than 15% of the total number of Offer Shares initially available under the Global Offering, at the Offer Price under the International Offering to, among other things, cover over-allocations in the International Offering, if any.

If the Over-allotment Option is exercised in full, the additional Offer Shares to be issued pursuant thereto will represent approximately 2.70% of the total H Shares in issue immediately following the completion of the Global Offering and the exercise of the Over-allotment Option. In the event that the Over-allotment Option is exercised, an announcement will be made.

### **STABILIZATION**

Stabilization is a practice used by underwriters in some markets to facilitate the distribution of securities. To stabilize, the underwriters may bid for, or purchase, the securities in the secondary market during a specified period of time, to retard and, if possible, prevent a decline in the initial public market price of the securities below the offer price. Such transactions may be effected in all jurisdictions where it is permissible to do so, in each case in compliance with all applicable laws and regulatory requirements, including those of Hong Kong. In Hong Kong, the price at which stabilization is effected is not permitted to exceed the Offer Price.

## STRUCTURE OF THE GLOBAL OFFERING

In connection with the Global Offering, the Stabilizing Manager (or any person acting for it), on behalf of the Capital Market Intermediaries and the Underwriters, may over-allocate or effect transactions with a view to stabilizing or supporting the market price of the Shares at a level higher than that which might otherwise prevail for a limited period after the Listing Date. However, there is no obligation on the Stabilizing Manager (or any person acting for it) to conduct any such stabilizing action. Such stabilizing action, if taken, (a) will be conducted at the absolute discretion of the Stabilizing Manager (or any person acting for it) and in what the Stabilizing Manager reasonably regards as the best interest of the Company, (b) may be discontinued at any time and (c) is required to be brought to an end within 30 days of the last day for lodging applications under the Hong Kong Public Offering.

Stabilization action permitted in Hong Kong pursuant to the Securities and Futures (Price Stabilizing) Rules of the SFO includes (a) over-allocating for the purpose of preventing or minimising any reduction in the market price of the Shares, (b) selling or agreeing to sell the Shares so as to establish a short position in them for the purpose of preventing or minimising any reduction in the market price of the Shares, (c) purchasing, or agreeing to purchase, the Shares pursuant to the Over-allotment Option in order to close out any position established under paragraph (a) or (b) above, (d) purchasing, or agreeing to purchase, any of the Shares for the sole purpose of preventing or minimising any reduction in the market price of the Shares, (e) selling or agreeing to sell any Shares in order to liquidate any position established as a result of those purchases and (f) offering or attempting to do anything as described in paragraph (b), (c), (d) or (e) above.

Specifically, prospective applicants for and investors in the Offer Shares should note that:

- (i) the Stabilizing Manager (or any person acting for it) may, in connection with the stabilizing action, maintain a long position in the Shares;
- (ii) there is no certainty as to the extent to which and the time or period for which the Stabilizing Manager (or any person acting for it) will maintain such a long position;
- (iii) liquidation of any such long position by the Stabilizing Manager (or any person acting for it) and selling in the open market may have an adverse impact on the market price of the Shares;
- (iv) no stabilizing action can be taken to support the price of the Shares for longer than the stabilization period, which will begin on the Listing Date, and is expected to expire on Wednesday, December 25, 2024 being the 30th day after the last day for lodging applications under the Hong Kong Public Offering. After this date, when no further stabilizing action may be taken, demand for the Shares, and therefore the price of the Shares, could fall;
- (v) the price of the Shares cannot be assured to stay at or above the Offer Price by the taking of any stabilizing action; and

## STRUCTURE OF THE GLOBAL OFFERING

- (vi) stabilizing bids or transactions effected in the course of the stabilizing action may be made at any price at or below the Offer Price and can, therefore, be done at a price below the price paid by applicants for, or investors in, the Offer Shares.

The Company will ensure or procure that an announcement in compliance with the Securities and Futures (Price Stabilising) Rules of the SFO will be made within seven days of the expiration of the stabilization period.

### PRICING AND ALLOCATION

The Offer Price will not be more than HK\$12.56 per Offer Share and is expected to be not less than HK\$11.48 per Offer Share, unless otherwise announced as further explained below. If you apply for the Offer Shares under the Hong Kong Public Offering, you are required to pay, on application (subject to application channel), the maximum Offer Price of HK\$12.56 per Offer Share, plus 1.0% brokerage, 0.0027% SFC transaction levy, 0.00015% AFRC transaction levy and 0.00565% Stock Exchange trading fee, amounting to a total of HK\$2,537.33 for one board lot of 200 H Shares.

The International Underwriters will be soliciting from prospective investors indications of interest in acquiring Offer Shares in the International Offering. Prospective professional and institutional investors will be required to specify the number of Offer Shares under the International Offering they would be prepared to acquire either at different prices or at a particular price. This process, known as “book-building”, is expected to continue up to, and to cease on or around, the last day for lodging applications under the Hong Kong Public Offering.

The Overall Coordinators (for themselves and on behalf of the Hong Kong Underwriters) may, where considered appropriate, based on the level of interest expressed by prospective investors during the book-building process, and with the prior consent of our Company, reduce the number of Offer Shares and/or the Offer Price below that stated in this prospectus prior to the morning of the last day for lodging applications under the Hong Kong Public Offering. In such a situation, our Company will, as soon as practicable following the decision to make such reduction and in any event not later than the morning of the last day for lodging applications under the Hong Kong Public Offering, post a notice on the website of the Stock Exchange ([www.hkexnews.hk](http://www.hkexnews.hk)) and the website of our Company ([www.china-gene.com](http://www.china-gene.com)) (the contents of the website do not form a part of this prospectus). Our Company will also, as soon as practicable following the decision to make such change, issue a supplemental prospectus updating investors of the change in the number of Offer Shares being offered under the Global Offering and/or the Offer Price. Upon the issue of such a notice and supplemental prospectus, the revised number of Offer Shares and/or the Offer Price will be final and conclusive. The Global Offering must first be cancelled and subsequently relaunched on FINI pursuant to a supplemental prospectus or a new prospectus.

## STRUCTURE OF THE GLOBAL OFFERING

Before submitting applications for the Hong Kong Offer Shares, applicants should have regard to the possibility that any notice of a reduction in the number of Offer Shares and/or the Offer Price may not be made until the last day for lodging applications under the Hong Kong Public Offering. Such notice will also confirm or revise, as appropriate, the working capital statement, the Global Offering statistics as currently set out in this prospectus, and any other financial information which may change as a result of such reduction. In the absence of any such notice so published, the number of Offer Shares will not be reduced and/or the Offer Price, if agreed upon with our Company and the Overall Coordinators (for themselves and on behalf of the Hong Kong Underwriters) will under no circumstances be set outside the Offer Price stated in this prospectus.

The indication of the level of interest in the International Offering, the basis of allotment of the Offer Shares available under the Hong Kong Public Offering and the results of allocations in the Hong Kong Public Offering are expected to be made available in a variety of channels in the manner described in the section headed “How to Apply for Hong Kong Offer Shares — D. DESPATCH/COLLECTION OF SHARE CERTIFICATES AND REFUND OF APPLICATION MONIES” in this prospectus.

### UNDERWRITING AGREEMENT

The Hong Kong Public Offering is fully underwritten by the Hong Kong Underwriters under the terms of the Hong Kong Underwriting Agreement and is conditional upon the International Underwriting Agreement being signed and becoming unconditional.

We expect to enter into the International Underwriting Agreement relating to the International Offering on the Price Determination Date. The underwriting arrangements under the Hong Kong Underwriting Agreement and the International Underwriting Agreement are summarized in the section headed “Underwriting” in this prospectus.

### CONDITIONS OF THE GLOBAL OFFERING

Acceptance of all applications for Hong Kong Offer Shares is conditional on, among others:

- (i) the Listing Committee granting approval for the listing of, and permission to deal in, the H Shares in issue and to be issued pursuant to the Global Offering on the Main Board of the Stock Exchange and such approval not subsequently having been withdrawn or revoked prior to the Listing Date;
- (ii) the execution and delivery of the International Underwriting Agreement on or around the Price Determination Date; and
- (iii) the obligations of the Hong Kong Underwriters and the Capital Market Intermediaries under the Hong Kong Underwriting Agreement and the obligations of the International Underwriters and the Capital Market Intermediaries under the International Underwriting Agreement becoming unconditional and not having been terminated in accordance with the terms of the respective agreements,



## STRUCTURE OF THE GLOBAL OFFERING

in each case on or before the dates and times specified in the Hong Kong Underwriting Agreement and/or the International Underwriting Agreement, as the case may be (unless and to the extent such conditions are validly waived on or before such dates and times) and in any event not later than 30 days after the date of this prospectus.

The consummation of each of the Hong Kong Public Offering and the International Offering is conditional upon, among other things, the other offering becoming unconditional and not having been terminated in accordance with its terms.

If the above conditions are not fulfilled or waived prior to the times and dates specified, the Global Offering will lapse, and the Stock Exchange will be notified immediately. Notice of the lapse of the Hong Kong Public Offering will be published by our Company on the website of the Stock Exchange ([www.hkexnews.hk](http://www.hkexnews.hk)) and on the website of our Company ([www.china-gene.com](http://www.china-gene.com)) on the next day following such lapse. In such a situation, all application monies will be returned, without interest, on the terms set forth in the section headed “How to Apply for Hong Kong Offer Shares — D. DESPATCH/COLLECTION OF SHARE CERTIFICATES AND REFUND OF APPLICATION MONIES” in this prospectus. In the meantime, all application monies will be held in separate bank account(s) with the receiving banks or other bank(s) in Hong Kong licensed under the Banking Ordinance (Chapter 155 of the Laws of Hong Kong).

### APPLICATION FOR LISTING ON THE STOCK EXCHANGE

We have applied to the Listing Committee of the Stock Exchange for the listing of, and permission to deal in, the H Shares in issue and to be issued by us pursuant to the Global Offering.

Except that we have applied for the Listing on the Stock Exchange, no part of our Company’s share or loan capital is listed on or dealt in on any other stock exchange and no such listing or permission to deal is being or proposed to be sought in the near future.

### H SHARES WILL BE ELIGIBLE FOR CCASS

All necessary arrangements have been made to enable the H Shares to be admitted into CCASS. If the Stock Exchange grants the listing of, and permission to deal in, the H Shares and our Company complies with the stock admission requirements of HKSCC, the H Shares will be accepted as eligible securities by HKSCC for deposit, clearance and settlement in CCASS with effect from the date of commencement of dealings in the H Shares on the Stock Exchange or any other date HKSCC chooses. Settlement of transactions between participants of the Stock Exchange is required to take place in CCASS on the second settlement day after any trading day.

All activities under CCASS are subject to the General Rules of HKSCC and HKSCC Operational Procedures in effect from time to time.



## STRUCTURE OF THE GLOBAL OFFERING

### DEALING ARRANGEMENTS

Assuming that the Hong Kong Public Offering becomes unconditional at or before 8:00 a.m. in Hong Kong on Thursday, November 28, 2024, it is expected that dealings in our H Shares on the Stock Exchange will commence at 9:00 a.m. on Thursday, November 28, 2024.

Our H Shares will be traded in board lots of 200 H Shares each and the stock code of the H Shares is 2566.

## HOW TO APPLY FOR HONG KONG OFFER SHARES

### IMPORTANT NOTICE TO INVESTORS OF HONG KONG OFFER SHARES

#### FULLY ELECTRONIC APPLICATION PROCESS

We have adopted a fully electronic application process for the Hong Kong Public Offer and below are the procedures for application.

This prospectus is available at the website of the Stock Exchange at [www.hkexnews.hk](http://www.hkexnews.hk) under the “HKEXnews > New Listings > New Listing Information” section, and our website at [www.china-gene.com](http://www.china-gene.com).

The contents of this prospectus are identical to the prospectus as registered with the Registrar of Companies in Hong Kong pursuant to Section 342C of the Companies (Winding Up and Miscellaneous Provisions) Ordinance.

#### A. APPLICATION FOR HONG KONG OFFER SHARES

##### 1. Who Can Apply

You can apply for Hong Kong Offer Shares if you or the person(s) for whose benefit you are applying for:

- are 18 years of age or older; and
- have a Hong Kong address (*for the White Form eIPO service only*).

Unless permitted by the Listing Rules or a waiver and/or consent has been granted by the Stock Exchange to us, you cannot apply for any Hong Kong Offer Shares if you or the person(s) for whose benefit you are applying for:

- are an existing Shareholder or close associates; or
- are a Director, Supervisor or any of his/her close associates.

## HOW TO APPLY FOR HONG KONG OFFER SHARES

### 2. Application Channels

The Hong Kong Public Offering period will begin at 9:00 a.m. on Wednesday, November 20, 2024 and end at 12:00 noon on Monday, November 25, 2024 (Hong Kong time).

To apply for Hong Kong Offer Shares, you may use one of the following application channels:

Application Channel	Platform	Target Investors	Application Time
White Form eIPO service	<a href="http://www.eipo.com.hk">www.eipo.com.hk</a>	Investors who would like to receive a physical Share certificate. Hong Kong Offer Shares successfully applied for will be allotted and issued in your own name.	From 9:00 a.m. on Wednesday, November 20, 2024 to 11:30 a.m. on Monday, November 25, 2024, Hong Kong time.  The latest time for completing full payment of application monies will be 12:00 noon on Monday, November 25, 2024, Hong Kong time.
HKSCC EIPO channel	Your broker or custodian who is a HKSCC Participant will submit <b>electronic application instruction(s)</b> on your behalf through HKSCC's FINI system in accordance with your instruction.	Investors who would not like to receive a physical Share certificate. Hong Kong Offer Shares successfully applied for will be allotted and issued in the name of HKSCC Nominees, deposited directly into CCASS and credited to your designated HKSCC Participant's stock account.	Contact your broker or custodian for the earliest and latest time for giving such instructions, as this may vary by broker or custodian.

The **White Form eIPO** service and the **HKSCC EIPO** channel are facilities subject to capacity limitations and potential service interruptions and you are advised not to wait until the last day of the application period to apply for Hong Kong Offer Shares.

## HOW TO APPLY FOR HONG KONG OFFER SHARES

For those applying through the **White Form eIPO** service, once you complete payment in respect of any application instructions given by you or for your benefit through the **White Form eIPO** service to make an application for Hong Kong Offer Shares, an actual application shall be deemed to have been made. If you are a person for whose benefit the electronic application instructions are given, you shall be deemed to have declared that only one set of electronic application instructions has been given for your benefit. If you are an agent for another person, you shall be deemed to have declared that you have only given one set of electronic application instructions for the benefit of the person for whom you are an agent and that you are duly authorized to give those instructions as an agent.

For the avoidance of doubt, giving an application instruction under the **White Form eIPO** service more than once and obtaining different application reference numbers without effecting full payment in respect of a particular reference number will not constitute an actual application.

If you apply through the **White Form eIPO** service, you are deemed to have authorized the **White Form eIPO** Service Provider to apply on the terms and conditions in this prospectus, as supplemented and amended by the terms and conditions of the **White Form eIPO** service.

By instructing your broker or custodian to apply for the Hong Kong Offer Shares on your behalf through the HKSCC EIPO channel, you (and, if you are joint applicants, each of you jointly and severally) are deemed to have instructed and authorized HKSCC to cause HKSCC Nominees (acting as nominee for the relevant HKSCC Participants) to apply for Hong Kong Offer Shares on your behalf and to do on your behalf all the things stated in this prospectus and any supplement to it.

For those applying through HKSCC EIPO channel, an actual application will be deemed to have been made for any application instructions given by you or for your benefit to HKSCC (in which case an application will be made by HKSCC Nominees on your behalf) provided such application instruction has not been withdrawn or otherwise invalidated before the closing time of the Hong Kong Public Offer.

HKSCC Nominees will only be acting as a nominee for you and neither HKSCC nor HKSCC Nominees shall be liable to you or any other person in respect of any actions taken by HKSCC or HKSCC Nominees on your behalf to apply for Hong Kong Offer Shares or for any breach of the terms and conditions of this prospectus.

## HOW TO APPLY FOR HONG KONG OFFER SHARES

### 3. Information Required to Apply

You must provide the following information with your application:

#### For Individual/Joint Applicants

- Full name(s)<sup>2</sup> as shown on your identity document
- Identity document's issuing country or jurisdiction
- Identity document type, with order of priority:
  - i. HKID card; or
  - ii. National identification document; or
  - iii. Passport; and
- Identity document number

#### For Corporate Applicants

- Full name(s)<sup>2</sup> as shown on your identity document
- Identity document's issuing country or jurisdiction
- Identity document type, with order of priority:
  - i. LEI registration document; or
  - ii. Certificate of incorporation; or
  - iii. Business registration certificate; or
  - iv. Other equivalent document; and
- Identity document number

#### Notes:

1. If you are applying through the **White Form eIPO** service, you are required to provide a valid e-mail address, a contact telephone number and a Hong Kong address. You are also required to declare that the identity information provided by you follows the requirements as described in Note 2 below. In particular, where you cannot provide a HKID number, you must confirm that you do not hold a HKID card.
2. The applicant's full name as shown on their identity document must be used. If an applicant's identity document contains both an English and Chinese name, both English and Chinese names must be used. Otherwise, either English or Chinese names will be accepted. The order of priority of the applicant's identity document type must be strictly followed and where an individual applicant has a valid HKID card, the HKID number must be used when making an application to subscribe for Hong Kong Offer Shares. Similarly for corporate applicants, a LEI number must be used if an entity has a LEI certificate.
3. If the applicant is a trustee, the client identification data ("**CID**") of the trustee, as set out above, will be required. If the applicant is an investment fund (i.e. a collective investment scheme, or CIS), the CID of the asset management company or the individual fund, as appropriate, which has opened a trading account with the broker will be required, as above.

## HOW TO APPLY FOR HONG KONG OFFER SHARES

4. The maximum number of joint applicants on FINI is capped at 4<sup>1</sup> in accordance with market practice.
5. If you are applying as a nominee, you must provide: (i) the full name (as shown on the identity document), the identity document's issuing country or jurisdiction, the identity document type; and (ii), the identity document number, for each of the beneficial owners or, in the case(s) of joint beneficial owners, for each joint beneficial owner. If you do not include this information, the application will be treated as being made for your benefit.
6. If you are applying as an unlisted company and (i) the principal business of that company is dealing in securities; and (ii) you exercise statutory control over that company, then the application will be treated as being for your benefit and you should provide the required information in your application as stated above.

"Unlisted company" means a company with no equity securities listed on the Stock Exchange or any other stock exchange.

"Statutory control" means you:

- control the composition of the board of directors of the company;
- control more than half of the voting power of the company; or
- hold more than half of the issued share capital of the company (not counting any part of it which carries no right to participate beyond a specified amount in a distribution of either profits or capital).

For those applying through HKSCC EIPO channel, and making an application under a power of attorney, we and the Overall Coordinators, as our agent, have discretion to consider whether to accept it on any conditions we think fit, including evidence of the attorney's authority.

Failing to provide any required information may result in your application being rejected.

---

<sup>1</sup> Subject to change, if the Company's Articles of Incorporation and applicable company law prescribe a lower cap.

## HOW TO APPLY FOR HONG KONG OFFER SHARES

### 4. Permitted Number of Hong Kong Offer Shares for Application

**Board lot size** : 200 H Shares

**Permitted number of Hong Kong Offer Shares for application and amount payable on application/successful allotment** : Hong Kong Offer Shares are available for application in specified board lot sizes only. Please refer to the amount payable associated with each specified board lot size in the table below.

The maximum Offer Price is HK\$12.56 per Share. If you are applying through the HKSCC EIPO channel, you are required to pre-fund your application based on the amount specified by your broker or custodian, as determined based on the applicable laws and regulations in Hong Kong.

By instructing your broker or custodian to apply for the Hong Kong Offer Shares on your behalf through the HKSCC EIPO channel, you (and, if you are joint applicants, each of you jointly and severally) are deemed to have instructed and authorized HKSCC to cause HKSCC Nominees (acting as nominee for the relevant HKSCC Participants) to arrange payment of the final Offer Price, brokerage, SFC transaction levy, the Stock Exchange trading fee and the AFRC transaction levy by debiting the relevant nominee bank account at the Designated Bank for your broker or custodian.

If you are applying through the **White Form eIPO** service, you may refer to the table below for the amount payable for the number of Shares you have selected. You must pay the respective maximum amount payable on application in full upon application for Hong Kong Offer Shares.



## HOW TO APPLY FOR HONG KONG OFFER SHARES

**Hangzhou Jiuyuan Gene Engineering Co., Ltd (Stock Code 2566)**

**(HK\$12.56 per Hong Kong Offer Share)**

### NUMBER OF HONG KONG OFFER SHARES THAT MAY BE APPLIED FOR AND PAYMENTS

No. of Hong Kong Offer Shares applied for	Amount payable <sup>(2)</sup> on application HK\$	No. of Hong Kong Offer Shares applied for	Amount payable <sup>(2)</sup> on application HK\$	No. of Hong Kong Offer Shares applied for	Amount payable <sup>(2)</sup> on application HK\$	No. of Hong Kong Offer Shares applied for	Amount payable <sup>(2)</sup> on application HK\$
200	2,537.33	4,000	50,746.68	60,000	761,200.06	450,000	5,709,000.42
400	5,074.67	5,000	63,433.34	70,000	888,066.73	500,000	6,343,333.80
600	7,612.00	6,000	76,120.00	80,000	1,014,933.41	600,000	7,612,000.55
800	10,149.34	7,000	88,806.67	90,000	1,141,800.09	700,000	8,880,667.32
1,000	12,686.67	8,000	101,493.34	100,000	1,268,666.75	800,000	10,149,334.08
1,200	15,224.00	9,000	114,180.01	150,000	1,903,000.15	900,000	11,418,000.85
1,400	17,761.33	10,000	126,866.68	200,000	2,537,333.52	1,000,000	12,686,667.60
1,600	20,298.67	20,000	253,733.35	250,000	3,171,666.90	1,500,000	19,030,001.40
1,800	22,836.00	30,000	380,600.03	300,000	3,806,000.28	2,000,000	25,373,335.20
2,000	25,373.34	40,000	507,466.70	350,000	4,440,333.65	2,270,000 <sup>(1)</sup>	28,798,735.45
3,000	38,060.01	50,000	634,333.38	400,000	5,074,667.05		

(1) Maximum number of Hong Kong Offer Share you may apply for.

(2) The amount payable is inclusive of brokerage, SFC transaction levy, the Stock Exchange trading fee and AFRC transaction levy. If your application is successful, brokerage will be paid to the Exchange Participants (as defined in the Listing Rules) and the SFC transaction levy, the Stock Exchange trading fee and AFRC transaction levy are paid to the Stock Exchange (in the case of the SFC transaction levy, collected by the Stock Exchange on behalf of the SFC; and in the case of the AFRC transaction levy, collected by the Stock Exchange on behalf of the AFRC).

### 5. Multiple Applications Prohibited

You or your joint applicant(s) shall not make more than one application for your own benefit, except where you are a nominee and provide the information of the underlying investor in your application as required under the paragraph headed “— A. APPLICATION FOR HONG KONG OFFER SHARES — 3. Information Required to Apply” in this section. If you are suspected of submitting or cause to submit more than one application, all of your applications will be rejected.

Multiple applications made either through (i) the **White Form eIPO** service, (ii) HKSCC EIPO channel, or (iii) both channels concurrently are prohibited and will be rejected. If you have made an application through the **White Form eIPO** service or HKSCC EIPO channel, you or the person(s) for whose benefit you have made the application shall not apply for any International Offer Shares.

## HOW TO APPLY FOR HONG KONG OFFER SHARES

### 6. Terms and Conditions of An Application

By applying for Hong Kong Offer Shares through the **White Form eIPO** service or HKSCC EIPO channel, you (or as the case may be, HKSCC Nominees will do the following things on your behalf):

- (i) undertake to execute all relevant documents and instruct and authorise us and/or the Overall Coordinators, as our agents, to execute any documents for you and to do on your behalf all things necessary to register any Hong Kong Offer Shares allocated to you in your name or in the name of HKSCC Nominees as required by the Articles of Association, and (if you are applying through the HKSCC EIPO channel) to deposit the allotted Hong Kong Offer Shares directly into CCASS for the credit of your designated HKSCC Participant's stock account on your behalf;
- (ii) confirm that you have read and understand the terms and conditions and application procedures set out in this prospectus and the designated website of the **White Form eIPO** service (or as the case may be, the agreement you entered into with your broker or custodian), and agree to be bound by them;
- (iii) (if you are applying through the HKSCC EIPO channel) agree to the arrangements, undertakings and warranties under the participant agreement between your broker or custodian and HKSCC and observe the General Rules of HKSCC and the HKSCC Operational Procedures for giving application instructions to apply for Hong Kong Offer Shares;
- (iv) confirm that you are aware of the restrictions on offers and sales of shares set out in this prospectus and they do not apply to you, or the person(s) for whose benefit you have made the application;
- (v) confirm that you have read this prospectus and any supplement to it and have relied only on the information and representations contained therein in making your application (or as the case may be, causing your application to be made) and will not rely on any other information or representations;
- (vi) agree that the Relevant Persons<sup>2</sup>, the H Share Registrar and HKSCC will not be liable for any information and representations not in this prospectus and any supplement to it;

<sup>2</sup> Relevant Persons would include the Sole Sponsor, the Overall Coordinators, the Joint Global Coordinators, the Joint Bookrunners, the Joint Lead Managers, the Underwriters, the Capital Market Intermediates and any of their or the Company's respective directors, supervisors, officers, employees, partners, agents or representatives and any other parties involved in the Global Offering.

## HOW TO APPLY FOR HONG KONG OFFER SHARES

- (vii) agree to disclose the details of your application and your personal data and any other personal data which may be required about you and the person(s) for whose benefit you have made the application to us, the Relevant Persons, the H Share Registrar, HKSCC, HKSCC Nominees, the Stock Exchange, the SFC and any other statutory regulatory or governmental bodies or otherwise as required by laws, rules or regulations, for the purposes under the paragraph headed “— G. PERSONAL DATA — 3. Purposes” and “— G. PERSONAL DATA — 4. Transfer of personal data” in this section;
- (viii) agree (without prejudice to any other rights which you may have once your application (or as the case may be, HKSCC Nominees’ application) has been accepted) that you will not rescind it because of an innocent misrepresentation;
- (ix) agree that subject to Section 44A(6) of the Companies (Winding Up and Miscellaneous Provisions) Ordinance, any application made by you or HKSCC Nominees on your behalf cannot be revoked once it is accepted, which will be evidenced by the notification of the result of the ballot by the H Share Registrar by way of publication of the results at the time and in the manner as specified in the paragraph headed “— B. PUBLICATION OF RESULTS” in this section;
- (x) confirm that you are aware of the situations specified in the paragraph headed “— C. CIRCUMSTANCES IN WHICH YOU WILL NOT BE ALLOCATED HONG KONG OFFER SHARES” in this section;
- (xi) agree that your application or HKSCC Nominees’ application, any acceptance of it and the resulting contract will be governed by and construed in accordance with the laws of Hong Kong;
- (xii) agree to comply with the Companies Ordinance, the Companies (Winding Up and Miscellaneous Provisions) Ordinance, the Articles of Association and laws of any place outside Hong Kong that apply to your application and that neither we nor the Relevant Persons will breach any law inside and/or outside Hong Kong as a result of the acceptance of your offer to purchase, or any action arising from your rights and obligations under the terms and conditions contained in this prospectus;

## HOW TO APPLY FOR HONG KONG OFFER SHARES

- (xiii) confirm that (a) your application or HKSCC Nominees' application on your behalf is not financed directly or indirectly by the Company, any of the directors, chief executives, substantial Shareholder(s) or existing shareholder(s) of the Company or its subsidiary or any of their respective close associates; and (b) you are not accustomed or will not be accustomed to taking instructions from the Company, any of the directors, chief executives, substantial shareholder(s) or existing shareholder(s) of the Company or its subsidiary or any of their respective close associates in relation to the acquisition, disposal, voting or other disposition of the Shares registered in your name or otherwise held by you;
- (xiv) warrant that the information you have provided is true and accurate;
- (xv) confirm that you understand that we and the Overall Coordinators will rely on your declarations and representations in deciding whether or not to allocate any Hong Kong Offer Shares to you and that you may be prosecuted for making a false declaration;
- (xvi) agree to accept Hong Kong Offer Shares applied for or any lesser number allocated to you under the application;
- (xvii) declare and represent that this is the only application made and the only application intended by you to be made to benefit you or the person for whose benefit you are applying;
- (xviii) (if the application is made for your own benefit) warrant that no other application has been or will be made for your benefit by giving electronic application instructions to HKSCC directly or indirectly or through the application channel of the H Share Registrar or by any one as your agent or by any other person; and
- (xix) (if you are making the application as an agent for the benefit of another person) warrant that (1) no other application has been or will be made by you as agent for or for the benefit of that person or by that person or by any other person as agent for that person by giving electronic application instructions to HKSCC and (2) you have due authority to give electronic application instructions on behalf of that other person as its agent.

## HOW TO APPLY FOR HONG KONG OFFER SHARES

### B. PUBLICATION OF RESULTS

#### Results of Allocation

You can check whether you are successfully allocated any Hong Kong Offer Shares through:

Platform	Date/Time	
Applying through <b>White Form eIPO</b> service or HKSCC EIPO channel:		
Website	The designated results of allocation at <a href="http://www.iporesults.com.hk">www.iporesults.com.hk</a> (alternatively: <a href="http://www.eipo.com.hk/eIPOAllotment">www.eipo.com.hk/eIPOAllotment</a> ) with a “search by ID” function.	24 hours, from 11:00 p.m. on Wednesday, November 27, 2024 to 12:00 midnight on Tuesday, December 3, 2024 (Hong Kong time).
	The full list of (i) wholly or partially successful applicants using the <b>White Form eIPO</b> service and <b>HKSCC EIPO</b> channel, and (ii) the number of Hong Kong Offer Shares conditionally allotted to them, among other things, will be displayed on the “Allotment Results” page of the <b>White Form eIPO</b> service at <a href="http://www.iporesults.com.hk">www.iporesults.com.hk</a> (alternatively: <a href="http://www.eipo.com.hk/eIPOAllotment">www.eipo.com.hk/eIPOAllotment</a> ).	
	The Stock Exchange’s website at <a href="http://www.hkexnews.hk">www.hkexnews.hk</a> and our website at <a href="http://www.china-gene.com">www.china-gene.com</a> which will provide links to the above mentioned websites of the H Share Registrar.	No later than 11:00 p.m. on Wednesday, November 27, 2024 (Hong Kong time).
Telephone	+852 2862 8555 – the allocation results telephone enquiry line provided by the H Share Registrar	between 9:00 a.m. and 6:00 p.m., from Thursday, November 28, 2024 to Tuesday, December 3, 2024 (Hong Kong time) on a business day

## HOW TO APPLY FOR HONG KONG OFFER SHARES

For those applying through HKSCC EIPO channel, you may also check with your broker or custodian from 6:00 p.m. on Tuesday, November 26, 2024 (Hong Kong time).

HKSCC Participants can log into FINI and review the allotment result from 6:00 p.m. on Tuesday, November 26, 2024 (Hong Kong time) on a 24-hour basis and should report any discrepancies on allotments to HKSCC as soon as practicable.

### **Allocation Announcement**

We expect to announce the results of the final Offer Price, the level of indications of interest in the International Offering, the level of applications in the Hong Kong Public Offering and the basis of allocations of Hong Kong Offer Shares on the Stock Exchange's website at [www.hkexnews.hk](http://www.hkexnews.hk) and our website at [www.china-gene.com](http://www.china-gene.com) by no later than 11:00 p.m. on Wednesday, November 27, 2024 (Hong Kong time).

### **C. CIRCUMSTANCES IN WHICH YOU WILL NOT BE ALLOCATED HONG KONG OFFER SHARES**

You should note the following situations in which Hong Kong Offer Shares will not be allocated to you or the person(s) for whose benefit you are applying for:

#### **1. If your application is revoked:**

Your application or the application made by HKSCC Nominees on your behalf may be revoked pursuant to Section 44A(6) of the Companies (Winding Up and Miscellaneous Provisions) Ordinance.

#### **2. If we or our agents exercise our discretion to reject your application:**

We, the Overall Coordinators, the H Share Registrar and their respective agents and nominees have full discretion to reject or accept any application, or to accept only part of any application, without giving any reasons.

#### **3. If the allocation of Hong Kong Offer Shares is void:**

The allocation of Hong Kong Offer Shares will be void if the Stock Exchange does not grant permission to list the Shares either:

- within three weeks from the closing date of the application lists; or
- within a longer period of up to six weeks if the Stock Exchange notifies us of that longer period within three weeks of the closing date of the application lists.

## HOW TO APPLY FOR HONG KONG OFFER SHARES

### 4. If:

- you make multiple applications or suspected multiple applications. You may refer to the paragraph headed “— A. APPLICATIONS FOR HONG KONG OFFER SHARES — 5. Multiple Applications Prohibited” in this section on what constitutes multiple applications;
- your application instruction is incomplete;
- your payment (or confirmation of funds, as the case may be) is not made correctly;
- the Underwriting Agreements do not become unconditional or are terminated;
- we or the Overall Coordinators believe that by accepting your application, it or we would violate applicable securities or other laws, rules or regulations.

### 5. If there is money settlement failure for allotted Shares:

Based on the arrangements between HKSCC Participants and HKSCC, HKSCC Participants will be required to hold sufficient application funds on deposit with their Designated Bank before balloting. After balloting of Hong Kong Offer Shares, the Receiving Bank will collect the portion of these funds required to settle each HKSCC Participant's actual Hong Kong Public Offer Share allotment from their Designated Bank.

**There is a risk of money settlement failure.** In the extreme event of money settlement failure by a HKSCC Participant (or its Designated Bank), who is acting on your behalf in settling payment for your allotted shares, HKSCC will contact the defaulting HKSCC Participant and its Designated Bank to determine the cause of failure and request such defaulting HKSCC Participant to rectify or procure to rectify the failure.

However, if it is determined that such settlement obligation cannot be met, the affected Hong Kong Offer Shares will be reallocated to the International Offering. Hong Kong Offer Shares applied for by you through the broker or custodian may be affected to the extent of the settlement failure. In the extreme case, you will not be allocated any Hong Kong Offer Shares due to the money settlement failure by such HKSCC Participant. None of us, the Relevant Persons, the H Share Registrar and HKSCC is or will be liable if Hong Kong Offer Shares are not allocated to you due to the money settlement failure.



## HOW TO APPLY FOR HONG KONG OFFER SHARES

### **D. DESPATCH/COLLECTION OF SHARE CERTIFICATES AND REFUND OF APPLICATION MONIES**

You will receive one Share certificate for all Hong Kong Offer Shares allotted to you under the Hong Kong Public Offering (except pursuant to applications made through the HKSCC EIPO channel where the Share certificates will be deposited into CCASS as described below).

No temporary document of title will be issued in respect of the Shares. No receipt will be issued for sums paid on application.

Share certificates will only become valid evidence of title at 8:00 a.m. on Thursday, November 28, 2024 (Hong Kong time), provided that the Global Offering has become unconditional and the right of termination described in the section headed “Underwriting” has not been exercised. Investors who trade Shares prior to the receipt of Share certificates or the Share certificates becoming valid do so entirely at their own risk.

The right is reserved to retain any Share certificate(s) and (if applicable) any surplus application monies pending clearance of application monies.

## HOW TO APPLY FOR HONG KONG OFFER SHARES

The following sets out the relevant procedures and time:

	White Form eIPO service	HKSCC EIPO channel
<b>Despatch/collection of Share certificate<sup>3</sup></b>		
<b>For physical share certificates of 1,000,000 or more Offer Shares issued under your own name</b>	<p>Collection in person from Computershare Hong Kong Investor Services Limited at Shops 1712-1716, 17th Floor, Hopewell Centre, 183 Queen's Road East, Wan Chai, Hong Kong</p> <p><b>Time:</b> from 9:00 a.m. to 1:00 p.m. on Thursday, November 28, 2024 (Hong Kong time)</p> <p>If you are an individual, you must not authorise any other person to collect for you. If you are a corporate applicant, your authorised representative must bear a letter of authorization from your corporation stamped with your corporation's chop.</p> <p>Both individuals and authorised representatives must produce, at the time of collection, evidence of identity acceptable to the H Share Registrar.</p> <p><i>Note:</i> If you do not collect your Share certificate(s) personally within the time above, it/they will be sent to the address specified in your application instructions by ordinary post at your own risk.</p>	<p>Share certificate(s) will be issued in the name of HKSCC Nominees, deposited into CCASS and credited to your designated HKSCC Participant's stock account.</p> <p>No action by you is required.</p>

<sup>3</sup> Except in the event of any Severe Weather Signals (as defined below) in force in Hong Kong on the business day before the Listing Date rendering it impossible for the relevant share certificates to be dispatched to HKSCC in a timely manner, the Company shall procure the H Share Registrar to arrange for delivery of the supporting documents and share certificates in accordance with the contingency arrangements as agreed between them. You may refer to "— E. SEVERE WEATHER ARRANGEMENTS" in this section.

## HOW TO APPLY FOR HONG KONG OFFER SHARES

	White Form eIPO service	HKSCC EIPO channel
<b>For physical share certificates of less than 1,000,000 Offer Shares issued under your own name</b>	Your Share certificate(s) will be sent to the address specified in your application instructions by ordinary post at your own risk.	
<b>Time:</b> Wednesday, November 27, 2024		
<b>Refund mechanism for surplus application monies paid by you</b>		
<b>Date</b>	Thursday, November 28, 2024	Subject to the arrangement between you and your broker or custodian
<b>Responsible party</b>	H Share Registrar	Your broker or custodian
<b>Application monies paid through single bank account</b>	<b>White Form</b> e-Refund payment instructions to your designated bank account	Your broker or custodian will arrange refund to your designated bank account subject to the arrangement between you and it
<b>Application monies paid through multiple bank accounts</b>	Refund cheque(s) will be despatched to the address as specified in your application instructions by ordinary post at your own risk	

## HOW TO APPLY FOR HONG KONG OFFER SHARES

### E. SEVERE WEATHER ARRANGEMENTS

#### The Opening and Closing of the Application Lists

The application lists will not open or close on Monday, November 25, 2024 if, there is/are:

- a tropical cyclone warning signal number 8 or above;
- a black rainstorm warning; and/or
- Extreme Conditions,

(collectively, “**Severe Weather Signals**”),

in force in Hong Kong at any time between 9:00 a.m. and 12:00 noon on Monday, November 25, 2024.

Instead they will open between 11:45 a.m. and 12:00 noon and/or close at 12:00 noon on the next business day which does not have **Severe Weather Signals** in force at any time between 9:00 a.m. and 12:00 noon.

Prospective investors should be aware that a postponement of the opening/closing of the application lists may result in a delay in the listing date. Should there be any changes to the dates mentioned in the section headed “Expected Timetable” in this prospectus, an announcement will be made and published on the Stock Exchange’s website at [www.hkexnews.hk](http://www.hkexnews.hk) and our website at [www.china-gene.com](http://www.china-gene.com) of the revised timetable.

If a **Severe Weather Signal** is hoisted on Wednesday, November 27, 2024, the H Share Registrar will make appropriate arrangements for the delivery of the share certificates to the CCASS Depository’s service counter so that they would be available for trading on Thursday, November 28, 2024.

- If a **Severe Weather Signal** is hoisted on Thursday, November 28, 2024: for physical share certificates of equal to or over 1,000,000 offer shares issued under your own name, you may pick them up from the H Share Registrar’s office after the **Severe Weather Signal** is lowered or cancelled (e.g. in the afternoon of Thursday, November 28, 2024 or on Friday, November 29, 2024).
- If a **Severe Weather Signal** is hoisted on Wednesday, November 27, 2024 for physical share certificates of less than 1,000,000 offer shares issued under your own name, despatch will be made by ordinary post when the post office re-opens after the **Severe Weather Signal** is lowered or cancelled (e.g. in the afternoon of Wednesday, November 27, 2024 or on Thursday, November 28, 2024).

Prospective investors should be aware that if they choose to receive physical share certificates issued in their own name, there may be a delay in receiving the share certificates.

## HOW TO APPLY FOR HONG KONG OFFER SHARES

### **F. ADMISSION OF THE SHARES INTO CCASS**

If the Stock Exchange grants the listing of, and permission to deal in, the Shares on the Stock Exchange and we comply with the stock admission requirements of HKSCC, the Shares will be accepted as eligible securities by HKSCC for deposit, clearance and settlement in CCASS with effect from the date of commencement of dealings in the Shares or any other date HKSCC chooses. Settlement of transactions between Exchange Participants is required to take place in CCASS on the second settlement day after any trading day.

All activities under CCASS are subject to the General Rules of HKSCC and HKSCC Operational Procedures in effect from time to time.

All necessary arrangements have been made enabling the Shares to be admitted into CCASS.

You should seek the advice of your broker or other professional advisor for details of the settlement arrangement as such arrangements may affect your rights and interests.

### **G. PERSONAL DATA**

The following Personal Information Collection Statement applies to any personal data collected and held by the Company, the H Share Registrar, the receiving bank and the Relevant Persons about you in the same way as it applies to personal data about applicants other than HKSCC Nominees. This personal data may include client identifier(s) and your identification information. By giving application instructions to HKSCC, you acknowledge that you have read, understood and agree to all of the terms of the Personal Information Collection Statement below.

#### **1. Personal Information Collection Statement**

This Personal Information Collection Statement informs the applicant for, and holder of, Hong Kong Offer Shares, of the policies and practices of the Company and the H Share Registrar in relation to personal data and the Personal Data (Privacy) Ordinance (Chapter 486 of the Laws of Hong Kong).

#### **2. Reasons for the collection of your personal data**

It is necessary for applicants and registered holders of Hong Kong Offer Shares to ensure that personal data supplied to the Company or its agents and the H Share Registrar is accurate and up-to-date when applying for Hong Kong Offer Shares or transferring Hong Kong Offer Shares into or out of their names or in procuring the services of the H Share Registrar.

## HOW TO APPLY FOR HONG KONG OFFER SHARES

Failure to supply the requested data or supplying inaccurate data may result in your application for Hong Kong Offer Shares being rejected, or in the delay or the inability of the Company or the H Share Registrar to effect transfers or otherwise render their services. It may also prevent or delay registration or transfers of Hong Kong Offer Shares which you have successfully applied for and/or the despatch of Share certificate(s) to which you are entitled.

It is important that applicants for and holders of Hong Kong Offer Shares inform the Company and the H Share Registrar immediately of any inaccuracies in the personal data supplied.

### 3. Purposes

Your personal data may be used, held, processed, and/or stored (by whatever means) for the following purposes:

- processing your application and refund cheque and **White Form** e-Refund payment instruction(s), where applicable, verification of compliance with the terms and application procedures set out in this prospectus and announcing results of allocation of Hong Kong Offer Shares;
- compliance with applicable laws and regulations in Hong Kong and elsewhere;
- registering new issues or transfers into or out of the names of the holders of the Shares including, where applicable, HKSCC Nominees;
- maintaining or updating the register of members of the Company;
- verifying identities of applicants for and holders of the Shares and identifying any duplicate applications for the Shares;
- facilitating Hong Kong Offer Shares balloting;
- establishing benefit entitlements of holders of the Shares, such as dividends, rights issues, bonus issues, etc.;
- distributing communications from the Company and its subsidiary;
- compiling statistical information and profiles of the holder of the Shares;
- disclosing relevant information to facilitate claims on entitlements; and
- any other incidental or associated purposes relating to the above and/or to enable the Company and the H Share Registrar to discharge their obligations to applicants and holders of the Shares and/or regulators and/or any other purposes to which applicants and holders of the Shares may from time to time agree.

## HOW TO APPLY FOR HONG KONG OFFER SHARES

### 4. Transfer of personal data

Personal data held by the Company and the H Share Registrar relating to the applicants for and holders of Hong Kong Offer Shares will be kept confidential but the Company and the H Share Registrar may, to the extent necessary for achieving any of the above purposes, disclose, obtain or transfer (whether within or outside Hong Kong) the personal data to, from or with any of the following:

- the Company's appointed agents such as financial advisers, receiving bank and overseas principal share registrar;
- HKSCC or HKSCC Nominees, who will use the personal data and may transfer the personal data to the H Share Registrar for the purposes of providing its services or facilities or performing its functions in accordance with its rules or procedures and operating FINI and CCASS (including where applicants for the Hong Kong Offer Shares request a deposit into CCASS);
- any agents, contractors or third-party service providers who offer administrative, telecommunications, computer, payment or other services to the Company or the H Share Registrar in connection with their respective business operation;
- the Stock Exchange, the SFC and any other statutory regulatory or governmental bodies or otherwise as required by laws, rules or regulations, including for the purpose of the Stock Exchange's administration of the Listing Rules and the SFC's performance of its statutory functions; and
- any persons or institutions with which the holders of Hong Kong Offer Shares have or propose to have dealings, such as their bankers, solicitors, accountants or brokers etc.

### 5. Retention of personal data

The Company and the H Share Registrar will keep the personal data of the applicants and holders of Hong Kong Offer Shares for as long as necessary to fulfil the purposes for which the personal data were collected. Personal data which is no longer required will be destroyed or dealt with in accordance with the Personal Data (Privacy) Ordinance (Chapter 486 of the Laws of Hong Kong).



**6. Access to and correction of personal data**

Applicants for and holders of Hong Kong Offer Shares have the right to ascertain whether the Company or the H Share Registrar hold their personal data, to obtain a copy of that data, and to correct any data that is inaccurate. The Company and the H Share Registrar have the right to charge a reasonable fee for the processing of such requests. All requests for access to data or correction of data should be addressed to the Company and the H Share Registrar, at their registered address disclosed in the section headed “Corporate Information” in this prospectus or as notified from time to time, for the attention of the company secretary, or the H Share Registrar for the attention of the privacy compliance officer.

*The following is the text of a report received from the independent reporting accountants of the Company, Ernst & Young, Certified Public Accountants, Hong Kong, for the purpose of incorporation in this prospectus.*



Ernst & Young  
27/F, One Taikoo Place  
979 King's Road  
Quarry Bay, Hong Kong

安永會計師事務所  
香港鰂魚涌英皇道 979 號  
太古坊一座 27 樓

Tel 電話: +852 2846 9888  
Fax 傳真: +852 2868 4432  
ey.com

## ACCOUNTANTS' REPORT ON HISTORICAL FINANCIAL INFORMATION TO THE DIRECTORS OF HANGZHOU JIUYUAN GENE ENGINEERING CO., LTD. AND HUATAI FINANCIAL HOLDINGS (HONG KONG) LIMITED

### Introduction

We report on the historical financial information of Hangzhou Jiuyuan Gene Engineering Co., Ltd. (the “**Company**”) and its subsidiary (together, the “**Group**”) set out on pages I-4 to I-89, which comprises the consolidated statements of profit or loss and other comprehensive income, statements of changes in equity and statements of cash flows of the Group for each of the years ended 31 December 2021, 2022 and 2023 and the six months ended 30 June 2024 (the “**Relevant Periods**”), and the consolidated statements of financial position of the Group and the statements of financial position of the Company as at 31 December 2021, 2022 and 2023 and 30 June 2024 and material accounting policy information and other explanatory information (together, the “**Historical Financial Information**”). The Historical Financial Information set out on pages I-4 to I-89 forms an integral part of this report, which has been prepared for inclusion in the prospectus of the Company dated 20 November 2024 (the “**Prospectus**”) in connection with the initial listing of the shares of the Company on the Main Board of The Stock Exchange of Hong Kong Limited (the “**Stock Exchange**”).

### Directors' responsibility for the Historical Financial Information

The directors of the Company are responsible for the preparation of the Historical Financial Information that gives a true and fair view in accordance with the basis of preparation set out in note 2.1 to the Historical Financial Information, and for such internal control as the directors determine is necessary to enable the preparation of the Historical Financial Information that is free from material misstatement, whether due to fraud or error.

### Reporting accountants' responsibility

Our responsibility is to express an opinion on the Historical Financial Information and to report our opinion to you. We conducted our work in accordance with Hong Kong Standard on Investment Circular Reporting Engagements 200 *Accountants' Reports on Historical Financial Information in Investment Circulars* issued by the Hong Kong Institute of Certified Public Accountants (“**HKICPA**”). This standard requires that we comply with ethical standards and plan and perform our work to obtain reasonable assurance about whether the Historical Financial Information is free from material misstatement.

Our work involved performing procedures to obtain evidence about the amounts and disclosures in the Historical Financial Information. The procedures selected depend on the reporting accountants' judgement, including the assessment of risks of material misstatement of the Historical Financial Information, whether due to fraud or error. In making those risk assessments, the reporting accountants consider internal control relevant to the entity's preparation of the Historical Financial Information that gives a true and fair view in accordance with the basis of preparation set out in note 2.1 to the Historical Financial Information, in order to design procedures that are appropriate in the circumstances, but not for the purpose of expressing an opinion on the effectiveness of the entity's internal control. Our work also included evaluating the appropriateness of accounting policies used and the reasonableness of accounting estimates made by the directors, as well as evaluating the overall presentation of the Historical Financial Information.

We believe that the evidence we have obtained is sufficient and appropriate to provide a basis for our opinion.

### Opinion

In our opinion, the Historical Financial Information gives, for the purposes of the accountants' report, a true and fair view of the financial position of the Group and the Company as at 31 December 2021, 2022 and 2023 and 30 June 2024 and of the financial performance and cash flows of the Group for each of the Relevant Periods in accordance with the basis of preparation set out in note 2.1 to the Historical Financial Information.

### Review of interim financial information

We have reviewed the interim financial information of the Group which comprises the consolidated statement of profit or loss and other comprehensive income, statement of changes in equity and statement of cash flows of the Group for the six months ended 30 June 2023 and other explanatory information (the "**Interim Financial Information**").

The directors of the Company are responsible for the preparation of the Interim Financial Information in accordance with the basis of preparation set out in note 2.1 to the Historical Financial Information. Our responsibility is to express a conclusion on the Interim Financial Information based on our review. We conducted our review in accordance with Hong Kong Standard on Review Engagements 2410 *Review of Interim Financial Information Performed by the Independent Auditor of the Entity* issued by the HKICPA. A review consists of making inquiries, primarily of persons responsible for financial and accounting matters, and applying analytical and other review procedures. A review is substantially less in scope than an audit conducted in accordance with Hong Kong Standards on Auditing and consequently does not enable us to obtain assurance that we would become aware of all significant matters that might be identified in an audit. Accordingly, we do not express an audit opinion. Based on our review, nothing has come to our attention that causes us to believe that the Interim Financial Information, for the purposes of the accountants' report, is not prepared, in all material respects, in accordance with the basis of preparation set out in note 2.1 to the Historical Financial Information.

**Report on matters under the Rules Governing the Listing of Securities on the Stock Exchange and the Companies (Winding Up and Miscellaneous Provisions) Ordinance**

**Adjustments**

In preparing the Historical Financial Information, no adjustments to the Underlying Financial Statements as defined on page I-4 have been made.

**Dividend**

We refer to note 11 to the Historical Financial Information which contains information about the dividend paid by the Company in respect of the Relevant Periods.

Ernst & Young  
*Certified Public Accountants*  
Hong Kong  
20 November 2024

**I HISTORICAL FINANCIAL INFORMATION****Preparation of Historical Financial Information**

Set out below is the Historical Financial Information which forms an integral part of this accountants' report.

The financial statements of the Group for the Relevant Periods, on which the Historical Financial Information is based, were audited by Ernst & Young in accordance with Hong Kong Standards on Auditing issued by the HKICPA (the **"Underlying Financial Statements"**).

The Historical Financial Information is presented in Renminbi (**"RMB"**) and all values are rounded to the nearest thousand (RMB'000) except when otherwise indicated.

## CONSOLIDATED STATEMENTS OF PROFIT OR LOSS AND OTHER COMPREHENSIVE INCOME

	Notes	Year ended 31 December			Six months ended 30 June	
		2021 RMB'000	2022 RMB'000	2023 RMB'000	2023 RMB'000 (unaudited)	2024 RMB'000
REVENUE	5	1,307,251	1,125,405	1,287,408	663,419	702,360
Cost of sales		<u>(356,844)</u>	<u>(271,143)</u>	<u>(296,739)</u>	<u>(133,858)</u>	<u>(161,800)</u>
Gross profit		950,407	854,262	990,669	529,561	540,560
Other income and gains	5	7,093	14,549	6,899	1,809	9,163
Selling and marketing expenses		(649,553)	(609,074)	(663,745)	(337,565)	(341,549)
Administrative expenses		(36,524)	(39,946)	(59,879)	(15,720)	(33,759)
Research and development costs		(132,631)	(158,312)	(127,757)	(65,253)	(37,288)
Other expenses		(1,537)	(1,018)	(1,869)	(673)	(3,505)
Finance costs	7	<u>(9,720)</u>	<u>(9,042)</u>	<u>(9,386)</u>	<u>(4,774)</u>	<u>(3,789)</u>
PROFIT BEFORE TAX	6	127,535	51,419	134,932	107,385	129,833
Income tax (expense)/credit	10	<u>(8,122)</u>	<u>8,448</u>	<u>(15,157)</u>	<u>(11,024)</u>	<u>(24,485)</u>
PROFIT FOR THE YEAR/PERIOD		<u>119,413</u>	<u>59,867</u>	<u>119,775</u>	<u>96,361</u>	<u>105,348</u>
TOTAL COMPREHENSIVE INCOME FOR THE YEAR/PERIOD		<u>119,413</u>	<u>59,867</u>	<u>119,775</u>	<u>96,361</u>	<u>105,348</u>
Profit attributable to: Owners of the parent		<u>119,413</u>	<u>59,867</u>	<u>119,775</u>	<u>96,361</u>	<u>105,348</u>
Total comprehensive income attributable to: Owners of the parent		<u>119,413</u>	<u>59,867</u>	<u>119,775</u>	<u>96,361</u>	<u>105,348</u>
EARNINGS PER SHARE ATTRIBUTABLE TO ORDINARY EQUITY HOLDERS OF THE PARENT						
Basic and diluted (RMB)	12	<u>0.60</u>	<u>0.30</u>	<u>0.60</u>	<u>0.48</u>	<u>0.53</u>

## CONSOLIDATED STATEMENTS OF FINANCIAL POSITION

		31 December			30 June
	Notes	2021	2022	2023	2024
		RMB'000	RMB'000	RMB'000	RMB'000
NON-CURRENT ASSETS					
Property, plant and equipment	13	396,953	385,333	371,469	362,288
Right-of-use assets	14(a)	972	467	2,090	1,672
Intangible assets	15	30,789	65,789	91,347	115,986
Prepayments, other receivables and other assets	18	6,580	3,236	3,052	2,680
Total non-current assets		435,294	454,825	467,958	482,626
CURRENT ASSETS					
Inventories	16	201,529	171,898	169,814	158,011
Trade and bills receivables	17	410,305	474,502	532,511	609,847
Prepayments, other receivables and other assets	18	24,214	15,702	21,655	35,190
Due from related parties	31(c)	16,652	24,735	22,560	72,219
Restricted bank deposits	19	377	378	20	20
Cash and cash equivalents	19	94,829	71,540	93,178	78,770
Total current assets		747,906	758,755	839,738	954,057
CURRENT LIABILITIES					
Trade payables	20	66,449	51,646	42,424	31,567
Lease liabilities	14(b)	311	326	773	1,280
Other payables and accruals	21	154,594	145,350	158,198	135,811
Due to related parties	31(c)	396	898	815	1,566
Interest-bearing bank borrowings	22	157,558	141,532	130,837	174,683
Contract liabilities	23	21,213	16,180	14,034	14,218
Tax payable		–	–	435	14,406
Total current liabilities		400,521	355,932	347,516	373,531
NET CURRENT ASSETS		347,385	402,823	492,222	580,526
TOTAL ASSETS LESS CURRENT LIABILITIES					
		782,679	857,648	960,180	1,063,152



**APPENDIX I**
**ACCOUNTANTS' REPORT**

			31 December		30 June
	Notes	2021	2022	2023	2024
		RMB'000	RMB'000	RMB'000	RMB'000
NON-CURRENT LIABILITIES					
Lease liabilities	14(b)	326	–	937	470
Interest-bearing bank borrowings	22	45,808	78,726	34,523	31,646
Other payables and accruals	21	5,121	7,899	7,267	6,878
Deferred tax liabilities	24	13,287	4,839	19,561	17,882
		<u>64,542</u>	<u>91,464</u>	<u>62,288</u>	<u>56,876</u>
Total non-current liabilities		<u>64,542</u>	<u>91,464</u>	<u>62,288</u>	<u>56,876</u>
Net assets		<u>718,137</u>	<u>766,184</u>	<u>897,892</u>	<u>1,006,276</u>
EQUITY					
Equity attributable to owners of the parent					
Paid-in capital	25	53,446	53,446	–	–
Share capital	25	–	–	200,000	200,000
Reserves	26	664,691	712,738	697,892	806,276
		<u>718,137</u>	<u>766,184</u>	<u>897,892</u>	<u>1,006,276</u>
Total equity		<u>718,137</u>	<u>766,184</u>	<u>897,892</u>	<u>1,006,276</u>

## CONSOLIDATED STATEMENTS OF CHANGES IN EQUITY

Year ended 31 December 2021

	Attributable to owners of the parent					
	Paid-in capital	Capital reserve*	Share award reserve*	Surplus reserve*	Retained profits*	Total equity
	RMB'000	RMB'000	RMB'000	RMB'000	RMB'000	RMB'000
	(note 25)	(note 26)	(note 26)	(note 26)		
At 1 January 2021	53,446	36,842	1,841	103,781	402,667	598,577
Profit and total comprehensive income for the year	–	–	–	–	119,413	119,413
Transfer to surplus reserve	–	–	–	17,913	(17,913)	–
Equity-settled share award arrangements (note 27)	–	–	147	–	–	147
At 31 December 2021	<u>53,446</u>	<u>36,842</u>	<u>1,988</u>	<u>121,694</u>	<u>504,167</u>	<u>718,137</u>

Year ended 31 December 2022

	Attributable to owners of the parent					
	Paid-in capital	Capital reserve*	Share award reserve*	Surplus reserve*	Retained profits*	Total equity
	RMB'000	RMB'000	RMB'000	RMB'000	RMB'000	RMB'000
	(note 25)	(note 26)	(note 26)	(note 26)		
At 1 January 2022	53,446	36,842	1,988	121,694	504,167	718,137
Profit and total comprehensive income for the year	–	–	–	–	59,867	59,867
Transfer to surplus reserve	–	–	–	8,980	(8,980)	–
Dividend declared (note 11)	–	–	–	–	(12,000)	(12,000)
Equity-settled share award arrangements (note 27)	–	–	180	–	–	180
At 31 December 2022	<u>53,446</u>	<u>36,842</u>	<u>2,168</u>	<u>130,674</u>	<u>543,054</u>	<u>766,184</u>

Year ended 31 December 2023

	Attributable to owners of the parent						Total equity RMB'000
	Paid-in capital RMB'000 (note 25)	Share capital RMB'000 (note 25)	Capital reserve/ share premium* RMB'000 (note 26)	Share award reserve* RMB'000 (note 26)	Surplus reserve* RMB'000 (note 26)	Retained profits* RMB'000	
At 1 January 2023	53,446	–	36,842	2,168	130,674	543,054	766,184
Profit and total comprehensive income for the year	–	–	–	–	–	119,775	119,775
Transfer to surplus reserve	–	–	–	–	1,216	(1,216)	–
Conversion into a joint stock company	(53,446)	200,000	644,588	(9,799)	(130,674)	(650,669)	–
Equity-settled share award arrangements (note 27)	–	–	–	11,933	–	–	11,933
At 31 December 2023	<u>–</u>	<u>200,000</u>	<u>681,430</u>	<u>4,302</u>	<u>1,216</u>	<u>10,944</u>	<u>897,892</u>

Six months ended 30 June 2023 (unaudited)

	Attributable to owners of the parent					Total equity RMB'000
	Paid-in capital RMB'000 (note 25)	Capital reserve RMB'000 (note 26)	Share award reserve RMB'000 (note 26)	Surplus reserve RMB'000 (note 26)	Retained profits RMB'000	
At 1 January 2023	53,446	36,842	2,168	130,674	543,054	766,184
Profit and total comprehensive income for the period	–	–	–	–	96,361	96,361
Equity-settled share award arrangements (note 27)	–	–	90	–	–	90
At 30 June 2023	<u>53,446</u>	<u>36,842</u>	<u>2,258</u>	<u>130,674</u>	<u>639,415</u>	<u>862,635</u>

Six months ended 30 June 2024

	Attributable to owners of the parent					
	Share	Share	Share	Surplus	Retained	Total
	capital	premium*	award	reserve*	profits*	equity
	RMB'000	RMB'000	RMB'000	RMB'000	RMB'000	RMB'000
	(note 25)	(note 26)	(note 26)	(note 26)		
At 1 January 2024	200,000	681,430	4,302	1,216	10,944	897,892
Profit and total comprehensive income for the period	–	–	–	–	105,348	105,348
Equity-settled share award arrangements (note 27)	–	–	3,036	–	–	3,036
At 30 June 2024	<u>200,000</u>	<u>681,430</u>	<u>7,338</u>	<u>1,216</u>	<u>116,292</u>	<u>1,006,276</u>

\* These reserve accounts comprise the consolidated reserves of RMB664,691,000, RMB712,738,000, RMB697,892,000 and RMB806,276,000 in the consolidated statements of financial position as at 31 December 2021, 2022 and 2023 and 30 June 2024, respectively.

## CONSOLIDATED STATEMENTS OF CASH FLOWS

		Year ended 31 December			Six months ended	
	Notes	2021	2022	2023	2023	2024
		RMB'000	RMB'000	RMB'000	RMB'000	RMB'000
					(unaudited)	
CASH FLOWS FROM						
OPERATING ACTIVITIES						
Profit before tax		127,535	51,419	134,932	107,385	129,833
Adjustments for:						
Finance costs	7	9,720	9,042	9,386	4,774	3,789
Interest income	5	(319)	(184)	(283)	(122)	(138)
Loss on disposal of items of property, plant and equipment	6	326	37	410	42	107
Equity-settled share award expense	27	147	180	11,933	90	3,036
Depreciation of property, plant and equipment	13	23,229	34,610	34,928	17,062	17,481
Depreciation of right-of-use assets	14(a)	464	505	884	234	418
Amortisation of intangible assets	15	551	655	323	163	294
Impairment losses on financial assets, net	6	(80)	463	1,219	502	2,999
Write-down of inventories to net realisable value	6	1,025	1,844	1,176	460	6,310
Foreign exchange differences, net	6	116	(202)	(206)	(262)	–
		162,714	98,369	194,702	130,328	164,129
Decrease/(increase) in inventories		49,156	27,787	908	(13,309)	5,493
Increase in trade and bills receivables		(131,244)	(82,034)	(62,469)	(89,280)	(79,638)
Decrease/(increase) in prepayments, other receivables and other assets		2,531	(1,991)	(1,980)	(20,540)	(7,575)
(Increase)/decrease in amounts due from related parties		(11,550)	(8,062)	2,283	(22,992)	(50,263)
(Increase)/decrease in restricted bank deposits		(1)	(1)	358	358	–
Decrease in trade payables		(32,693)	(14,803)	(9,222)	(2,261)	(10,857)
Increase/(decrease) in other payables and accruals		38,880	(2,862)	12,028	178	(22,706)
(Decrease)/increase in amounts due to related parties		(30)	502	(83)	(766)	751
Increase/(decrease) in contract liabilities		1,188	(5,033)	(2,146)	3,756	184

	<i>Note</i>	Year ended 31 December			Six months ended 30 June	
		2021 RMB'000	2022 RMB'000	2023 RMB'000	2023 RMB'000 (unaudited)	2024 RMB'000
Cash generated from/(used in) operations		78,951	11,872	134,379	(14,528)	(482)
Interest received		319	184	283	122	138
Income tax (paid)/received		(11,741)	10,503	1,103	1,103	(12,193)
Net cash flows from/(used in) operating activities		67,529	22,559	135,765	(13,303)	(12,537)
CASH FLOWS FROM INVESTING ACTIVITIES						
Purchases of items of property, plant and equipment		(53,944)	(23,298)	(21,104)	(9,080)	(7,826)
Purchases of intangible assets		(8,967)	(35,655)	(25,881)	(6,627)	(24,933)
Proceeds from disposal of items of property, plant and equipment		48	11	2	407	36
Net cash flows used in investing activities		(62,863)	(58,942)	(46,983)	(15,300)	(32,723)
CASH FLOWS FROM FINANCING ACTIVITIES						
New bank borrowings		209,623	204,173	143,307	128,128	120,200
Repayment of bank borrowings		(158,326)	(169,964)	(194,984)	(106,557)	(79,257)
Principal portion of lease payments		(324)	(333)	(1,180)	(166)	–
Interest paid		(9,745)	(8,984)	(9,411)	(4,789)	(3,723)
Payment of listing expenses		–	–	(5,082)	–	(6,368)
Dividend paid	11	–	(12,000)	–	–	–
Net cash flows from/(used in) financing activities		41,228	12,892	(67,350)	16,616	30,852

	Note	Year ended 31 December			Six months ended 30 June	
		2021	2022	2023	2023	2024
		RMB'000	RMB'000	RMB'000	RMB'000 (unaudited)	RMB'000
NET INCREASE / (DECREASE) IN CASH AND CASH EQUIVALENTS		45,894	(23,491)	21,432	(11,987)	(14,408)
Cash and cash equivalents at beginning of year/period		49,051	94,829	71,540	71,540	93,178
Effect of foreign exchange rate changes, net		(116)	202	206	262	–
CASH AND CASH EQUIVALENTS AT END OF YEAR/PERIOD		<u>94,829</u>	<u>71,540</u>	<u>93,178</u>	<u>59,815</u>	<u>78,770</u>
ANALYSIS OF BALANCES OF CASH AND CASH EQUIVALENTS						
Cash and cash equivalents as stated in the consolidated statements of financial position	19	<u>94,829</u>	<u>71,540</u>	<u>93,178</u>	<u>59,815</u>	<u>78,770</u>
Cash and cash equivalents as stated in the consolidated statements of cash flows		<u>94,829</u>	<u>71,540</u>	<u>93,178</u>	<u>59,815</u>	<u>78,770</u>



## STATEMENTS OF FINANCIAL POSITION OF THE COMPANY

		31 December			30 June
	Notes	2021	2022	2023	2024
		RMB'000	RMB'000	RMB'000	RMB'000
NON-CURRENT ASSETS					
Property, plant and equipment	13	396,953	385,333	371,469	362,288
Right-of-use assets		972	467	2,090	1,672
Intangible assets	15	30,789	65,789	91,347	115,986
Prepayments, other receivables and other assets		6,580	3,236	3,052	2,680
Total non-current assets		435,294	454,825	467,958	482,626
CURRENT ASSETS					
Inventories	16	201,529	171,898	169,814	158,011
Trade and bills receivables	17	410,305	474,502	532,511	609,847
Prepayments, other receivables and other assets		24,211	15,702	21,654	35,190
Due from related parties		16,652	24,735	22,560	72,219
Restricted bank deposits	19	377	378	20	20
Cash and cash equivalents	19	94,827	71,538	93,176	78,769
Total current assets		747,901	758,753	839,735	954,056
CURRENT LIABILITIES					
Trade payables	20	66,449	51,646	42,424	31,567
Lease liabilities		311	326	773	1,280
Other payables and accruals	21	154,595	145,351	158,198	135,813
Due to related parties		396	898	815	1,566
Interest-bearing bank borrowings	22	157,558	141,532	130,837	174,683
Contract liabilities	23	21,208	16,180	14,034	14,218
Tax payable		–	–	435	14,406
Total current liabilities		400,517	355,933	347,516	373,533
NET CURRENT ASSETS		347,384	402,820	492,219	580,523
TOTAL ASSETS LESS CURRENT LIABILITIES		782,678	857,645	960,177	1,063,149

		31 December			30 June
	Notes	2021	2022	2023	2024
		RMB'000	RMB'000	RMB'000	RMB'000
NON-CURRENT LIABILITIES					
Lease liabilities		326	–	937	470
Interest-bearing bank borrowings	22	45,808	78,726	34,523	31,646
Deferred tax liabilities		13,287	4,839	19,561	17,882
Other payables and accruals	21	5,121	7,899	7,267	6,878
Total non-current liabilities		64,542	91,464	62,288	56,876
Net assets		718,136	766,181	897,889	1,006,273
EQUITY					
Paid-in capital	25	53,446	53,446	–	–
Share capital	25	–	–	200,000	200,000
Reserves	26	664,690	712,735	697,889	806,273
Total equity		718,136	766,181	897,889	1,006,273

## II NOTES TO THE HISTORICAL FINANCIAL INFORMATION

### 1. CORPORATE INFORMATION

The Company is a limited company established in the People's Republic of China ("PRC") on 31 December 1993. The registered office of the Company is located at No.23, Eighth Street, Baiyang Street, Qiantang District, Hangzhou, Zhejiang Province, PRC. On 5 December 2023, the Company was converted to a joint stock limited liability company and the registered capital of the Company was RMB200,000,000, which was divided into 200,000,000 shares, with a nominal value of RMB1.00 each.

During the Relevant Periods, the Company and its subsidiary were principally engaged in the research and development, manufacturing and commercialisation of biopharmaceutical products.

As at the date of this report, the Company had a direct interest in its subsidiary, which is a private limited liability company (which has substantially similar characteristics to a private company incorporated in Hong Kong), the particulars of which are set out below:

Name	Place and date of registration and place of operations	Nominal value of registered share capital	Percentage of equity directly attributable to the Company	Principal activities
Hangzhou Cosmotrust Biopharmaceutical Co., Ltd.* 杭州宇信生物醫藥有限公司	PRC/Chinese Mainland 24 June 2020	RMB1,000,000	100%	Dormant

The statutory financial statements of the Company for the years ended 31 December 2021 and 2022 prepared under PRC Generally Accepted Accounting Principles ("PRC GAAP") were audited by Pan-China Certified Public Accountants LLP (天健會計師事務所(特殊普通合夥)), certified public accountants registered in the PRC. The statutory financial statements of the Company for the year ended 31 December 2023 prepared under PRC GAAP were audited by Ernst & Young Hua Ming LLP (安永華明會計師事務所(特殊普通合夥)), certified public accountants registered in the PRC.

No audited financial statements have been prepared for this subsidiary during the Relevant Periods, as this subsidiary was not subject to any statutory audit requirements under the relevant rules and regulations in its jurisdiction of registration.

\* The English name of the subsidiary registered in the PRC represents the best efforts made by management of the Company to directly translate its Chinese name as it did not register any official English name.

## 2. ACCOUNTING POLICIES

### 2.1 BASIS OF PREPARATION

The Historical Financial Information has been prepared in accordance with Hong Kong Financial Reporting Standards (“**HKFRSs**”) (which include all Hong Kong Financial Reporting Standards, Hong Kong Accounting Standards (“**HKASs**”) and Interpretations) issued by the HKICPA and accounting principles generally accepted in Hong Kong. All HKFRSs effective for the accounting period commencing from 1 January 2024, together with the relevant transitional provisions, have been early adopted by the Group in the preparation of the Historical Financial Information throughout the Relevant Periods.

The Historical Financial Information has been prepared under the historical cost convention except for financial assets at fair value through other comprehensive income which have been measured at fair value.

#### **Basis of consolidation**

The Historical Financial Information includes the financial information of the Company and its subsidiary (collectively referred to as the “**Group**”) for the Relevant Periods. A subsidiary is an entity (including a structured entity), directly or indirectly, controlled by the Company. Control is achieved when the Group is exposed, or has rights, to variable returns from its involvement with the investee and has the ability to affect those returns through its power over the investee (i.e., existing rights that give the Group the current ability to direct the relevant activities of the investee).

Generally, there is a presumption that a majority of voting rights results in control. When the Company has less than a majority of the voting or similar rights of an investee, the Group considers all relevant facts and circumstances in assessing whether it has power over an investee, including:

- (a) the contractual arrangement with the other vote holders of the investee;
- (b) rights arising from other contractual arrangements; and
- (c) the Group’s voting rights and potential voting rights.

The financial information of the subsidiary is prepared for the same reporting period as the Company, using consistent accounting policies. The results of the subsidiary are consolidated from the date on which the Group obtains control, and continue to be consolidated until the date that such control ceases.

Profit or loss and each component of other comprehensive income are attributed to the owners of the parent of the Group and to the non-controlling interests, even if this results in the non-controlling interests having a deficit balance. All intra-group assets and liabilities, equity, income, expenses and cash flows relating to transactions between members of the Group are eliminated in full on consolidation.

The Group reassesses whether or not it controls an investee if facts and circumstances indicate that there are changes to one or more of the three elements of control described above. A change in the ownership interest of a subsidiary, without a loss of control, is accounted for as an equity transaction.

If the Group loses control over a subsidiary, it derecognises the related assets (including goodwill), liabilities and any non-controlling interest; and recognises the fair value of any investment retained, and any resulting surplus or deficit in profit or loss. The Group’s share of components previously recognised in other comprehensive income is reclassified to profit or loss or retained profits, as appropriate, on the same basis as would be required if the Group had directly disposed of the related assets or liabilities.

## 2.2 ISSUED BUT NOT YET EFFECTIVE HONG KONG FINANCIAL REPORTING STANDARDS

The Group has not applied the following revised HKFRSs, that have been issued but are not yet effective, in the Historical Financial Information. The Group intends to apply these revised HKFRSs, if applicable, when they become effective.

HKFRS 18	<i>Presentation and Disclosure in Financial Statements</i> <sup>3, 5</sup>
HKFRS 19	<i>Subsidiaries without Public Accountability: Disclosures</i> <sup>3, 5</sup>
Amendments to HKFRS 9 and HKFRS 7	<i>Amendments to the Classification and Measurement of Financial Instruments</i> <sup>2, 5</sup>
Amendments to HKFRS 10 and HKAS 28	<i>Sale or Contribution of Assets between an Investor and its Associate or Joint Venture</i> <sup>4</sup>
Amendments to HKAS 21	<i>Lack of Exchangeability</i> <sup>1</sup>

<sup>1</sup> Effective for annual periods beginning on or after 1 January 2025

<sup>2</sup> Effective for annual periods beginning on or after 1 January 2026

<sup>3</sup> Effective for annual periods beginning on or after 1 January 2027

<sup>4</sup> No mandatory effective date yet determined but available for adoption

<sup>5</sup> IFRS 18, IFRS 19 and amendments to IFRS 9 and IFRS 7 have been issued by the International Accounting Standards Board. At the time of issuance of this historical financial information, the equivalent new and revised standards are expected to be issued shortly by the HKICPA

The Group is in the process of making an assessment of the impact of these revised HKFRSs upon initial application and has concluded that the adoption of them will not have a material impact on the Group's financial performance and financial position.

## 2.3 MATERIAL ACCOUNTING POLICY INFORMATION

### Fair value measurement

The Group measures certain financial assets at fair value at the end of each of the reporting periods. Fair value is the price that would be received to sell an asset or paid to transfer a liability in an orderly transaction between market participants at the measurement date. The fair value measurement is based on the presumption that the transaction to sell the asset or transfer the liability takes place either in the principal market for the asset or liability, or in the absence of a principal market, in the most advantageous market for the asset or liability. The principal or the most advantageous market must be accessible by the Group. The fair value of an asset or a liability is measured using the assumptions that market participants would use when pricing the asset or liability, assuming that market participants act in their economic best interest.

A fair value measurement of a non-financial asset takes into account a market participant's ability to generate economic benefits by using the asset in its highest and best use or by selling it to another market participant that would use the asset in its highest and best use.

The Group uses valuation techniques that are appropriate in the circumstances and for which sufficient data are available to measure fair value, maximising the use of relevant observable inputs and minimising the use of unobservable inputs.

All assets and liabilities for which fair value is measured or disclosed in the financial statements are categorised within the fair value hierarchy, described as follows, based on the lowest level input that is significant to the fair value measurement as a whole:

Level 1	–	based on quoted prices (unadjusted) in active markets for identical assets or liabilities
Level 2	–	based on valuation techniques for which the lowest level input that is significant to the fair value measurement is observable, either directly or indirectly
Level 3	–	based on valuation techniques for which the lowest level input that is significant to the fair value measurement is unobservable

For assets and liabilities that are recognised in the financial statements on a recurring basis, the Group determines whether transfers have occurred between levels in the hierarchy by reassessing categorisation (based on the lowest level input that is significant to the fair value measurement as a whole) at the end of each reporting period.

**Impairment of non-financial assets**

Where an indication of impairment exists, or when annual impairment testing for non-financial asset is required (other than deferred tax assets, inventories and financial assets), the asset's recoverable amount is estimated. An asset's recoverable amount is the higher of the asset's or cash-generating unit's value in use and its fair value less costs of disposal, and is determined for an individual asset, unless the asset does not generate cash inflows that are largely independent of those from other assets or groups of assets, in which case the recoverable amount is determined for the cash-generating unit to which the asset belongs. In testing a cash-generating unit for impairment, a portion of the carrying amount of a corporate asset (e.g., a headquarters building) is allocated to an individual cash-generating unit if it can be allocated on a reasonable and consistent basis or, otherwise, to the smallest group of cash-generating units.

An impairment loss is recognised only if the carrying amount of an asset exceeds its recoverable amount. In assessing value in use, the estimated future cash flows are discounted to their present value using a pre-tax discount rate that reflects current market assessments of the time value of money and the risks specific to the asset. An impairment loss is charged to profit or loss in the period in which it arises in those expense categories consistent with the function of the impaired asset.

An assessment is made at the end of each report period as to whether there is an indication that previously recognised impairment losses may no longer exist or may have decreased. If such an indication exists, the recoverable amount is estimated. A previously recognised impairment loss of an asset other than goodwill is reversed only if there has been a change in the estimates used to determine the recoverable amount of that asset, but not to an amount higher than the carrying amount that would have been determined (net of any depreciation/amortisation) had no impairment loss been recognised for the asset in prior years. A reversal of such an impairment loss is credited to profit or loss in the period in which it arises.

**Related parties**

A party is considered to be related to the Group if:

- (a) the party is a person or a close member of that person's family and that person
  - (i) has control or joint control over the Group;
  - (ii) has significant influence over the Group; or
  - (iii) is a member of the key management personnel of the Group or of a parent of the Group;

or

- (b) the party is an entity where any of the following conditions applies:
  - (i) the entity and the Group are members of the same group;
  - (ii) one entity is an associate or joint venture of the other entity (or of a parent, subsidiary or fellow subsidiary of the other entity);
  - (iii) the entity and the Group are joint ventures of the same third party;
  - (iv) one entity is a joint venture of a third entity and the other entity is an associate of the third entity;
  - (v) the entity is a post-employment benefit plan for the benefit of employees of either the Group or an entity related to the Group;

- (vi) the entity is controlled or jointly controlled by a person identified in (a);
- (vii) a person identified in (a)(i) has significant influence over the entity or is a member of the key management personnel of the entity (or of a parent of the entity); and
- (viii) the entity, or any member of a group of which it is a part, provides key management personnel services to the Group or to the parent of the Group.

#### **Property, plant and equipment and depreciation**

Property, plant and equipment, other than construction in progress, are stated at cost less accumulated depreciation and any impairment losses. The cost of an item of property, plant and equipment comprises its purchase price and any directly attributable costs of bringing the asset to its working condition and location for its intended use.

Expenditure incurred after items of property, plant and equipment have been put into operation, such as repairs and maintenance, is normally charged to profit or loss in the period in which it is incurred. In situations where the recognition criteria are satisfied, the expenditure for a major inspection is capitalised in the carrying amount of the asset as a replacement. Where significant parts of property, plant and equipment are required to be replaced at intervals, the Group recognises such parts as individual assets with specific useful lives and depreciates them accordingly.

Depreciation is calculated on the straight-line basis to write off the cost of each item of property, plant and equipment to its residual value over its estimated useful life. The estimated useful lives of property, plant and equipment are as follows:

<b>Categories</b>	<b>Estimated useful lives</b>
Buildings	5 to 20 years
Machinery	10 years
Electronic and office equipment	3 to 5 years
Motor vehicles	5 years

Where parts of an item of property, plant and equipment have different useful lives, the cost of that item is allocated on a reasonable basis among the parts and each part is depreciated separately. Residual values, useful lives and the depreciation methods are reviewed, and adjusted if appropriate, at least at each financial year end.

An item of property, plant and equipment including any significant part initially recognised is derecognised upon disposal or when no future economic benefits are expected from its use or disposal. Any gain or loss on disposal or retirement recognised in profit or loss in the year the asset is derecognised is the difference between the net sales proceeds and the carrying amount of the relevant asset.

Construction in progress is stated at cost less any impairment losses, and is not depreciated. It is reclassified to the appropriate category of property, plant and equipment or intangible assets when completed and ready for use.

#### **Intangible assets (other than goodwill)**

Intangible assets acquired separately are measured on initial recognition at cost. The cost of intangible assets acquired in a business combination is the fair value at the date of acquisition. The useful lives of intangible assets are assessed to be either finite or indefinite. Intangible assets with finite lives are subsequently amortised over the useful economic life and assessed for impairment whenever there is an indication that the intangible assets may be impaired. The amortisation period and the amortisation method for an intangible asset with a finite useful life are reviewed at least at each financial year end.



Intangible assets are stated at cost less any impairment losses and are amortised on the straight-line basis over their estimated useful lives. The principal estimated useful lives of intangible assets are as follows:

Categories	Estimated useful lives
Software	2 years
Patents and licences	10 years
Trademark	10 years

The estimated useful lives of intangible assets are determined by considering the period of the economic benefits to the Group or the periods of validity of intangible assets protected by the relevant laws, as well as by referring to the industry practice.

#### *Research and development costs*

All research costs are charged to profit or loss as incurred.

Expenditure incurred on projects to develop new products is capitalised and deferred only when the Group can demonstrate the technical feasibility of completing the intangible asset so that it will be available for use or sale, its intention to complete and its ability to use or sell the asset, how the asset will generate future economic benefits, the availability of resources to complete the project and the ability to measure reliably the expenditure during the development. Product development expenditure which does not meet these criteria is expensed when incurred.

Deferred development costs are stated at cost less any impairment losses and are amortised using the straight-line basis over the commercial lives of the underlying products, commencing from the date when the products are put into commercial production.

#### **Leases**

The Group assesses at contract inception whether a contract is, or contains, a lease. A contract is, or contains, a lease if the contract conveys the right to control the use of an identified asset for a period of time in exchange for consideration.

#### *Group as a lessee*

The Group applies a single recognition and measurement approach for all leases, except for short-term leases and leases of low-value assets. The Group recognises lease liabilities to make lease payments and right-of-use assets representing the right to use the underlying assets.

#### *(a) Right-of-use assets*

Right-of-use assets are recognised at the commencement date of the lease (that is the date the underlying asset is available for use). Right-of-use assets are measured at cost, less accumulated depreciation and any impairment losses, and adjusted for any remeasurement of lease liabilities. The cost of right-of-use assets includes the amount of lease liabilities recognised, initial direct costs incurred, and lease payments made at or before the commencement date less any lease incentives received. Right-of-use assets are depreciated on a straight-line basis over the shorter of the lease terms and the estimated useful lives of the assets as follows:

Categories	Estimated useful lives
Leasehold land	32 years
Warehouses and office premises	2 to 3 years

If ownership of the leased asset transfers to the Group by the end of the lease term or the cost reflects the exercise of a purchase option, depreciation is calculated using the estimated useful life of the asset.

(b) *Lease liabilities*

Lease liabilities are recognised at the commencement date of the lease at the present value of lease payments to be made over the lease term. The lease payments include fixed payments (including in-substance fixed payments) less any lease incentives receivable, variable lease payments that depend on an index or a rate, and amounts expected to be paid under residual value guarantees. The lease payments also include the exercise price of a purchase option reasonably certain to be exercised by the Group and payments of penalties for termination of a lease, if the lease term reflects the Group exercising the option to terminate the lease. The variable lease payments that do not depend on an index or a rate are recognised as an expense in the period in which the event or condition that triggers the payment occurs.

In calculating the present value of lease payments, the Group uses its incremental borrowing rate at the lease commencement date because the interest rate implicit in the lease is not readily determinable. After the commencement date, the amount of lease liabilities is increased to reflect the accretion of interest and reduced for the lease payments made. In addition, the carrying amount of lease liabilities is remeasured if there is a modification, a change in the lease term, a change in lease payments (e.g., a change to future lease payments resulting from a change in an index or rate) or a change in assessment of an option to purchase the underlying asset.

(c) *Short-term leases and leases of low-value assets*

The Group applies the short-term lease recognition exemption to its short-term leases of warehouses and office premises (that is those leases that have a lease term of 12 months or less from the commencement date and do not contain a purchase option). It also applies the recognition exemption for leases of low-value assets to leases of office equipment that is considered to be of low value.

Lease payments on short-term leases and leases of low-value assets are recognised as an expense on a straight-line basis over the lease term.

*Group as a lessor*

When the Group acts as a lessor, it classifies at lease inception (or when there is a lease modification) each of its leases as either an operating lease or a finance lease.

Leases in which the Group does not transfer substantially all the risks and rewards incidental to ownership of an asset are classified as operating leases. When a contract contains lease and non-lease components, the Group allocates the consideration in the contract to each component on a relative stand-alone selling price basis. Rental income is accounted for on a straight-line basis over the lease terms and is included in revenue in profit or loss due to its operating nature. Initial direct costs incurred in negotiating and arranging an operating lease are added to the carrying amount of the leased asset and recognised over the lease term on the same basis as rental income. Contingent rents are recognised as revenue in the period in which they are earned.

Leases that transfer substantially all the risks and rewards incidental to ownership of an underlying asset to the lessee are accounted for as finance leases.

**Financial assets**

*Initial recognition and measurement*

Financial assets are classified, at initial recognition, as subsequently measured at amortised cost, fair value through other comprehensive income, and fair value through profit or loss.

The classification of financial assets at initial recognition depends on the financial asset's contractual cash flow characteristics and the Group's business model for managing them. With the exception of trade receivables that do not contain a significant financing component or for which the Group has applied the practical expedient of not adjusting the effect of a significant financing component, the Group initially measures a financial asset at its fair value, plus in the case of a financial asset not at fair value through profit or loss, transaction costs. Trade receivables that do not contain a significant financing component or for which the Group has applied the practical expedient are measured at the transaction price determined under HKFRS 15 in accordance with the policies set out for "Revenue recognition" below.

In order for a financial asset to be classified and measured at amortised cost or fair value through other comprehensive income, it needs to give rise to cash flows that are solely payments of principal and interest ("SPPI") on the principal amount outstanding. Financial assets with cash flows that are not SPPI are classified and measured at fair value through profit or loss, irrespective of the business model.

The Group's business model for managing financial assets refers to how it manages its financial assets in order to generate cash flows. The business model determines whether cash flows will result from collecting contractual cash flows, selling the financial assets, or both. Financial assets classified and measured at amortised cost are held within a business model with the objective to hold financial assets in order to collect contractual cash flows, while financial assets classified and measured at fair value through other comprehensive income are held within a business model with the objective of both holding to collect contractual cash flows and selling. Financial assets which are not held within the aforementioned business models are classified and measured at fair value through profit or loss.

Purchases or sales of financial assets that require delivery of assets within the period generally established by regulation or convention in the marketplace are recognised on the trade date, that is, the date that the Group commits to purchase or sell the asset.

#### *Subsequent measurement*

The subsequent measurement of financial assets depends on their classification as follows:

##### *Financial assets at amortised cost (debt instruments)*

Financial assets at amortised cost are subsequently measured using the effective interest method and are subject to impairment. Gains and losses are recognised in profit or loss when the asset is derecognised, modified or impaired.

##### *Financial assets at fair value through other comprehensive income (debt instruments)*

For debt investments at fair value through other comprehensive income, interest income, foreign exchange revaluation and impairment losses or reversals are recognised in profit or loss and computed in the same manner as for financial assets measured at amortised cost. The remaining fair value changes are recognised in other comprehensive income. Upon derecognition, the cumulative fair value change recognised in other comprehensive income is recycled to profit or loss.

#### **Derecognition of financial assets**

A financial asset (or, where applicable, a part of a financial asset or part of a group of similar financial assets) is primarily derecognised (i.e., removed from the Group's consolidated statement of financial position) when:

- the rights to receive cash flows from the asset have expired; or
- the Group has transferred its rights to receive cash flows from the asset or has assumed an obligation to pay the received cash flows in full without material delay to a third party under a "pass-through" arrangement; and either (a) the Group has transferred substantially all the risks and rewards of the asset, or (b) the Group has neither transferred nor retained substantially all the risks and rewards of the asset, but has transferred control of the asset.

When the Group has transferred its rights to receive cash flows from an asset or has entered into a pass-through arrangement, it evaluates if, and to what extent, it has retained the risk and rewards of ownership of the asset. When it has neither transferred nor retained substantially all the risks and rewards of the asset nor transferred control of the asset, the Group continues to recognise the transferred asset to the extent of the Group's continuing involvement. In that case, the Group also recognises an associated liability. The transferred asset and the associated liability are measured on a basis that reflects the rights and obligations that the Group has retained.

Continuing involvement that takes the form of a guarantee over the transferred asset is measured at the lower of the original carrying amount of the asset and the maximum amount of consideration that the Group could be required to repay.

#### **Impairment of financial assets**

The Group recognises an allowance for expected credit losses ("ECLs") for all debt instruments not held at fair value through profit or loss. ECLs are based on the difference between the contractual cash flows due in accordance with the contract and all the cash flows that the Group expects to receive, discounted at an approximation of the original effective interest rate. The expected cash flows will include cash flows from the sale of collateral held or other credit enhancements that are integral to the contractual terms.

#### ***General approach***

ECLs are recognised in two stages. For credit exposures for which there has not been a significant increase in credit risk since initial recognition, ECLs are provided for credit losses that result from default events that are possible within the next 12 months (a 12-month ECL). For those credit exposures for which there has been a significant increase in credit risk since initial recognition, a loss allowance is required for credit losses expected over the remaining life of the exposure, irrespective of the timing of the default (a lifetime ECL).

At each reporting date, the Group assesses whether the credit risk on a financial instrument has increased significantly since initial recognition. When making the assessment, the Group compares the risk of a default occurring on the financial instrument as at the each reporting date with the risk of a default occurring on the financial instrument as at the date of initial recognition and considers reasonable and supportable information that is available without undue cost or effort, including historical and forward-looking information.

The Group considers a financial asset in default when contractual payments are 90 days past due. However, in certain cases, the Group may also consider a financial asset to be in default when internal or external information indicates that the Group is unlikely to receive the outstanding contractual amounts in full before taking into account any credit enhancements held by the Group. A financial asset is written off when there is no reasonable expectation of recovering the contractual cash flows.

Debt investments at fair value through other comprehensive income and financial assets at amortised cost are subject to impairment under the general approach and they are classified within the following stages for measurement of ECLs except for trade receivables which apply the simplified approach as detailed below.

- |         |  |
|---------|--|
| Stage 1 | – Financial instruments for which credit risk has not increased significantly since initial recognition and for which the loss allowance is measured at an amount equal to 12-month ECLs   |
| Stage 2 | – Financial instruments for which credit risk has increased significantly since initial recognition but that are not credit-impaired financial assets and for which the loss allowance is measured at an amount equal to lifetime ECLs |
| Stage 3 | – Financial assets that are credit-impaired at the reporting date (but that are not purchased or originated credit-impaired) and for which the loss allowance is measured at an amount equal to lifetime ECLs                          |

*Simplified approach*

For trade and bills receivables that do not contain a significant financing component or when the Group applies the practical expedient of not adjusting the effect of a significant financing component, the Group applies the simplified approach in calculating ECLs. Under the simplified approach, the Group does not track changes in credit risk, but instead recognises a loss allowance based on lifetime ECLs at the end of the reporting period. The Group has established a provision matrix that is based on the Group's historical credit loss experience, adjusted for forward-looking factors specific to the debtors and the economic environment.

**Financial liabilities***Initial recognition and measurement*

Financial liabilities are classified, at initial recognition, as loans and borrowings or payables, as appropriate.

All financial liabilities are recognised initially at fair value and, in the case of loans and borrowings and payables, net of directly attributable transaction costs.

The Group's financial liabilities include trade payables, amounts due to related parties, interest-bearing bank borrowings, and financial liabilities included in other payables and accruals.

*Subsequent measurement*

The subsequent measurement of financial liabilities depends on their classification as follows:

*Financial liabilities at amortised cost (trade and other payables, and borrowings)*

After initial recognition, trade and other payables, and interest-bearing borrowings are subsequently measured at amortised cost, using the effective interest rate method unless the effect of discounting would be immaterial, in which case they are stated at cost. Gains and losses are recognised in profit or loss when the liabilities are derecognised as well as through the effective interest rate amortisation process.

Amortised cost is calculated by taking into account any discount or premium on acquisition and fees or costs that are an integral part of the effective interest rate. The effective interest rate amortisation is included in finance costs in profit or loss.

**Derecognition of financial liabilities**

A financial liability is derecognised when the obligation under the liability is discharged or cancelled, or expires.

When an existing financial liability is replaced by another from the same lender on substantially different terms, or the terms of an existing liability are substantially modified, such an exchange or modification is treated as a derecognition of the original liability and a recognition of a new liability, and the difference between the respective carrying amounts is recognised in profit or loss.

**Offsetting of financial instruments**

Financial assets and financial liabilities are offset and the net amount is reported in the statement of financial position if there is a currently enforceable legal right to offset the recognised amounts and there is an intention to settle on a net basis, or to realise the assets and settle the liabilities simultaneously.

**Inventories**

Inventories are stated at the lower of cost and net realisable value. Cost is determined on the weighted average basis. Net realisable value is based on estimated selling prices less any estimated costs to be incurred to completion and disposal.

**Cash and cash equivalents**

Cash and cash equivalents in the statement of financial position comprise cash on hand and at banks, and short-term highly liquid deposits with a maturity of generally within three months that are readily convertible into known amounts of cash, subject to an insignificant risk of changes in value and held for the purpose of meeting short-term cash commitments.

For the purpose of the consolidated statement of cash flows, cash and cash equivalents comprise cash on hand and at banks, and short-term deposits as defined above, less bank overdrafts which are repayable on demand and form an integral part of the Group's cash management.

**Provisions**

A provision is recognised when a present obligation (legal or constructive) has arisen as a result of a past event and it is probable that a future outflow of resources will be required to settle the obligation, provided that a reliable estimate can be made of the amount of the obligation.

When the effect of discounting is material, the amount recognised for a provision is the present value at the end of each reporting period of the future expenditures expected to be required to settle the obligation. The increase in the discounted present value amount arising from the passage of time is included in finance costs in profit or loss.

**Income tax**

Income tax comprises current and deferred tax. Income tax relating to items recognised outside profit or loss is recognised outside profit or loss, either in other comprehensive income or directly in equity.

Current tax assets and liabilities are measured at the amount expected to be recovered from or paid to the taxation authorities, based on tax rates (and tax laws) that have been enacted or substantively enacted by the end of each reporting period, taking into consideration interpretations and practices prevailing in the countries in which the Group operates.

Deferred tax is provided, using the liability method, on all temporary differences at the end of each reporting period between the tax bases of assets and liabilities and their carrying amounts for financial reporting purposes.

Deferred tax liabilities are recognised for all taxable temporary differences, except:

- when the deferred tax liability arises from the initial recognition of an asset or liability in a transaction that is not a business combination and, at the time of the transaction, affects neither the accounting profit nor taxable profit or loss and does not give rise to equal taxable and deductible temporary differences; and
- in respect of taxable temporary differences associated with investments in subsidiaries, associates and joint ventures, when the timing of the reversal of the temporary differences can be controlled and it is probable that the temporary differences will not reverse in the foreseeable future.

Deferred tax assets are recognised for all deductible temporary differences, and the carryforward of unused tax credits and any unused tax losses. Deferred tax assets are recognised to the extent that it is probable that taxable profit will be available against which the deductible temporary differences, and the carryforward of unused tax credits and unused tax losses can be utilised, except:

- when the deferred tax asset relating to the deductible temporary differences arises from the initial recognition of an asset or liability in a transaction that is not a business combination and, at the time of the transaction, affects neither the accounting profit nor taxable profit or loss and does not give rise to equal taxable and deductible temporary differences; and
- in respect of deductible temporary differences associated with investments in subsidiaries, deferred tax assets are only recognised to the extent that it is probable that the temporary differences will reverse in the foreseeable future and taxable profit will be available against which the temporary differences can be utilised.

The carrying amount of deferred tax assets is reviewed at the end of each reporting period and reduced to the extent that it is no longer probable that sufficient taxable profit will be available to allow all or part of the deferred tax asset to be utilised. Unrecognised deferred tax assets are reassessed at the end of each reporting period and are recognised to the extent that it has become probable that sufficient taxable profit will be available to allow all or part of the deferred tax asset to be recovered.

Deferred tax assets and liabilities are measured at the tax rates that are expected to apply to the period when the asset is realised or the liability is settled, based on tax rates (and tax laws) that have been enacted or substantively enacted by the end of each reporting period.

Deferred tax assets and deferred tax liabilities are offset if and only if the Group has a legally enforceable right to set off current tax assets and current tax liabilities and the deferred tax assets and deferred tax liabilities relate to income taxes levied by the same taxation authority on either the same taxable entity or different taxable entities which intend either to settle current tax liabilities and assets on a net basis, or to realise the assets and settle the liabilities simultaneously, in each future period in which significant amounts of deferred tax liabilities or assets are expected to be settled or recovered.

#### **Government grants**

Government grants are recognised at their fair value where there is reasonable assurance that the grant will be received and all attaching conditions will be complied with. When the grant relates to an expense item, it is recognised as income on a systematic basis over the periods that the costs, for which it is intended to compensate, are expensed.

Where the grant relates to an asset, the fair value is credited to a deferred income account and is released to profit or loss over the expected useful life of the relevant asset by equal annual instalments or deducted from the carrying amount of the asset and released to profit or loss by way of a reduced depreciation charge.

Where the Group receives government loans granted with no or at a below-market rate of interest for the construction of a qualifying asset, the initial carrying amount of the government loans is determined using the effective interest rate method, as further explained in the accounting policy for "Financial liabilities" above. The benefit of the government loans granted with no or at a below-market rate of interest, which is the difference between the initial carrying value of the loans and the proceeds received, is treated as a government grant and released to profit or loss over the expected useful life of the relevant asset by equal annual instalments.

#### **Revenue recognition**

##### *Revenue from contracts with customers*

Revenue from contracts with customers is recognised when control of goods or services is transferred to the customers at an amount that reflects the consideration to which the Group expects to be entitled in exchange for those goods or services.

When the consideration in a contract includes a variable amount, the amount of consideration is estimated to which the Group will be entitled in exchange for transferring the goods or services to the customer. The variable consideration is estimated at contract inception and constrained until it is highly probable that a significant revenue reversal in the amount of cumulative revenue recognised will not occur when the associated uncertainty with the variable consideration is subsequently resolved.

When the contract contains a financing component which provides the customer with a significant benefit of financing the transfer of goods or services to the customer for more than one year, revenue is measured at the present value of the amount receivable, discounted using the discount rate that would be reflected in a separate financing transaction between the Group and the customer at contract inception. When the contract contains a financing component which provides the Group with a significant financial benefit for more than one year, revenue recognised under the contract includes the interest expense accreted on the contract liability under the effective interest method. For a contract where the period between the payment by the customer and the transfer of the promised goods or services is one year or less, the transaction price is not adjusted for the effects of a significant financing component, using the practical expedient in HKFRS 15.



The Group has satisfied a performance obligation and recognises revenue over time, if one of the following criteria is met:

- (i) The customer simultaneously receives and consumes the benefits provided by the Group's performance as the Group performs;
- (ii) The Group's performance creates or enhances an asset that the customer controls as the asset is created or enhanced; or
- (iii) The Group's performance does not create an asset with an alternative use to the Group and the Group has an enforceable right to payment for performance completed to date.

If none of the above conditions is met, the Group recognises revenue at the point in time when the customer obtains control of the distinct good or service.

If control of the service transfers over time, revenue is recognised over the period of the contract by reference to the progress towards complete satisfaction of that performance obligation. Otherwise, revenue is recognised at the point in time when the customer obtains control of the service.

For contracts that contain more than one performance obligation, the Group allocates the transaction price to each performance obligation on a relative stand-alone selling price basis. The stand-alone selling price of the distinct good or service underlying each performance obligation is determined at contract inception. It represents the price at which the Group would sell a promised good or service separately to a customer. If a stand-alone selling price is not directly observable, the Group estimates it using appropriate techniques such that the transaction price ultimately allocated to any performance obligation reflects the amount of consideration to which the Group expects to be entitled in exchange for transferring the promised goods or services to the customer.

The selection of the method to measure progress towards completion requires judgement and is based on the nature of the products or services to be provided. Depending on which better depicts the transfer of value to the customer, the Group generally measures its progress using the cost-to-cost method (input method). The Group uses the known cost measure of progress when it best depicts the transfer of value to the customer which occurs as the Group incurs costs on its contract, generally related to fixed fee service contracts. Under the cost-to-cost measure of progress, the extent of progress towards completion is measured based on the ratio of costs incurred to date to the total estimated costs at completion of the performance obligation. Revenue is recorded proportionally as costs are incurred.

As a practical expedient, if the Group has a right to consideration in an amount that corresponds directly with the value of the Group's performance completed to date, the Group recognises revenue in the amount to which the Group has the right to invoice.

*(a) Sale of goods*

Revenue from the sale of goods is recognised at the point in time when control of the asset is transferred to the customer, generally on delivery of the goods.

Some contracts for the sale of goods provide customers with rights of return and volume rebates, giving rise to variable consideration.

*(i) Rights of return*

For contracts which provide a customer with a right to return the goods, the expected value method is used to estimate the goods that will not be returned because this method best predicts the amount of variable consideration to which the Group will be entitled. The requirements in HKFRS 15 on constraining estimates of variable consideration are applied in order to determine the amount of variable consideration that can be included in the transaction price. For goods that are expected to be returned, instead of revenue, a refund liability is recognised. A right-of-return asset (and the corresponding adjustment to cost of sales) is also recognised for the right to recover products from a customer.

## (ii) Volume rebates

Retrospective volume rebates may be provided to certain customers once the quantity of products purchased during the period exceeds a threshold specified in the contract. Rebates are offset against amounts payable by the customer. To estimate the variable consideration for the expected future rebates, the most likely amount method is used for contracts with a single-volume threshold and the expected value method for contracts with more than one volume threshold. The selected method that best predicts the amount of variable consideration is primarily driven by the number of volume thresholds contained in the contract. The requirements on constraining estimates of variable consideration are applied and a refund liability for the expected future rebates is recognised.

(b) *Pharmaceutical services*

## (i) Preclinical drug development services

The Group recognises revenue when (or as) a performance obligation is satisfied, i.e., when “control” of the services underlying the particular performance obligation is transferred to the customer.

A performance obligation represents a service (or a bundle of services) that is distinct or a series of distinct services that are substantially the same.

Control is transferred over time and revenue is recognised over time by reference to the progress towards complete satisfaction of the relevant performance obligation if one of the following criteria is met:

- the customer simultaneously receives and consumes the benefits provided by the Group’s performance as the Group performs;
- the Group’s performance creates and enhances an asset that the customer controls as the Group performs; or
- the Group’s performance does not create an asset with an alternative use to the Group and the Group has an enforceable right to payment for performance completed to date.

Otherwise, revenue is recognised at a point in time when the customer obtains control of the service.

## (ii) Technology transfer

Revenue from technology transfer is recognised at the point in time when the Group transfers the control for underlying services and have right to payment from the customers for the services performed, upon the delivery or acceptance of the underlying services.

## (iii) Outsourcing manufacturing services

Revenue from outsourcing manufacturing services is recognised at the point in time when the Group transfers the control for underlying services and has right to payment from the customers for the services performed, upon the delivery or acceptance of the underlying services.

*Other income*

Rental income is recognised on a time proportion basis over the lease terms. Variable lease payments that do not depend on an index or a rate are recognised as income in the accounting period in which they are incurred.

Interest income is recognised on an accrual basis using the effective interest method by applying the rate that exactly discounts the estimated future cash receipts over the expected life of the financial instrument or a shorter period, when appropriate, to the net carrying amount of the financial asset.

**Contract liabilities**

A contract liability is recognised when a payment is received or a payment is due (whichever is earlier) from a customer before the Group transfers the related goods. Contract liabilities are recognised as revenue when the Group performs under the contract (i.e., transfers control of the related goods to the customer).

**Contract costs**

Other than the costs which are capitalised as inventories, property, plant and equipment and intangible assets, costs incurred to fulfil a contract with a customer are capitalised as an asset if all of the following criteria are met:

- (a) The costs relate directly to a contract or to an anticipated contract that the entity can specifically identify;
- (b) The costs generate or enhance resources of the entity that will be used in satisfying (or in continuing to satisfy) performance obligations in the future; and
- (c) The costs are expected to be recovered.

The capitalised contract costs are charged to profit or loss on a systematic basis that is consistent with the transfer to the customer of the goods or services to which the asset relates. Other contract costs are expensed as incurred.

**Right-of-return assets**

A right-of-return asset is recognised for the right to recover the goods expected to be returned by customers. The asset is measured at the former carrying amount of the goods to be returned, less any expected costs to recover the goods and any potential decreases in the value of the returned goods. The Group updates the measurement of the asset for any revisions to the expected level of returns and any additional decreases in the value of the returned goods.

**Refund liabilities**

A refund liability is recognised for the obligation to refund some or all of the consideration received (or receivable) from a customer and is measured at the amount the Group ultimately expects it will have to return to the customer. The Group updates its estimates of refund liabilities (and the corresponding change in the transaction price) at the end of each reporting period.

**Share-based payments**

The Company operates a share award plan. Employees (including directors) of the Group receive remuneration in the form of share-based payments, whereby employees render services in exchange for equity instruments ("**equity-settled transactions**"). The cost of equity-settled transactions with employees is measured by reference to the fair value at the date at which they are granted. The fair value is determined by an external valuer using the discounted cash flow method, further details of which are given in note 27 to the Historical Financial Information.

The cost of equity-settled transactions is recognised in employee benefit expense, together with a corresponding increase in equity, over the period in which the performance and/or service conditions are fulfilled. The cumulative expense recognised for equity-settled transactions at the end of each reporting period until the vesting date reflects the extent to which the vesting period has expired and the Group's best estimate of the number of equity instruments that will ultimately vest. The charge or credit to profit or loss for a period represents the movement in the cumulative expense recognised as at the beginning and end of that period.

Service and non-market performance conditions are not taken into account when determining the grant date fair value of awards, but the likelihood of the conditions being met is assessed as part of the Group's best estimate of the number of equity instruments that will ultimately vest. Market performance conditions are reflected within the grant date fair value. Any other conditions attached to an award, but without an associated service requirement, are considered to be non-vesting conditions. Non-vesting conditions are reflected in the fair value of an award and lead to an immediate expensing of an award unless there are also service and/or performance conditions.

For awards that do not ultimately vest because non-market performance and/or service conditions have not been met, no expense is recognised. Where awards include a market or non-vesting condition, the transactions are treated as vesting irrespective of whether the market or non-vesting condition is satisfied, provided that all other performance and/or service conditions are satisfied.

Where the terms of an equity-settled award are modified, as a minimum an expense is recognised as if the terms had not been modified, if the original terms of the award are met. In addition, an expense is recognised for any modification that increases the total fair value of the share-based payments, or is otherwise beneficial to the employee as measured at the date of modification. Where an equity-settled award is cancelled, it is treated as if it had vested on the date of cancellation, and any expense not yet recognised for the award is recognised immediately. This includes any award where non-vesting conditions within the control of either the Group or the employee are not met. However, if a new award is substituted for the cancelled award, and is designated as a replacement award on the date that it is granted, the cancelled and new awards are treated as if they were a modification of the original award, as described in the previous paragraph.

#### **Other employee benefits**

##### *Pension scheme*

The employees of the Group which operates in Chinese Mainland are required to participate in a central pension scheme operated by the local municipal government. The Group is required to contribute a certain percentage of its payroll costs to the central pension scheme. The contributions are charged to profit or loss as they become payable in accordance with the rules and practice of the central pension scheme.

##### *Housing fund – Chinese Mainland*

The Group contributes on a monthly basis to a defined contribution housing fund plan operated by the local municipal government. Contributions to this plan by the Group are expensed as incurred.

#### **Borrowing costs**

Borrowing costs directly attributable to the acquisition, construction or production of qualifying assets, i.e., assets that necessarily take a substantial period of time to get ready for their intended use or sale, are capitalised as part of the cost of those assets. The capitalisation of such borrowing costs ceases when the assets are substantially ready for their intended use or sale. All other borrowing costs are expensed in the period in which they are incurred. Borrowing costs consist of interest and other costs that an entity incurs in connection with the borrowing of funds.

#### **Dividends**

Dividends are recognised as a liability when they are approved by the shareholders of the Company in a general meeting.

### 3. SIGNIFICANT ACCOUNTING JUDGEMENTS AND ESTIMATES

The preparation of the Group's Historical Financial Information requires management to make judgements, estimates and assumptions that affect the reported amounts of revenues, expenses, assets and liabilities, and their accompanying disclosures, and the disclosure of contingent liabilities. Uncertainty about these assumptions and estimates could result in outcomes that could require a material adjustment to the carrying amounts of the assets or liabilities affected in the future.

#### Judgements

In the process of applying the Group's accounting policies, management has made the following judgements, apart from those involving estimations, which have the most significant effect on the amounts recognised in the financial statements:

#### *Revenue from contracts with customers*

The Group applied the following judgements that significantly affect the determination of the amount and timing of revenue from contracts with customers:

##### (a) *Determining the timing of satisfaction of the pharmaceutical services*

The Group concluded that revenue from the pharmaceutical services is to be recognised over time because customers simultaneously receive and consume the benefits provided by the Group.

The Group determined that the input method is the best method in measuring the progress of pharmaceutical services because there is a direct relationship between the Group's effort (i.e., staff costs and cost of inventories, consumables incurred) and the transfer of services to the customer. The Group recognises revenue on the basis of the incurred costs expended relative to the total expected costs to complete the services.

##### (b) *Determining the method to estimate variable consideration and assessing the constraint for the sale of goods*

Certain contracts for the sale of goods include a right of return and volume rebates that give rise to variable consideration. In estimating the variable consideration, the Group is required to use either the expected value method or the most likely amount method based on which method better predicts the amount of consideration to which it will be entitled.

The Group determined that the expected value method is the appropriate method to use in estimating the variable consideration for the sale of goods with rights of return, given the large number of customer contracts that have similar characteristics. In estimating the variable consideration for the sale of goods with volume rebates, the Group determined that using the most likely amount method. The selected method that better predicts the amount of variable consideration related to volume rebates is primarily driven by the number of volume thresholds contained in the contract. The most likely amount method is used for those contracts with a single volume threshold.

Before including any amount of variable consideration in the transaction price, the Group considers whether the amount of variable consideration is constrained. The Group determined that the estimates of variable consideration are not constrained based on its historical experience, business forecast and the current economic conditions. In addition, the uncertainty on the variable consideration will be resolved within a short time frame.

**Estimation uncertainty**

The key assumptions concerning the future and other key sources of estimation uncertainty at the end of each reporting period, that have a significant risk of causing a material adjustment to the carrying amounts of assets and liabilities within the next financial year, are described below.

***Variable consideration for returns and volume rebates***

The Group estimates variable consideration to be included in the transaction price for the sale of goods with rights of return and volume rebates.

The Group has developed a statistical model for forecasting sales returns. The model used the historical return data of each product to come up with expected return percentages. These percentages are applied to determine the expected value of the variable consideration. Any significant changes in experience as compared to historical return pattern will impact the expected return percentages estimated by the Group.

The Group's expected volume rebates are analysed on a per customer basis for contracts that are subject to a single volume threshold. Determining whether a customer will likely be entitled to a rebate depends on the customer's historical rebate entitlement and accumulated purchases to date.

The Group has applied a statistical model for estimating expected volume rebates for contracts with more than one volume threshold. The model uses the historical purchasing patterns and rebate entitlement of customers to determine the expected rebate percentages and the expected value of the variable consideration. Any significant changes in experience as compared to historical purchasing patterns and rebate entitlements of customers will impact the expected rebate percentages estimated by the Group.

The Group updates its assessment of expected returns and volume rebates quarterly and the refund liabilities are adjusted accordingly. Estimates of expected returns and volume rebates are sensitive to changes in circumstances and the Group's past experience regarding returns and rebate entitlements may not be representative of customers' actual returns and rebate entitlements in the future.

***Provision for expected credit losses on trade receivables***

The Group uses a provision matrix to calculate ECLs for trade receivables. The provision rates are based on ageing for groupings of various customer segments that have similar loss patterns (i.e., by customer type).

The provision matrix is initially based on the Group's historical observed default rates. The Group calibrates the matrix to adjust the historical credit loss experience with forward-looking information. For instance, if forecast economic conditions (i.e., gross domestic product) are expected to deteriorate over the next year which can lead to an increased number of defaults in the medical industry sector, the historical default rates are adjusted. At each reporting date, the historical observed default rates are updated and changes in the forward-looking estimates are analysed.

The assessment of the correlation between historical observed default rates, forecast economic conditions and ECLs is a significant estimate. The amount of ECLs is sensitive to changes in circumstances and of forecast economic conditions. The Group's historical credit loss experience and forecast of economic conditions may also not be representative of customers' actual default in the future. The information about the ECLs on the Group's trade receivables is disclosed in note 17 to the Historical Financial Information.

*Onerous contract provisions*

For onerous contracts, the present obligation under the contract must be recognised in the current period and measured as provisions, based on the estimated unrealised centralised procurement contracts.

*Impairment of non-financial assets (other than goodwill)*

The Group assesses whether there are any indicators of impairment for all non-financial assets (including the right-of-use assets) at the end of each reporting period. Indefinite life intangible assets are tested for impairment annually and at other times when such an indicator exists. Other non-financial assets are tested for impairment when there are indicators that the carrying amounts may not be recoverable. An impairment exists when the carrying value of an asset or a cash-generating unit exceeds its recoverable amount, which is the higher of its fair value less costs of disposal and its value in use. The calculation of the fair value less costs of disposal is based on available data from binding sales transactions in an arm's length transaction of similar assets or observable market prices less incremental costs for disposing of the asset. When value in use calculations are undertaken, management must estimate the expected future cash flows from the asset or cash-generating unit and choose a suitable discount rate in order to calculate the present value of those cash flows.

*Fair value measurement of share-based payments*

The Group has set up a share award scheme and granted restricted ordinary shares to the Group's employees. The fair values of the restricted shares are determined by the discounted cash flow method at the grant dates. Significant estimates on assumptions, including the underlying equity value and discount rate, are made by management. Further details are included in note 27 to the Historical Financial Information.

*Development costs*

Development costs are capitalised in accordance with the accounting policy for research and development costs in note 2.3 to the Historical Financial Information. Determining the amounts to be capitalised requires management to make assumptions regarding the expected future cash generation of the assets, discount rates to be applied and the expected period of benefits.

*Leases – Estimating the incremental borrowing rate*

The Group cannot readily determine the interest rate implicit in a lease, and therefore, it uses an incremental borrowing rate ("IBR") to measure lease liabilities. The IBR is the rate of interest that the Group would have to pay to borrow over a similar term, and with a similar security, the funds necessary to obtain an asset of a similar value to the right-of-use asset in a similar economic environment. The IBR therefore reflects what the Group "would have to pay", which requires estimation when no observable rates are available or when it needs to be adjusted to reflect the terms and conditions of the lease. The Group estimates the IBR using observable inputs (such as market interest rates) when available and is required to make certain entity-specific estimates (such as the subsidiary's stand-alone credit rating).



## 4. OPERATING SEGMENT INFORMATION

For management purposes, the Group is not organised into business units based on their products and has only one reportable operating segment. Management monitors the operating results of the Group's operating segment as a whole for the purpose of making decisions about resource allocation and performance assessment.

**Geographical information***(a) Revenue from external customers*

	Year ended 31 December			Six months ended 30 June	
	2021 RMB'000	2022 RMB'000	2023 RMB'000	2023 RMB'000 (unaudited)	2024 RMB'000
Chinese Mainland	1,170,683	1,073,609	1,245,501	651,024	671,829
Other countries/regions	136,568	51,796	41,907	12,395	30,531
Total revenue	<u>1,307,251</u>	<u>1,125,405</u>	<u>1,287,408</u>	<u>663,419</u>	<u>702,360</u>

The revenue information above is based on the locations of the customers.

*(b) Non-current assets*

	As at 31 December			As at 30 June	
	2021 RMB'000	2022 RMB'000	2023 RMB'000	2023 RMB'000	2024 RMB'000
Chinese Mainland	<u>435,294</u>	<u>454,825</u>	<u>467,958</u>	<u>467,958</u>	<u>482,626</u>

The non-current asset information above is based on the locations of the assets and excludes financial instruments and deferred tax assets.

**Information about major customers**

Revenue from the major customers (aggregated if under common control) which amounted to 10% or more of the Group's revenue is set out below:

	Year ended 31 December			Six months ended 30 June	
	2021 RMB'000	2022 RMB'000	2023 RMB'000	2023 RMB'000 (unaudited)	2024 RMB'000
Customer A	330,885	263,053	281,521	156,433	151,760
Customer B	96,971	91,154	131,218	61,766	81,186
Total	<u>427,856</u>	<u>354,207</u>	<u>412,739</u>	<u>218,199</u>	<u>232,946</u>

## 5. REVENUE, OTHER INCOME AND GAINS

An analysis of revenue is as follows:

	Year ended 31 December			Six months ended 30 June	
	2021 RMB'000	2022 RMB'000	2023 RMB'000	2023 RMB'000 (unaudited)	2024 RMB'000
Revenue from contracts with customers	<u>1,307,251</u>	<u>1,125,405</u>	<u>1,287,408</u>	<u>663,419</u>	<u>702,360</u>

## Revenue from contracts with customers

## (a) Disaggregated revenue information

	Year ended 31 December			Six months ended 30 June	
	2021 RMB'000	2022 RMB'000	2023 RMB'000	2023 RMB'000 (unaudited)	2024 RMB'000
<b>Types of goods or services</b>					
Sale of goods	1,268,427	1,105,105	1,218,477	639,037	645,163
Pharmaceutical services	<u>38,824</u>	<u>20,300</u>	<u>68,931</u>	<u>24,382</u>	<u>57,197</u>
Total revenue from contracts with customers	<u>1,307,251</u>	<u>1,125,405</u>	<u>1,287,408</u>	<u>663,419</u>	<u>702,360</u>
<b>Geographical markets</b>					
Chinese Mainland	1,170,683	1,073,609	1,245,501	651,024	671,829
Other countries/regions	<u>136,568</u>	<u>51,796</u>	<u>41,907</u>	<u>12,395</u>	<u>30,531</u>
Total revenue from contracts with customers	<u>1,307,251</u>	<u>1,125,405</u>	<u>1,287,408</u>	<u>663,419</u>	<u>702,360</u>
<b>Timing of revenue recognition</b>					
Transferred at a point in time	1,300,609	1,125,405	1,287,408	663,419	702,360
Transferred over time	<u>6,642</u>	<u>–</u>	<u>–</u>	<u>–</u>	<u>–</u>
Total revenue from contracts with customers	<u>1,307,251</u>	<u>1,125,405</u>	<u>1,287,408</u>	<u>663,419</u>	<u>702,360</u>

The following table shows the amounts of revenue recognised during the Relevant Periods and the six months ended 30 June 2023 that were included in the contract liabilities at the beginning of each of the Relevant Periods and the six months ended 30 June 2023 and recognised from performance obligations satisfied in previous periods:

	Year ended 31 December			Six months ended 30 June	
	2021 RMB'000	2022 RMB'000	2023 RMB'000	2023 RMB'000 (unaudited)	2024 RMB'000
Revenue recognised:					
Sale of goods	<u>20,004</u>	<u>20,122</u>	<u>15,846</u>	<u>6,058</u>	<u>9,422</u>

**(b) Performance obligations**

Information about the Group's performance obligations is summarised below:

**(i) Sale of goods**

The performance obligation is satisfied upon delivery of the goods and payment is generally due within 30 to 90 days from the date of billing.

**(ii) Pharmaceutical services***Preclinical drug development services*

The performance obligation is satisfied over time or at the point as services are rendered and payment is generally due within 10 days from the date of billing.

*Technology transfer*

The performance obligation is satisfied upon transfer of the technology and payment is generally due within 15 days from the date of transfer.

*Outsourcing manufacturing services*

The performance obligation is satisfied at the point as services are rendered, where payment in advance is normally required.

As all the amounts of transaction prices allocated to the remaining performance obligations are expected to be recognised as revenue within one year or less, the Group does not need to disclose the information about its remaining performance obligations.

An analysis of other income and gains is as follows:

	Year ended 31 December			Six months ended 30 June	
	2021	2022	2023	2023	2024
	RMB'000	RMB'000	RMB'000	RMB'000	RMB'000
				(unaudited)	
<b>Other income</b>					
Government grants*	4,349	14,110	6,410	1,425	9,025
Bank interest income	319	184	283	122	138
Rental income from an operating lease	1,960	–	–	–	–
Others	465	53	–	–	–
Total other income	7,093	14,347	6,693	1,547	9,163
<b>Gains</b>					
Foreign exchange gains, net	–	202	206	262	–
Total other income and gains	7,093	14,549	6,899	1,809	9,163

\* Government grants have been received from the PRC local government authorities to support the subsidiaries' research and development activities. There are no unfulfilled conditions related to these government grants.

## 6. PROFIT BEFORE TAX

The Group's profit before tax is arrived at after charging/(crediting):

	Notes	Year ended 31 December			Six months ended 30 June	
		2021	2022	2023	2023	2024
		RMB'000	RMB'000	RMB'000	RMB'000 (unaudited)	RMB'000
Cost of inventories sold		325,356	250,107	252,878	124,638	131,595
Cost of services provided		31,488	21,036	43,861	9,220	30,205
Research and development costs		356,844	271,143	296,739	133,858	161,800
Depreciation of property, plant and equipment*	13	132,631	158,312	127,757	65,253	37,288
Depreciation of right-of-use assets	14(a)	23,229	34,610	34,928	17,062	17,481
Amortisation of intangible assets**	15	464	505	884	234	418
Loss on disposal of items of property, plant and equipment		551	655	323	163	294
Write-down of inventories to net realisable value	16	326	37	410	42	107
Impairment losses on financial assets, net		1,025	1,844	1,176	460	6,310
Lease payments not included in the measurement of lease liabilities	14(c)	(80)	463	1,219	502	2,999
Foreign exchange differences, net		1,202	1,332	1,357	456	504
Auditor's remuneration		116	(202)	(206)	(262)	–
Listing expenses	29	283	189	200	200	200
Bank interest income	5	–	–	9,926	–	6,471
Government grants	5	(319)	(184)	(283)	(122)	(138)
Employee benefit expense (including directors', chief executive's and supervisors' remuneration as set out in note 8):		(4,349)	(14,110)	(6,410)	(1,425)	(9,025)
Salaries and other benefits		232,553	270,034	307,428	139,370	180,481
Pension scheme contributions		13,634	16,531	17,953	8,434	11,611
Equity-settled share award expense***	27	147	180	11,933	90	3,036
Total		<u>246,334</u>	<u>286,745</u>	<u>337,314</u>	<u>147,894</u>	<u>195,128</u>

\* The depreciation of property, plant and equipment is included in "Cost of sales", "Administrative expenses", "Research and development costs" and "Selling and marketing expenses" in the consolidated statements of profit or loss and other comprehensive income.

\*\* The amortisation of intangible assets is included in "Cost of sales", "Administrative expenses" and "Selling and marketing expenses" in the consolidated statements of profit or loss and other comprehensive income.

\*\*\* Equity-settled share award expense is included in "Cost of sales", "Administrative expenses", "Research and development costs" and "Selling and marketing expenses" in the consolidated statements of profit or loss and other comprehensive income.

## 7. FINANCE COSTS

An analysis of finance costs is as follows:

	Year ended 31 December			Six months ended 30 June	
	2021 RMB'000	2022 RMB'000	2023 RMB'000	2023 RMB'000 (unaudited)	2024 RMB'000
Interest on bank borrowings	9,695	9,020	9,329	4,769	3,749
Interest on lease liabilities ( <i>note 14(c)</i> )	25	22	57	5	40
Total	<u>9,720</u>	<u>9,042</u>	<u>9,386</u>	<u>4,774</u>	<u>3,789</u>

## 8. DIRECTORS', SUPERVISORS' AND CHIEF EXECUTIVE'S REMUNERATION

The remuneration of the directors, supervisors and chief executive as recorded is set out below:

	Year ended 31 December			Six months ended 30 June	
	2021 RMB'000	2022 RMB'000	2023 RMB'000	2023 RMB'000 (unaudited)	2024 RMB'000
Fees	<u>–</u>	<u>–</u>	<u>45</u>	<u>–</u>	<u>270</u>
Other emoluments:					
Salaries, bonuses, allowances and benefits in kind	3,075	3,756	4,071	1,979	2,398
Equity-settled share award expense	23	29	10,439	14	1,510
Pension scheme contributions	<u>99</u>	<u>111</u>	<u>125</u>	<u>57</u>	<u>105</u>
Subtotal	<u>3,197</u>	<u>3,896</u>	<u>14,635</u>	<u>2,050</u>	<u>4,013</u>
Total fees and other emoluments	<u>3,197</u>	<u>3,896</u>	<u>14,680</u>	<u>2,050</u>	<u>4,283</u>

## (a) Independent non-executive directors

The fees paid to independent non-executive directors during the Relevant Periods and the six months ended 30 June 2023 are as follows:

	Year ended 31 December			Six months ended 30 June	
	2021 RMB'000	2022 RMB'000	2023 RMB'000	2023 RMB'000 (unaudited)	2024 RMB'000
Mr. Zhou Zhihui	–	–	15	–	90
Ms. He Meiyi	–	–	15	–	90
Mr. Zhou Demin	–	–	15	–	90
Total	–	–	45	–	270

Mr. Zhou Zhihui, Ms. He Meiyi and Mr. Zhou Demin were appointed as independent non-executive directors of the Company in November 2023.

There were no other emoluments payable to the independent non-executive directors during the Relevant Periods.

## (b) Directors, supervisors and chief executive

Year ended 31 December 2021

	Salaries, bonuses, allowances and benefits in kind RMB'000	Equity- settled share award expense RMB'000	Pension scheme contributions RMB'000	Total remuneration RMB'000
Directors:				
Mr. Li Bangliang (i)	–	–	–	–
Mr. Fu Hang (chief executive) (ii)	1,172	–	33	1,205
Mr. Zhou Wei (iii)	1,239	3	33	1,275
Mr. Wu Hui (iv)	–	–	–	–
Ms. Dong Danqing (v)	–	–	–	–
Ms. Chen Yanfeng (vi)	–	–	–	–
Ms. Jiang Yilin (vii)	–	–	–	–
Mr. Wu Qiyuan (viii)	–	17	–	17
Mr. Wu Shihang (ix)	–	–	–	–
Ms. Ma Honglan (x)	–	–	–	–
Mr. Albert Esteve Cruella (xi)	–	–	–	–
Mr. Staffan Schuberg (xii)	–	–	–	–
Mr. Li Yuedong (xiii)	–	–	–	–
Mr. Qiu Yang (xiv)	–	–	–	–
Subtotal	2,411	20	66	2,497
Supervisor:				
Ms. Huang Xiu (xv)	664	3	33	700
Total	3,075	23	99	3,197

Year ended 31 December 2022

	Salaries, bonuses, allowances and benefits in kind RMB'000	Equity- settled share award expense RMB'000	Pension scheme contributions RMB'000	Total remuneration RMB'000
Directors:				
Mr. Li Bangliang (i)	–	–	–	–
Mr. Fu Hang (chief executive) (ii)	1,162	–	37	1,199
Mr. Zhou Wei (iii)	1,682	4	37	1,723
Mr. Wu Hui (iv)	–	–	–	–
Ms. Dong Danqing (v)	–	–	–	–
Ms. Chen Yanfeng (vi)	–	–	–	–
Ms. Jiang Yilin (vii)	–	–	–	–
Mr. Wu Qiyuan (viii)	–	21	–	21
Mr. Wu Shihang (ix)	–	–	–	–
Ms. Ma Honglan (x)	–	–	–	–
Mr. Albert Esteve Cruella (xi)	–	–	–	–
Mr. Staffan Schuberg (xii)	–	–	–	–
Subtotal	2,844	25	74	2,943
Supervisor:				
Ms. Huang Xiu (xv)	912	4	37	953
Total	3,756	29	111	3,896

Year ended 31 December 2023

	Salaries, bonuses, allowances and benefits in kind RMB'000	Equity- settled share award expense RMB'000	Pension scheme contributions RMB'000	Total remuneration RMB'000
Directors:				
Mr. Fu Hang (chief executive) (ii)	1,505	929	40	2,474
Mr. Zhou Wei (iii)	1,583	393	40	2,016
Mr. Wu Shihang (ix)	–	–	–	–
Ms. Ma Honglan (x)	–	–	–	–
Mr. Albert Esteve Cruella (xi)	–	–	–	–
Mr. Fei Junjie (xvi)	–	–	–	–
Mr. Li Bangliang (i)	–	8,984	–	8,984
Mr. Wu Hui (iv)	–	–	–	–
Ms. Dong Danqing (v)	–	–	–	–
Ms. Chen Yanfeng (vi)	–	–	–	–
Ms. Jiang Yilin (vii)	–	–	–	–
Mr. Wu Qiyuan (viii)	–	31	–	31
Mr. Staffan Schuberg (xii)	–	–	–	–
Subtotal	3,088	10,337	80	13,505
Supervisors:				
Mr. Ye Jiancai (xvii)	71	3	3	77
Mr. Xu Feihu (xviii)	97	–	3	100
Ms. Zhao Fei (xix)	37	–	2	39
Ms. Huang Xiu (xv)	778	99	37	914
Total	4,071	10,439	125	14,635



Six months ended 30 June 2023 (unaudited)

	Salaries, bonuses, allowances and benefits in kind RMB'000	Equity- settled share award expense RMB'000	Pension scheme contributions RMB'000	Total remuneration RMB'000
Directors:				
Mr. Li Bangliang (i)	–	–	–	–
Mr. Fu Hang (chief executive) (ii)	750	–	19	769
Mr. Zhou Wei (iii)	788	2	19	809
Mr. Wu Hui (iv)	–	–	–	–
Ms. Dong Danqing (v)	–	–	–	–
Ms. Chen Yanfeng (vi)	–	–	–	–
Ms. Jiang Yilin (vii)	–	–	–	–
Mr. Wu Qiyuan (viii)	–	10	–	10
Mr. Wu Shihang (ix)	–	–	–	–
Ms. Ma Honglan (x)	–	–	–	–
Mr. Albert Esteve Cruella (xi)	–	–	–	–
Mr. Staffan Schuberg (xii)	–	–	–	–
Subtotal	1,538	12	38	1,588
Supervisor:				
Ms. Huang Xiu (xv)	441	2	19	462
Total	1,979	14	57	2,050

Six months ended 30 June 2024

	Salaries, bonuses, allowances and benefits in kind RMB'000	Equity- settled share award expense RMB'000	Pension scheme contributions RMB'000	Total remuneration RMB'000
Executive directors:				
Mr. Fu Hang (chief executive) (ii)	790	1,053	21	1,864
Mr. Zhou Wei (iii)	829	439	21	1,289
Subtotal	1,619	1,492	42	3,153
Non-executive directors:				
Mr. Wu Shihang (ix)	–	–	–	–
Ms. Ma Honglan (x)	–	–	–	–
Mr. Albert Esteve Cruella (xi)	–	–	–	–
Mr. Fei Junjie (xvi)	–	–	–	–
Subtotal	–	–	–	–
Supervisors:				
Mr. Ye Jiancai (xvii)	275	18	21	314
Mr. Xu Feihu (xviii)	346	–	21	367
Ms. Zhao Fei (xix)	158	–	21	179
Total	2,398	1,510	105	4,013

- (i) Mr. Li Bangliang was appointed as the vice chairman of the board of directors of the Company in May 1994 and resigned in May 2000, and then appointed as the chairman of the board of directors of the Company in June 2000 and resigned in November 2023.
- (ii) Mr. Fu Hang was appointed as a director of the Company in February 2000 and resigned in November 2023, and then appointed as the chairman of the board of directors of the Company in November 2023.
- (iii) Mr. Zhou Wei was appointed as a director of the Company in May 2019.
- (iv) Mr. Wu Hui was appointed as a director of the Company in November 2018 and resigned from the Company in November 2023.
- (v) Ms. Dong Danqing was appointed as a director of the Company in April 2008 and resigned from the Company in November 2023.
- (vi) Ms. Chen Yanfeng was appointed as a director of the Company in May 2019 and resigned from the Company in November 2023.
- (vii) Ms. Jiang Yilin was appointed as a director of the Company in October 2017 and resigned from the Company in May 2023.
- (viii) Mr. Wu Qiyuan was appointed as the vice chairman of the board of directors of the Company in May 1994 and resigned in March 1999, and then appointed as a director of the Company in April 1999 and resigned from the Company in November 2023.
- (ix) Mr. Wu Shihang was appointed as a director of the Company in October 2021.
- (x) Ms. Ma Honglan was appointed as a director of the Company in October 2021.
- (xi) Mr. Albert Esteve Cruella was appointed as a director of the Company in June 2007.
- (xii) Mr. Staffan Schuberg was appointed as a director of the Company in May 2019 and resigned from the Company in November 2023.
- (xiii) Mr. Li Yuedong was appointed as a director of the Company in October 2017 and resigned from the Company in October 2021.
- (xiv) Mr. Qiu Yang was appointed as a director of the Company in October 2017 and resigned from the Company in October 2021.
- (xv) Ms. Huang Xiu was appointed as a supervisor of the Company in October 2010 and resigned from the supervisor in November 2023.
- (xvi) Mr. Fei Junjie was appointed as a director of the Company in May 2023.
- (xvii) Mr. Ye Jiancai was appointed as a supervisor of the Company in November 2023.
- (xviii) Mr. Xu Feihu was appointed as a supervisor of the Company in November 2023.
- (xix) Ms. Zhao Fei was appointed as a supervisor of the Company in November 2023.

Mr. Fu Hang and Mr. Zhou Wei were re-designated as executive directors of the Company in January 2024.

Ms. Ma Honglan, Mr. Wu Shihang, Mr. Fei Junjie and Mr. Albert Esteve Cruella were re-designated as non-executive directors of the Company in January 2024.

There were no arrangement under which a director, a supervisor or the chief executive waived or agreed to waive any remuneration during the Relevant Periods.

## 9. FIVE HIGHEST PAID EMPLOYEES

The five highest paid employees during the Relevant Periods and the six months ended 30 June 2023 included two, two, two, two and two directors, respectively, details of whose remuneration are set out in note 8 above. Details of the remuneration for the remaining three, three, three, three and three highest paid employees who are not a director of the Company during the Relevant Periods and the six months ended 30 June 2023 are as follows:

	Year ended 31 December			Six months ended 30 June	
	2021	2022	2023	2023	2024
	RMB'000	RMB'000	RMB'000	RMB'000 (unaudited)	RMB'000
Salaries, bonuses, allowances and benefits in kind	3,683	5,282	2,192	1,834	1,880
Equity-settled share award expense	6	18	9,133	15	35
Pension scheme contributions	69	74	80	56	63
	<u>          </u>	<u>          </u>	<u>          </u>	<u>          </u>	<u>          </u>
Total	<u>3,758</u>	<u>5,374</u>	<u>11,405</u>	<u>1,905</u>	<u>1,978</u>

The number of non-director and non-chief executive highest paid employees whose remuneration fell within the following bands is as follows:

	Year ended 31 December			Six months ended 30 June	
	2021	2022	2023	2023	2024
				(unaudited)	
Nil to HK\$1,000,000	–	–	–	3	3
HK\$1,000,001 to HK\$1,500,000	3	1	1	–	–
HK\$1,500,001 to HK\$2,000,000	–	2	1	–	–
HK\$9,000,001 to HK\$10,000,000	–	–	1	–	–
	<u>          </u>	<u>          </u>	<u>          </u>	<u>          </u>	<u>          </u>
Total	<u>3</u>	<u>3</u>	<u>3</u>	<u>3</u>	<u>3</u>

## 10. INCOME TAX

The Group is subject to income tax on an entity basis on profits arising in or derived from the jurisdictions in which members of the Group are domiciled and operate.

Under the Law of the PRC on Enterprise Income Tax (the “EIT Law”) and Implementation Regulation of the EIT Law, the EIT rate of the PRC subsidiary was 25% during the Relevant Periods. The Company was accredited as a “High and New Technology Enterprise” (“HNTE”) in 2021 and the certificate was extended in December 2023. Therefore, the Company was entitled to a preferential EIT rate of 15% for the Relevant Periods. The qualification as a HNTE is subject to review by the relevant tax authority in the PRC every three years.

The income tax charge/(credit) of the Group during the Relevant Periods and the six months ended 30 June 2023 is analysed as follows:

	Year ended 31 December			Six months ended 30 June	
	2021	2022	2023	2023	2024
	RMB'000	RMB'000	RMB'000	RMB'000	RMB'000
				(unaudited)	
Current tax – Chinese Mainland					
Charge for the year/period	658	–	435	–	26,164
Deferred tax	7,464	(8,448)	14,722	11,024	(1,679)
Total tax charge/(credit)	8,122	(8,448)	15,157	11,024	24,485

A reconciliation of the tax charge/(credit) applicable to profit before tax at the statutory rate to the tax expense at the effective tax rate is as follows:

	Year ended 31 December			Six months ended 30 June	
	2021	2022	2023	2023	2024
	RMB'000	RMB'000	RMB'000	RMB'000	RMB'000
				(unaudited)	
Profit before tax	127,535	51,419	134,932	107,385	129,833
Tax at the statutory tax rate of 25%	31,884	12,855	33,733	26,846	32,458
Lower tax rate for specific provinces or enacted by local authority	(12,754)	(5,142)	(13,493)	(10,739)	(12,983)
Expenses not deductible for tax	8,229	7,586	8,667	3,450	6,150
Additional deductible allowance for research and development costs	(19,895)	(23,747)	(13,750)	(8,533)	(3,014)
Adjustments in respect of current tax of previous periods*	658	–	–	–	1,874
Tax charge/(credit) at the Group's effective tax rate	8,122	(8,448)	15,157	11,024	24,485

\* The amount for the six months ended 30 June 2024 represented the adjustment of additional deductible allowance for R&D costs according to the annual income tax filing in May 2024.

## 11. DIVIDEND

On 19 May 2022, the Company declared a cash dividend of RMB12,000,000 to the shareholders of the Company. The dividend was fully paid by November 2022.

## 12. EARNINGS PER SHARE ATTRIBUTABLE TO ORDINARY EQUITY HOLDERS OF THE PARENT

The calculation of the basic earnings per share amounts is based on the profit for the year/period attributable to ordinary equity holders of the parent, and the weighted average numbers of the shares in issue during the Relevant Periods and the six months ended 30 June 2023. The Group had no potentially dilutive ordinary shares in issue during the Relevant Periods, no adjustment has been made on the basic earnings per share amounts presented for the Relevant Periods and the six months ended 30 June 2023.

The weighted average numbers of shares for the purpose of basic/diluted earnings per share amounts for the Relevant Periods and the six months ended 30 June 2023 is calculated based on the assumption that the Company's conversion into a joint stock limited company as set out in note 25 to the Historical Financial Information has been adjusted retrospectively.

The calculation of basic and diluted earnings per share is based on:

	Year ended 31 December			Six months ended 30 June	
	2021 RMB'000	2022 RMB'000	2023 RMB'000	2023 RMB'000 (unaudited)	2024 RMB'000
<b>Earnings</b>					
Profit attributable to ordinary equity holders of the parent, used in the basic and diluted earnings per share calculation	119,413	59,867	119,775	96,361	105,348
<b>Shares</b>					
Weighted average number of ordinary shares in issue during the year/period used in the basic and diluted earnings per share calculation	200,000,000	200,000,000	200,000,000	200,000,000	200,000,000
Earnings per share (RMB per share)	0.60	0.30	0.60	0.48	0.53

## 13. PROPERTY, PLANT AND EQUIPMENT

## Group and Company

31 December 2021	Buildings RMB'000	Machinery RMB'000	Electronic and office equipment RMB'000	Motor vehicles RMB'000	Construction in progress RMB'000	Total RMB'000
At 1 January 2021:						
Cost	131,134	181,476	6,877	4,656	140,706	464,849
Accumulated depreciation	(50,180)	(66,154)	(3,790)	(3,208)	–	(123,332)
Net carrying amount	<u>80,954</u>	<u>115,322</u>	<u>3,087</u>	<u>1,448</u>	<u>140,706</u>	<u>341,517</u>
At 1 January 2021, net of accumulated depreciation	80,954	115,322	3,087	1,448	140,706	341,517
Additions	–	61,628	814	–	16,597	79,039
Disposals	–	(326)	(22)	(26)	–	(374)
Depreciation provided during the year (note 6)	(5,234)	(16,453)	(1,128)	(414)	–	(23,229)
Transfer within property, plant and equipment	<u>137,599</u>	<u>19,346</u>	<u>–</u>	<u>–</u>	<u>(156,945)</u>	<u>–</u>
At 31 December 2021, net of accumulated depreciation	<u>213,319</u>	<u>179,517</u>	<u>2,751</u>	<u>1,008</u>	<u>358</u>	<u>396,953</u>
At 31 December 2021:						
Cost	268,733	259,802	7,572	4,401	358	540,866
Accumulated depreciation	(55,414)	(80,285)	(4,821)	(3,393)	–	(143,913)
Net carrying amount	<u>213,319</u>	<u>179,517</u>	<u>2,751</u>	<u>1,008</u>	<u>358</u>	<u>396,953</u>

31 December 2022	Buildings RMB'000	Machinery RMB'000	Electronic and office equipment RMB'000	Motor vehicles RMB'000	Construction in progress RMB'000	Total RMB'000
At 1 January 2022:						
Cost	268,733	259,802	7,572	4,401	358	540,866
Accumulated depreciation	(55,414)	(80,285)	(4,821)	(3,393)	–	(143,913)
Net carrying amount	<u>213,319</u>	<u>179,517</u>	<u>2,751</u>	<u>1,008</u>	<u>358</u>	<u>396,953</u>
At 1 January 2022, net of accumulated depreciation	213,319	179,517	2,751	1,008	358	396,953
Additions	3,121	17,297	1,131	–	1,489	23,038
Disposals	–	(48)	–	–	–	(48)
Depreciation provided during the year (note 6)	(11,960)	(21,175)	(1,141)	(334)	–	(34,610)
At 31 December 2022, net of accumulated depreciation	<u>204,480</u>	<u>175,591</u>	<u>2,741</u>	<u>674</u>	<u>1,847</u>	<u>385,333</u>
At 31 December 2022:						
Cost	271,854	277,045	8,703	4,401	1,847	563,850
Accumulated depreciation	(67,374)	(101,454)	(5,962)	(3,727)	–	(178,517)
Net carrying amount	<u>204,480</u>	<u>175,591</u>	<u>2,741</u>	<u>674</u>	<u>1,847</u>	<u>385,333</u>



31 December 2023	Buildings RMB'000	Machinery RMB'000	Electronic and office equipment RMB'000	Motor vehicles RMB'000	Construction in progress RMB'000	Total RMB'000
At 1 January 2023:						
Cost	271,854	277,045	8,703	4,401	1,847	563,850
Accumulated depreciation	(67,374)	(101,454)	(5,962)	(3,727)	–	(178,517)
Net carrying amount	<u>204,480</u>	<u>175,591</u>	<u>2,741</u>	<u>674</u>	<u>1,847</u>	<u>385,333</u>
At 1 January 2023, net of accumulated depreciation	204,480	175,591	2,741	674	1,847	385,333
Additions	–	19,122	1,334	–	1,803	22,259
Disposals	–	(361)	(51)	–	–	(412)
Depreciation provided during the year (note 6)	(12,006)	(21,551)	(1,137)	(234)	–	(34,928)
Transfer within property, plant and equipment	2,180	–	–	–	(2,180)	–
Transfer to intangible assets (note 15)	–	–	–	–	(783)	(783)
At 31 December 2023, net of accumulated depreciation	<u>194,654</u>	<u>172,801</u>	<u>2,887</u>	<u>440</u>	<u>687</u>	<u>371,469</u>
At 31 December 2023:						
Cost	274,034	293,649	9,522	4,401	687	582,293
Accumulated depreciation	(79,380)	(120,848)	(6,635)	(3,961)	–	(210,824)
Net carrying amount	<u>194,654</u>	<u>172,801</u>	<u>2,887</u>	<u>440</u>	<u>687</u>	<u>371,469</u>

30 June 2024	Buildings RMB'000	Machinery RMB'000	Electronic and office equipment RMB'000	Motor vehicles RMB'000	Construction in progress RMB'000	Total RMB'000
At 1 January 2024:						
Cost	274,034	293,649	9,522	4,401	687	582,293
Accumulated depreciation	(79,380)	(120,848)	(6,635)	(3,961)	–	(210,824)
Net carrying amount	<u>194,654</u>	<u>172,801</u>	<u>2,887</u>	<u>440</u>	<u>687</u>	<u>371,469</u>
At 1 January 2024, net of accumulated depreciation	194,654	172,801	2,887	440	687	371,469
Additions	–	6,604	309	–	1,530	8,443
Disposals	–	(143)	–	–	–	(143)
Depreciation provided during the period (note 6)	(6,204)	(10,777)	(500)	–	–	(17,481)
Transfer within property, plant and equipment	<u>2,036</u>	<u>–</u>	<u>–</u>	<u>–</u>	<u>(2,036)</u>	<u>–</u>
At 30 June 2024, net of accumulated depreciation	<u>190,486</u>	<u>168,485</u>	<u>2,696</u>	<u>440</u>	<u>181</u>	<u>362,288</u>
At 30 June 2024:						
Cost	276,070	300,110	9,831	4,401	181	590,593
Accumulated depreciation	(85,584)	(131,625)	(7,135)	(3,961)	–	(228,305)
Net carrying amount	<u>190,486</u>	<u>168,485</u>	<u>2,696</u>	<u>440</u>	<u>181</u>	<u>362,288</u>

Certain of the Group's buildings with net carrying amounts of approximately RMB172,977,000, RMB196,601,000, RMB156,624,000 and RMB182,386,000 as at 31 December 2021, 2022 and 2023 and 30 June 2024, respectively, were pledged to secure bank loans (note 22).

The Group was still in the process of applying title certificates of the Group's buildings and structures of RMB1,305,000, RMB1,137,000, RMB969,000 and RMB885,000 as at 31 December 2021, 2022 and 2023 and 30 June 2024, respectively.

## 14. LEASES

**The Group as a lessee**

The Group has lease contracts for warehouses and office premises used in its operations. Lump sum payments were made upfront to acquire the leasehold land from the government with lease periods of 32 years, and no ongoing payments will be made under the terms of these land leases. Leases of warehouses and office premises generally have lease terms between 2 and 3 years. Generally, the Group is restricted from assigning and subleasing the leased assets outside the Group. There are no lease contracts that include extension or termination options and variable lease payments.

**(a) Right-of-use assets**

The carrying amounts of the Group's right-of-use assets and the movements during the Relevant Periods are as follows:

	<b>Leasehold land</b> RMB'000	<b>Warehouses and office premises</b> RMB'000	<b>Total</b> RMB'000
As at 1 January 2021	462	114	576
Additions	–	860	860
Depreciation charge (note 6)	(154)	(310)	(464)
As at 31 December 2021 and 1 January 2022	308	664	972
Depreciation charge (note 6)	(154)	(351)	(505)
As at 31 December 2022 and 1 January 2023	154	313	467
Additions	–	2,507	2,507
Depreciation charge (note 6)	(154)	(730)	(884)
As at 31 December 2023 and 1 January 2024	–	2,090	2,090
Depreciation charge (note 6)	–	(418)	(418)
As at 30 June 2024	–	1,672	1,672

The Group's leasehold land with net carrying amounts of RMB308,000, RMB154,000, nil and nil as at 31 December 2021, 2022 and 2023 and 30 June 2024, respectively, were pledged to secure bank loans (note 22).

On 29 December 2023, the terms of the leasehold land were freely extended from 30 December 2023 to 8 February 2029, which was approved by the local government.

(b) *Lease liabilities*

The carrying amounts of lease liabilities and the movements during the Relevant Periods are as follows:

	Year ended 31 December			Six months ended 30 June 2024
	2021	2022	2023	2024
	RMB'000	RMB'000	RMB'000	RMB'000
Carrying amount at beginning of the year/period	76	637	326	1,710
New leases	860	–	2,507	–
Accretion of interest recognised during the year/period	25	22	57	40
Payments	(324)	(333)	(1,180)	–
Carrying amount at end of the year/period	637	326	1,710	1,750
Analysed into:				
Current portion	311	326	773	1,280
Non-current portion	326	–	937	470

The maturity analysis of lease liabilities is disclosed in note 34 to the Historical Financial Information.

## (c) The amounts recognised in profit or loss in relation to leases are as follows:

	Year ended 31 December			Six months ended 30 June	
	2021	2022	2023	2023	2024
	RMB'000	RMB'000	RMB'000	RMB'000	RMB'000
				(unaudited)	
Interest on lease liabilities (note 7)	25	22	57	5	40
Depreciation charge of right-of-use assets	464	505	884	166	418
Expenses relating to short-term leases and leases of low-value assets (note 6)	1,202	1,332	1,357	456	504
Total amount recognised in profit or loss	1,691	1,859	2,298	627	962

## (d) The total cash outflow for leases is disclosed in note 29(c) to the Historical Financial Information.

**The Group as a lessor**

The Group leases its buildings under operating lease arrangements. Rental income recognised by the Group in 2021 was RMB1,960,000, details of which are included in note 5 to the Historical Financial Information.

**15. INTANGIBLE ASSETS****Group and Company**

<b>31 December 2021</b>	<b>Software</b> <i>RMB'000</i>	<b>Patents and licences</b> <i>RMB'000</i>	<b>Trademark</b> <i>RMB'000</i>	<b>Deferred development costs</b> <i>RMB'000</i>	<b>Total</b> <i>RMB'000</i>
At 1 January 2021:					
Cost	3,124	32,086	124	21,479	56,813
Accumulated amortisation	(2,258)	(32,086)	(96)	–	(34,440)
Net carrying amount	<u>866</u>	<u>–</u>	<u>28</u>	<u>21,479</u>	<u>22,373</u>
At 1 January 2021, net of accumulated amortisation	866	–	28	21,479	22,373
Additions	–	–	–	8,967	8,967
Amortisation provided during the year ( <i>note 6</i> )	(539)	–	(12)	–	(551)
At 31 December 2021, net of accumulated amortisation:	<u>327</u>	<u>–</u>	<u>16</u>	<u>30,446</u>	<u>30,789</u>
At 31 December 2021:					
Cost	3,124	32,086	124	30,446	65,780
Accumulated amortisation	(2,797)	(32,086)	(108)	–	(34,991)
Net carrying amount	<u>327</u>	<u>–</u>	<u>16</u>	<u>30,446</u>	<u>30,789</u>

31 December 2022	Software RMB'000	Patents and licences RMB'000	Trademark RMB'000	Deferred development costs RMB'000	Total RMB'000
At 1 January 2022:					
Cost	3,124	32,086	124	30,446	65,780
Accumulated amortisation	(2,797)	(32,086)	(108)	–	(34,991)
Net carrying amount	327	–	16	30,446	30,789
At 1 January 2022, net of accumulated amortisation	327	–	16	30,446	30,789
Additions	502	–	–	35,153	35,655
Amortisation provided during the year ( <i>note 6</i> )	(643)	–	(12)	–	(655)
At 31 December 2022, net of accumulated amortisation	186	–	4	65,599	65,789
At 31 December 2022:					
Cost	3,626	32,086	124	65,599	101,435
Accumulated amortisation	(3,440)	(32,086)	(120)	–	(35,646)
Net carrying amount	186	–	4	65,599	65,789

31 December 2023	Software RMB'000	Patents and licences RMB'000	Trademark RMB'000	Deferred development costs RMB'000	Total RMB'000
At 1 January 2023:					
Cost	3,626	32,086	124	65,599	101,435
Accumulated amortisation	(3,440)	(32,086)	(120)	–	(35,646)
Net carrying amount	186	–	4	65,599	65,789
At 1 January 2023, net of accumulated amortisation	186	–	4	65,599	65,789
Additions	399	–	–	24,699	25,098
Transfer from construction in progress ( <i>note 13</i> )	783	–	–	–	783
Amortisation provided during the year ( <i>note 6</i> )	(319)	–	(4)	–	(323)
At 31 December 2023, net of accumulated amortisation	1,049	–	–	90,298	91,347
At 31 December 2023:					
Cost	4,808	32,086	124	90,298	127,316
Accumulated amortisation	(3,759)	(32,086)	(124)	–	(35,969)
Net carrying amount	1,049	–	–	90,298	91,347



30 June 2024	Software RMB'000	Patents and licences RMB'000	Trademark RMB'000	Deferred development costs RMB'000	Total RMB'000
At 1 January 2024:					
Cost	4,808	32,086	124	90,298	127,316
Accumulated amortisation	(3,759)	(32,086)	(124)	–	(35,969)
Net carrying amount	<u>1,049</u>	<u>–</u>	<u>–</u>	<u>90,298</u>	<u>91,347</u>
At 1 January 2024, net of accumulated amortisation	1,049	–	–	90,298	91,347
Additions	147	–	–	24,786	24,933
Amortisation provided during the period (note 6)	(294)	–	–	–	(294)
At 30 June 2024, net of accumulated amortisation	<u>902</u>	<u>–</u>	<u>–</u>	<u>115,084</u>	<u>115,986</u>
At 30 June 2024:					
Cost	4,955	32,086	124	115,084	152,249
Accumulated amortisation	(4,053)	(32,086)	(124)	–	(36,263)
Net carrying amount	<u>902</u>	<u>–</u>	<u>–</u>	<u>115,084</u>	<u>115,986</u>

#### Impairment testing of deferred development costs

The management of the Group performed annual impairment testing during the Relevant Periods for deferred development costs which were not yet available for use. For impairment testing, deferred development costs are allocated to the cash-generating unit (“CGU”), which is supposed to be able to generate cash flows independently from those of the other products.

Impairment review on the deferred development costs of the Group is conducted by the management of the Group by engaging an independent qualified professional valuer, Kun Yuan Asset Appraisal Co., Ltd. (“Kun Yuan”), to estimate the recoverable amount of the CGU at the end of each year.

For the purpose of impairment review, the recoverable amount of the CGU is determined based on the fair value less costs of disposal. The fair value of the deferred development costs not yet available for use was determined using the relief from royalty method, taking into account the nature of the assets, using cash flow projections and the royalty rates. The Group recognises development costs as follows:

JY06 (Jixinfen), a granulocyte colony-stimulating factor (“G-CSF”) product modified by polyethylene glycol modification, have been submitted to the New Drug Application (“NDA”), with the National Medical Products Administration (“NMPA”) in May 2023. The Phase III clinical trial of JY29-2 (Jiyoutai), the semaglutide biosimilar modified with fatty acid, had been completed in October 2023, and its NDA was accepted in April 2024.

The CGU of JY06 (Jixinfen) will generate cash inflows starting from 2025 based on the timing of clinical development, regulatory approval and commercial ramp-up which is expected to reach its peak in 2032, and up to the end of the exclusivity for the product. The CGU of JY29-2 (Jiyoutai) will generate cash inflows starting from year 2026 based on the timing of clinical development, regulatory approval and commercial ramp-up which is expected to reach its peak in 2030, and up to the end of the exclusivity for the product. The management considers the length of the forecast period is appropriate because it generally takes longer for a biopharma company to generate positive cash flows, compared to companies in other industries, especially when the concerned products are under clinical trial. Hence, the management believes that an estimation of forecast period for the cash-generating unit being longer than five years is justifiable and consistent with industry practice.

With the assistance of Kun Yuan, the management determined the recoverable amount of the above CGU based on the key assumptions, the carrying amounts of two products during the Relevant Periods are as follows:

	As at 31 December			As at
	2021	2022	2023	30 June
	RMB'000	RMB'000	RMB'000	2024
				RMB'000
JY06 (Jixinfen)	30,446	47,281	52,558	56,776
JY29-2 (Jiyoutai)	N/A	18,318	37,740	58,308
Total	30,446	65,599	90,298	115,084

The following describes each key assumption on which management has based its cash flow projections to undertake impairment testing of development costs:

(a) *The annual revenue growth rates*

	As at 31 December			As at
	2021	2022	2023	30 June
				2024
The annual revenue growth rate of JY06 (Jixinfen) till 2032	20.64%~54.96%	20.64%~54.96%	20.64%~54.96%	20.64%~48.18%
The annual revenue growth rate of JY29-2 (Jiyoutai) till 2032	N/A	-2.89%~415.4%	-2.89%~415.4%	-2.89%~415.4%

The annual revenue growth rates for the forecast period were determined by the management based on their expectation for market and product development.

(b) *The royalty rates*

	As at 31 December			As at
	2021	2022	2023	30 June
				2024
JY06 (Jixinfen)	11.78%	12.34%	12.90%	12.90%
JY29-2 (Jiyoutai)	N/A	11.78%	12.20%	12.48%

During the Relevant Periods, the royalty rates of the Company's patents are determined, according to the royalty rates of the industry and the adjustment coefficient.

(c) *The pre-tax discount rates*

	As at 31 December			As at
	2021	2022	2023	30 June
				2024
JY06 (Jixinfen)	15.38%	15.14%	14.62%	14.23%
JY29-2 (Jiyoutai)	N/A	15.59%	15.07%	14.42%

The pre-tax discount rates used are before tax and reflect specific risks relating to the units.

Details of the headroom measured by excess of the recoverable amounts over the carrying amounts of the CGU as of 31 December 2021, 2022 and 2023 and 30 June 2024 are set out as follows:

	As at 31 December			As at
	2021	2022	2023	30 June
	RMB'000	RMB'000	RMB'000	2024
				RMB'000
JY06 (Jixinfen)	7,944	14,049	22,522	19,574
JY29-2 (Jiyoutai)	N/A	201,582	225,980	226,122

(d) *Sensitivity analysis*

The Group performed the sensitivity analysis based on the assumption that annual revenue growth rates, pre-tax discount rates and royalty rates have been changed. The following table sets out the impact of variations in each of the key assumptions. Had these estimated key assumptions been changed as below, the headroom would have increased/(decreased) as follows:

JY06 (Jixinfen):

	As at 31 December			As at
	2021	2022	2023	30 June
	RMB'000	RMB'000	RMB'000	2024
				RMB'000
Annual revenue growth rate increased by 5%	10,350	11,540	13,140	13,213
Annual revenue growth rate decreased by 5%	(8,810)	(9,820)	(11,160)	(11,233)
Pre-tax discount rate increased by 1%	(2,460)	(2,750)	(3,130)	(3,205)
Pre-tax discount rate decreased by 1%	2,600	2,900	3,320	3,416
Royalty rate increased by 1%	5,220	5,550	6,010	6,114
Royalty rate decreased by 1%	(5,230)	(5,550)	(6,010)	(6,101)

JY29-2 (Jiyoutai):

	As at 31 December			As at
	2021	2022	2023	30 June
	RMB'000	RMB'000	RMB'000	2024
				RMB'000
Annual revenue growth rate increased by 5%	N/A	27,410	30,810	33,362
Annual revenue growth rate decreased by 5%	N/A	(24,470)	(27,510)	(29,789)
Pre-tax discount rate increased by 1%	N/A	(8,370)	(9,440)	(10,257)
Pre-tax discount rate decreased by 1%	N/A	8,790	9,930	10,796
Royalty rate increased by 1%	N/A	20,820	22,490	23,661
Royalty rate decreased by 1%	N/A	(20,800)	(22,490)	(23,667)

For the years ended 31 December 2021, 2022 and 2023 and the six months ended 30 June 2024, the management considered no reasonably possible change in the key assumptions mentioned above would cause the carrying amounts of the CGU to exceed their recoverable amounts.

The management determined that there was no impairment of its CGU as of 31 December 2021, 2022 and 2023 and 30 June 2024.

## 16. INVENTORIES

## Group and Company

	As at 31 December			As at
	2021	2022	2023	30 June
	RMB'000	RMB'000	RMB'000	2024
				RMB'000
Raw materials and consumables	54,401	39,245	52,138	44,937
Work in progress	81,181	69,390	75,153	72,439
Finished goods	32,703	36,146	35,076	38,387
Contract costs	34,874	29,668	9,966	9,966
Subtotal	203,159	174,449	172,333	165,729
Provision for impairment of inventories	(1,630)	(2,551)	(2,519)	(7,718)
Total	201,529	171,898	169,814	158,011

For the years ended 31 December 2021, 2022 and 2023 and the six months ended 30 June 2024, the impairment of inventories recognised in cost of sales amounted to RMB1,025,000, RMB1,844,000, RMB1,176,000 and RMB6,310,000, respectively.

## 17. TRADE AND BILLS RECEIVABLES

## Group and Company

	As at 31 December			As at
	2021	2022	2023	30 June
	RMB'000	RMB'000	RMB'000	2024
				RMB'000
Trade receivables	342,522	412,182	484,801	566,664
Bills receivable	35,719	19,272	17,458	8,858
Financial assets at fair value through other comprehensive income	32,973	44,441	32,965	39,340
Impairment	(909)	(1,393)	(2,713)	(5,015)
Net carrying amount	410,305	474,502	532,511	609,847

The Group's trading terms with its customers are mainly on credit as well as payment in advance. The credit period is generally one month to three months. Each customer has a maximum credit limit. The Group seeks to maintain strict control over its outstanding receivables and has a credit control department to minimise credit risk. Overdue balances are reviewed regularly by senior management. The Group does not hold any collateral or other credit enhancements over its trade and bills receivables balances. Trade and bills receivables are non-interest-bearing.

An ageing analysis of the trade and bills receivables of the Group as at the end of each reporting period, based on the invoice date and net of loss allowance, is as follows:

	As at 31 December			As at
	2021	2022	2023	30 June
	RMB'000	RMB'000	RMB'000	2024
				RMB'000
Within 1 year	408,161	471,528	527,793	562,140
1 to 2 years	1,888	2,621	4,446	44,841
2 to 3 years	256	353	272	2,866
Total	410,305	474,502	532,511	609,847

The movements in the loss allowance for impairment of trade and bills receivables are as follows:

	Year ended 31 December			Six months
	2021	2022	2023	ended
	RMB'000	RMB'000	RMB'000	30 June
				2024
				RMB'000
At beginning of year/period	1,186	909	1,393	2,713
Impairment losses, net	(221)	484	1,321	2,302
Amounts written off as uncollectible	(56)	–	(1)	–
At end of year/period	909	1,393	2,713	5,015

An impairment analysis is performed at each reporting date using a provision matrix to measure expected credit losses. The provision rates are based on ageing for groupings of various customer segments with similar loss patterns. The calculation reflects, as appropriate the probability-weighted outcome, the time value of money and reasonable and supportable information that is available at the end of each reporting period about past events, current conditions and forecasts of future economic conditions.

Set out below is the information about the credit risk exposure on the Group's trade receivables using a provision matrix:

As at 31 December 2021

	Gross carrying amount	Expected credit loss rate	Expected credit loss
	RMB'000	%	RMB'000
Within 1 year	339,717	0.07	248
1 to 2 years	1,969	4.11	81
2 to 3 years	348	26.44	92
Over 3 years	488	100.00	488
Total	342,522	0.27	909

As at 31 December 2022

	<b>Gross carrying amount</b> <i>RMB'000</i>	<b>Expected credit loss rate</b> %	<b>Expected credit loss</b> <i>RMB'000</i>
Within 1 year	408,279	0.11	464
1 to 2 years	2,922	10.30	301
2 to 3 years	647	45.44	294
Over 3 years	334	100.00	334
Total	<u>412,182</u>	<u>0.34</u>	<u>1,393</u>

As at 31 December 2023

	<b>Gross carrying amount</b> <i>RMB'000</i>	<b>Expected credit loss rate</b> %	<b>Expected credit loss</b> <i>RMB'000</i>
Within 1 year	478,161	0.17	791
1 to 2 years	5,336	16.68	890
2 to 3 years	869	68.70	597
Over 3 years	435	100.00	435
Total	<u>484,801</u>	<u>0.56</u>	<u>2,713</u>

As at 30 June 2024

	<b>Gross carrying amount</b> <i>RMB'000</i>	<b>Expected credit loss rate</b> %	<b>Expected credit loss</b> <i>RMB'000</i>
Within 1 year	514,997	0.20	1,055
1 to 2 years	47,073	4.74	2,232
2 to 3 years	3,336	23.56	786
Over 3 years	1,258	74.88	942
Total	<u>566,664</u>	<u>0.89</u>	<u>5,015</u>

The credit risk of bills receivable and financial assets at fair value through other comprehensive income is remote and therefore, no impairment losses were recognised as at 31 December 2021, 2022 and 2023 and 30 June 2024 accordingly.

Certain of the Group's bill receivables with net carrying amounts of approximately RMB17,353,000, RMB1,263,000, nil and nil as at 31 December 2021, 2022 and 2023 and 30 June 2024, respectively, were pledged to secure bank loans (note 22).

## 18. PREPAYMENTS, OTHER RECEIVABLES AND OTHER ASSETS

	As at 31 December			As at
	2021	2022	2023	30 June
	RMB'000	RMB'000	RMB'000	2024
				RMB'000
<b>Current</b>				
Prepayments	8,291	9,550	8,149	9,437
Tax recoverable	11,606	1,103	1,314	–
Right-of-return assets	1,086	810	684	614
Other receivables	3,771	4,779	3,361	11,059
Deferred listing expenses ( <i>note 29</i> )	–	–	8,685	14,711
	<u>24,754</u>	<u>16,242</u>	<u>22,193</u>	<u>35,821</u>
Impairment	(540)	(540)	(538)	(631)
	<u>24,214</u>	<u>15,702</u>	<u>21,655</u>	<u>35,190</u>
<b>Non-current</b>				
Advance payments for property, plant and equipment	<u>6,580</u>	<u>3,236</u>	<u>3,052</u>	<u>2,680</u>
Total	<u>30,794</u>	<u>18,938</u>	<u>24,707</u>	<u>37,870</u>

An impairment analysis was performed at the end of each reporting period considering the probability of default of comparable companies with published credit ratings. The Group has applied the general approach to provide for expected credit losses for non-trade other receivables under HKFRS 9. The Group considered the historical loss rate and adjusted it for forward-looking macroeconomic data in calculating the expected credit loss rate.

## 19. CASH AND CASH EQUIVALENTS AND RESTRICTED BANK DEPOSITS

## Group

	As at 31 December			As at
	2021	2022	2023	30 June
	RMB'000	RMB'000	RMB'000	2024
				RMB'000
Cash and bank balances	95,206	71,918	93,198	78,790
Less: Restricted bank deposits	<u>(377)</u>	<u>(378)</u>	<u>(20)</u>	<u>(20)</u>
Cash and cash equivalents	<u>94,829</u>	<u>71,540</u>	<u>93,178</u>	<u>78,770</u>
Denominated in:				
RMB	93,512	67,136	91,913	74,431
United States dollar ("US\$")	1,154	4,231	705	3,944
Euro ("EUR")	<u>540</u>	<u>551</u>	<u>580</u>	<u>415</u>
Total	<u>95,206</u>	<u>71,918</u>	<u>93,198</u>	<u>78,790</u>



Cash and bank balances of the Group denominated in RMB amounted to RMB93,512,000, RMB67,136,000, RMB91,913,000 and RMB74,431,000 as at 31 December 2021, 2022 and 2023 and 30 June 2024, respectively. The RMB is not freely convertible into other currencies, however, under Chinese Mainland's Foreign Exchange Control Regulations and Administration of Settlement, Sale and Payment of Foreign Exchange Regulations, the Group is permitted to exchange RMB for other currencies through banks authorised to conduct foreign exchange business.

Cash at banks earns interest at floating rates based on daily bank deposit rates. The bank balances are deposited with creditworthy banks with no recent history of default.

#### Company

	As at 31 December			As at 30 June
	2021	2022	2023	2024
	RMB'000	RMB'000	RMB'000	RMB'000
Cash and bank balances	95,204	71,916	93,196	78,789
Less: Restricted bank deposits	(377)	(378)	(20)	(20)
	<u>94,827</u>	<u>71,538</u>	<u>93,176</u>	<u>78,769</u>
Cash and cash equivalents	<u>94,827</u>	<u>71,538</u>	<u>93,176</u>	<u>78,769</u>
Denominated in:				
RMB	93,510	67,134	91,911	74,430
US\$	1,154	4,231	705	3,944
EUR	540	551	580	415
	<u>95,204</u>	<u>71,916</u>	<u>93,196</u>	<u>78,789</u>

## 20. TRADE PAYABLES

#### Group and Company

An ageing analysis of the trade payables as at the end of each of the Relevant Periods, based on the invoice date, is as follows:

	As at 31 December			As at 30 June
	2021	2022	2023	2024
	RMB'000	RMB'000	RMB'000	RMB'000
Within 1 year	65,527	51,401	42,245	31,529
Over 1 year	922	245	179	38
	<u>66,449</u>	<u>51,646</u>	<u>42,424</u>	<u>31,567</u>
Total	<u>66,449</u>	<u>51,646</u>	<u>42,424</u>	<u>31,567</u>

The trade payables are non-interest-bearing and are normally settled within 60 days.

## 21. OTHER PAYABLES AND ACCRUALS

## Group

	As at 31 December			As at
	2021	2022	2023	30 June
	RMB'000	RMB'000	RMB'000	2024
				RMB'000
<b>Non-current:</b>				
Deferred income	2,500	7,555	7,267	6,878
Onerous contract provisions	2,621	344	–	–
Subtotal	5,121	7,899	7,267	6,878
<b>Current:</b>				
Other payables	99,440	84,710	80,158	78,639
Refund liabilities	4,367	3,687	3,442	3,304
Payroll payable	47,914	49,022	65,296	37,907
Deferred income	–	713	777	777
Onerous contract provisions	754	917	–	–
Other tax payables	2,119	6,301	1,102	8,470
Accrued listing expenses (note 29)	–	–	7,423	6,714
Subtotal	154,594	145,350	158,198	135,811
Total	159,715	153,249	165,465	142,689

## Company

	As at 31 December			As at
	2021	2022	2023	30 June
	RMB'000	RMB'000	RMB'000	2024
				RMB'000
<b>Non-current:</b>				
Deferred income	2,500	7,555	7,267	6,878
Onerous contract provisions	2,621	344	–	–
Subtotal	5,121	7,899	7,267	6,878
<b>Current:</b>				
Other payables	99,441	84,711	80,158	78,641
Refund liabilities	4,367	3,687	3,442	3,304
Payroll payable	47,914	49,022	65,296	37,907
Deferred income	–	713	777	777
Onerous contract provisions	754	917	–	–
Other tax payables	2,119	6,301	1,102	8,470
Accrued listing expenses	–	–	7,423	6,714
Subtotal	154,595	145,351	158,198	135,813
Total	159,716	153,250	165,465	142,691

Other payables are non-interest-bearing and have no fixed terms of settlement.

## 22. INTEREST-BEARING BANK BORROWINGS

## Group and Company

As at 31 December 2021			
	Effective interest rate (%)	Maturity	RMB'000
Current			
Bank loans – unsecured	4.35 – 5.30	2022	59,077
Bank loans – secured	3.35 – 4.90	2022	98,481
			<u>157,558</u>
Non-current			
Bank loans – secured	4.90	2023 – 2030	45,808
Analysed into:			
Within one year			157,558
In the second to fifth year, inclusive			22,793
Beyond five years			<u>23,015</u>
Total			<u>203,366</u>

As at 31 December 2022			
	Effective interest rate (%)	Maturity	RMB'000
Current			
Bank loans – unsecured	3.90 – 4.70	2023	23,548
Bank loans – secured	3.75 – 4.90	2023	117,984
			<u>141,532</u>
Non-current			
Bank loans – unsecured	4.00 – 4.10	2024	38,450
Bank loans – secured	4.90	2024 – 2030	40,276
			<u>78,726</u>
Analysed into:			
Within one year			141,532
In the second to fifth year, inclusive			61,465
Beyond five years			<u>17,261</u>
Total			<u>220,258</u>

As at 31 December 2023			
	Effective interest rate (%)	Maturity	RMB'000
Current			
Bank loans – unsecured	3.60 – 4.10	2024	58,970
Bank loans – secured	3.90 – 4.35	2024	71,867
			<u>130,837</u>
Non-current			
Bank loans – secured	4.55	2025 – 2030	34,523
			<u>34,523</u>
Analysed into:			
Within one year			130,837
In the second to fifth year, inclusive			23,015
Beyond five years			11,508
			<u>165,360</u>
Total			<u>165,360</u>

As at 30 June 2024			
	Effective interest rate (%)	Maturity	RMB'000
Current			
Bank loans – unsecured	3.60 – 3.90	2024 – 2025	77,784
Bank loans – secured	3.70 – 4.10	2024 – 2025	96,899
			<u>174,683</u>
Non-current			
Bank loans – secured	4.45	2025 – 2030	31,646
			<u>31,646</u>
Analysed into:			
Within one year			174,683
In the second to fifth year, inclusive			23,015
Beyond five years			8,631
			<u>206,329</u>
Total			<u>206,329</u>

*Notes:*

The Group's bank loans as at 31 December 2021 were denominated in RMB and secured by:

- (i) Mortgages over Group's buildings which had a net carrying amount of RMB172,977,000 as at 31 December 2021;
- (ii) Mortgages over Group's leasehold land which had a net carrying amount of RMB308,000 as at 31 December 2021; and
- (iii) The pledge of certain of the Group's bill receivables amounting to RMB17,353,000 as at 31 December 2021.

In addition, the Company's shareholder, Hangzhou Huasheng Pharmaceutical Group Co., Ltd. (杭州華昇醫藥集團有限公司), formerly known as "杭州華東醫藥集團控股有限公司", has guaranteed certain of the Group's bank loans up to RMB42,000,000 at 31 December 2021. A third party, Hangzhou Hi Tech Financing Guarantee Co., Ltd. (杭州高科技融資擔保有限公司), has guaranteed certain of the Group's bank loans up to RMB10,000,000 at 31 December 2021.

The Group's bank loans as at 31 December 2022 were denominated in RMB and secured by:

- (i) Mortgages over Group's buildings which had a net carrying amount of RMB196,601,000 as at 31 December 2022;
- (ii) Mortgages over Group's leasehold land which had a net carrying amount of RMB154,000 as at 31 December 2022; and
- (iii) The pledge of certain of the Group's bill receivables amounting to RMB1,263,000 as at 31 December 2022.

In addition, Hangzhou Huasheng Pharmaceutical Group Co., Ltd. has guaranteed certain of the Group's bank loans up to RMB42,000,000 at 31 December 2022.

The Group's bank loans as at 31 December 2023 were denominated in RMB and secured by mortgages over Group's buildings which had a net carrying amount of RMB156,624,000 as at 31 December 2023.

In addition, Hangzhou Huasheng Pharmaceutical Group Co., Ltd. has guaranteed certain of the Group's bank loans up to RMB42,000,000 at 31 December 2023. The guarantee expired in May 2024.

The Group's bank loans as at 30 June 2024 were denominated in RMB and secured by:

- (i) Mortgages over Group's buildings which had a net carrying amount of RMB182,386,000 as at 30 June 2024; and
- (ii) Mortgages over Group's leasehold land which had a net carrying amount of nil as at 30 June 2024.

## 23. CONTRACT LIABILITIES

## Group

Details of contract liabilities are as follows:

	As at 31 December			As at
	2021	2022	2023	30 June
	RMB'000	RMB'000	RMB'000	2024
				RMB'000
Short-term advances received from customers	2,621	1,923	2,704	3,256
Sales rebates*	18,592	14,257	11,330	10,962
	<u>21,213</u>	<u>16,180</u>	<u>14,034</u>	<u>14,218</u>

## Company

	As at 31 December			As at
	2021	2022	2023	30 June
	RMB'000	RMB'000	RMB'000	2024
				RMB'000
Short-term advances received from customers	2,616	1,923	2,704	3,256
Sales rebates*	18,592	14,257	11,330	10,962
	<u>21,208</u>	<u>16,180</u>	<u>14,034</u>	<u>14,218</u>

\* Sales rebates represent the amounts of rebates that have been accrued but not yet paid.

The contract liabilities primarily relate to the Group's obligations to sales of goods for which the Group has received the consideration from the customers.

## 24. DEFERRED TAX

The movements in deferred tax assets and liabilities during the Relevant Periods are as follows:

## Deferred tax assets

	Provision for inventories RMB'000	Impairment losses on financial assets RMB'000	Tax losses RMB'000	Lease liabilities RMB'000	Accrued expenses and others RMB'000	Total RMB'000
At 1 January 2021	189	262	–	11	5,295	5,757
Deferred tax credited/(charged) to profit or loss during the year (note 10)	56	(21)	4,326	85	(3,940)	506
Gross deferred tax assets at 31 December 2021 and 1 January 2022	245	241	4,326	96	1,355	6,263
Deferred tax credited/(charged) to profit or loss during the year (note 10)	138	70	4,690	(47)	5,458	10,309
Gross deferred tax assets at 31 December 2022 and 1 January 2023	383	311	9,016	49	6,813	16,572
Deferred tax (charged)/credited to profit or loss during the year (note 10)	(5)	181	(9,016)	207	(5,606)	(14,239)
Gross deferred tax assets at 31 December 2023 and 1 January 2024	378	492	–	256	1,207	2,333
Deferred tax credited/(charged) to profit or loss during the period (note 10)	780	450	–	7	(59)	1,178
Gross deferred tax assets at 30 June 2024	1,158	942	–	263	1,148	3,511



## Deferred tax liabilities

	Depreciation of equipment RMB'000	Right-of-use assets RMB'000	Total RMB'000
At 1 January 2021	11,563	17	11,580
Deferred tax charged to profit or loss during the year (note 10)	<u>7,887</u>	<u>83</u>	<u>7,970</u>
Gross deferred tax liabilities at 31 December 2021 and 1 January 2022	19,450	100	19,550
Deferred tax charged/(credited) to profit or loss during the year (note 10)	<u>1,914</u>	<u>(53)</u>	<u>1,861</u>
Gross deferred tax liabilities at 31 December 2022 and 1 January 2023	21,364	47	21,411
Deferred tax charged to profit or loss during the year (note 10)	<u>217</u>	<u>266</u>	<u>483</u>
Gross deferred tax liabilities at 31 December 2023 and 1 January 2024	21,581	313	21,894
Deferred tax credited to profit or loss during the period (note 10)	<u>(439)</u>	<u>(62)</u>	<u>(501)</u>
Gross deferred tax liabilities at 30 June 2024	<u><u>21,142</u></u>	<u><u>251</u></u>	<u><u>21,393</u></u>

For presentation purposes, certain deferred tax assets and liabilities have been offset in the consolidated statements of financial position. The following is an analysis of the deferred tax balances of the Group for reporting purposes:

	As at 31 December			As at 30 June
	2021	2022	2023	2024
	RMB'000	RMB'000	RMB'000	RMB'000
Net deferred tax assets recognised in the consolidated statement of financial position	–	–	–	–
Net deferred tax liabilities recognised in the consolidated statement of financial position	13,287	4,839	19,561	17,882

The Group had tax losses of approximately RMB28,840,000, RMB60,104,000, nil and nil as at 31 December 2021, 2022 and 2023 and 30 June 2024 arising in Chinese Mainland, respectively, that would expire in one to ten years for offsetting against future taxable profits.

There are no income tax consequences attaching to the payments of dividends by the Company to its shareholders.

## 25. PAID-IN CAPITAL/SHARE CAPITAL

## Group and Company

	As at 31 December			As at
	2021	2022	2023	30 June
	RMB'000	RMB'000	RMB'000	2024
Issued and fully paid	53,446	53,446	200,000	200,000

A summary of movements in the Company's issued paid-in capital/share capital during the Relevant Periods is as follows:

	Paid-in capital RMB'000	
At 1 January 2021, 31 December 2021 and 2022 and 1 January 2023	53,446	
Conversion to a joint stock company*	(53,446)	
As at 31 December 2023	—	
	Number of shares in issue	Share capital RMB'000
At 1 January 2023	—	—
Conversion to a joint stock company*	200,000,000	200,000
As at 31 December 2023 and 30 June 2024	200,000,000	200,000

\* Pursuant to the promoters' agreement dated 13 November 2023, the then shareholders of the Company agreed to convert the Company into a joint stock limited liability company. The net asset value of the Company as at 31 August 2023 ("**conversion base date**") was approximately RMB881,430,000, of which (i) RMB200,000,000 was converted to 200,000,000 shares with par value of RMB1.00 per share; and (ii) the remaining amount of approximately RMB644,588,000 was converted into capital reserve. After conversion to a joint stock company, the balance of the capital reserve became RMB681,430,000. The above conversion was completed on 5 December 2023.

**26. RESERVES****Group**

The amounts of the Group's reserves and the movements therein for the Relevant Periods are presented in the consolidated statements of changes in equity.

*Capital reserve/share premium*

The capital reserve/share premium of the Group represents the difference between the par value of the shares issued and the consideration received.

*Share award reserve*

The share award reserve of the Group represents the fair value of equity-settled share-based payments as details presented in note 27.

*Surplus reserve*

In accordance with the Company Law of the PRC, the Company is required to allocate 10% of its profit after tax, as determined in accordance with the relevant PRC accounting standards, to its statutory surplus reserve until the reserve balance reaches 50% of its registered capital. Subject to certain restrictions set out in the Company Law of the PRC, part of the statutory surplus reserve may be converted to increase share capital, provided that the remaining balance after the conversion is not less than 25% of the registered capital.

In addition to the above statutory surplus reserve, the Company may, subject to the articles of association, draw 5% of its profit after tax to its enterprise development reserve.

Both statutory surplus reserve and enterprise development reserve are included in surplus reserve.

After the conversion to a joint stock limited company, the Company no longer continues to accrue the enterprise development reserve, but only is required to allocate 10% of its profit after tax, as determined in accordance with the relevant PRC accounting standards, to its statutory surplus reserve until the reserve balance reaches 50% of its registered capital.

## Company

	Capital reserve/ share premium RMB'000	Share award reserve RMB'000	Surplus reserve RMB'000	Retained profits RMB'000	Total RMB'000
At 1 January 2021	36,842	1,841	103,781	402,667	545,131
Profit and total comprehensive income for the year	–	–	–	119,412	119,412
Transfer to surplus reserve	–	–	17,913	(17,913)	–
Equity-settled share award arrangements	–	147	–	–	147
At 31 December 2021 and 1 January 2022	36,842	1,988	121,694	504,166	664,690
Profit and total comprehensive income for the year	–	–	–	59,865	59,865
Transfer to surplus reserve	–	–	8,980	(8,980)	–
Equity-settled share award arrangements	–	180	–	–	180
Dividend declared ( <i>note 11</i> )	–	–	–	(12,000)	(12,000)
As at 31 December 2022 and 1 January 2023	36,842	2,168	130,674	543,051	712,735
Profit and total comprehensive income for the year	–	–	–	119,775	119,775
Transfer to surplus reserve	–	–	1,216	(1,216)	–
Conversion to a joint stock company	644,588	(9,799)	(130,674)	(650,669)	(146,554)
Equity-settled share award arrangements	–	11,933	–	–	11,933
As at 31 December 2023 and 1 January 2024	681,430	4,302	1,216	10,941	697,889
Profit and total comprehensive income for the period	–	–	–	105,348	105,348
Equity-settled share award arrangements	–	3,036	–	–	3,036
At 30 June 2024	681,430	7,338	1,216	116,289	806,273

## 27. SHARE-BASED PAYMENTS

In December 2006, the Company has adopted an employee incentive scheme (the “**Old Scheme**”) for the purpose of providing incentives and rewards to eligible participants who contribute to the success of the Company’s operations. Eligible participants of the Old Scheme include the Company’s directors, senior management and other employees.

As set out in the section headed “History, Development and Corporate Structure” of the Prospectus, Hangzhou Weitai was established on 7 December 2006 by certain members of the then directors, management and key employees of the Company as a long-term equity incentive platform under the Old Scheme. Hangzhou Weitai held approximately 10.00% shares of the Company. To simplify and enhance the management of employee shareholding in the Company, the Company adopted some nominee shareholding arrangements. These granted shares of Hangzhou Weitai will be vested in accordance with both service periods and non-market performance conditions.

On 31 July 2023, in order to dissolve the historical nominee shareholding arrangements on Old Scheme, Hangzhou Weitai transferred (i) the equity interests in registered capital of US\$48,909 previously held on behalf of Mr. Wu Qiyuan, back to himself; and (ii) the equity interests in registered capital of US\$374,646 previously held on behalf of other employees to Qingfanghao and Chengheda, two employee shareholding platforms established by the beneficial employees. The service periods and non-market performance conditions under the Old Scheme were cancelled. The shares of Mr. Wu Qiyuan, Qingfanghao and Chengheda were deemed vested immediately. During the years ended 31 December 2021, 2022 and 2023 and the six months ended 30 June 2023, share award expenses under the Old Scheme of RMB147,000, RMB180,000, RMB270,000 and RMB90,000 (unaudited), respectively, were charged to profit or loss.

On 31 July 2023, the Company approved and adopted a new employee incentive scheme (the “**New Scheme**”). To allocate the reserved equity interests in Hangzhou Weitai to employees, Hangzhou Weitai transferred (i) the equity interests in registered capital of US\$78,225 to Mr. Li Bangliang was regarded as awarded shares to compensate his past contribution to the Group as a director, and a one-off share award expense of RMB8,984,000 was charged to profit or loss during the year ended 31 December 2023; and (ii) the equity interests in registered capital of US\$169,226 to Nanbeiju, an employee shareholding platform under the New Scheme, for the purpose of providing incentives and rewards to eligible participants who contribute to the success of the Company’s operations. Eligible participants of the New Scheme include the Company’s directors, senior management and other employees.

The above shares granted to (ii) employees under the New Scheme shall be vested and exercisable at the earlier of: (a) 25% of total number of shares granted after the completion of the listing of H shares by the Company and the expiration of the corresponding restriction period, and the remaining 25%, 25% and 25% of the total number of the shares granted shall be vested and exercisable on the second, third and sixth anniversaries of the expiration date of the restriction period; and (b) when the grantees served in the Company for five consecutive years after the grant date. During the year ended 31 December 2023 and the six months ended 30 June 2024, share award expense under the New Scheme of RMB2,679,000 and RMB3,036,000 was charged to profit or loss.

The fair value of services received in return for shares granted to employees under the New Scheme and Mr. Li Bangliang was measured by reference to the fair value of shares granted and the subscription price paid by employees and Mr. Li Bangliang. The discounted cash flow method was used to determine the underlying equity fair value of the Company. The key input into the model at the grant date was weighted average cost of capital (“WACC”), which was 10.85%.

## 28. COMMITMENTS

The Group had the following contracted commitments at the end of each of the Relevant Periods:

	As at 31 December			As at
	2021	2022	2023	30 June
	RMB'000	RMB'000	RMB'000	2024 RMB'000
Property, plant and equipment	13,134	4,114	805	1,839

## 29. NOTES TO THE CONSOLIDATED STATEMENT OF CASH FLOWS

## (a) Major non-cash transactions

- (i) During the years ended 31 December 2021, 2022 and 2023 and 30 June 2024, the Group had non-cash additions to right-of-use assets and lease liabilities of RMB860,000, nil, RMB2,507,000 and nil, respectively, in respect of lease arrangements for office premises and warehouses.
- (ii) The Group discounted certain bills receivable to certain banks in Chinese Mainland (the “Discounted Bills”) to collect cash timely. In the opinion of the directors, the Group has retained the substantial risks and rewards, which include default risks relating to such Discounted Bills, and accordingly, it continued to recognise the full carrying amounts of the Discounted Bills and the associated bank borrowings. As the Discounted Bills were in maturity, the Group had non-cash settlements to bills receivable and bank borrowings of RMB67,291,000, RMB17,353,000, RMB3,139,000 and nil during the years ended 31 December 2021, 2022 and 2023 and 30 June 2024, respectively.

## (b) Changes in liabilities arising from financing activities

	Interest-bearing bank borrowings RMB'000	Lease liabilities RMB'000	Accrued listing expenses RMB'000	Total RMB'000
At 1 January 2021	219,410	76	–	219,486
Changes from financing cash flows	41,552	(324)	–	41,228
Non-cash settlement	(67,291)	–	–	(67,291)
Interest expense	9,695	25	–	9,720
New leases	–	860	–	860
At 31 December 2021 and 1 January 2022	203,366	637	–	204,003
Changes from financing cash flows	25,225	(333)	–	24,892
Non-cash settlement	(17,353)	–	–	(17,353)
Interest expense	9,020	22	–	9,042
As at 31 December 2022 and 1 January 2023	220,258	326	–	220,584
Changes from financing cash flows	(61,088)	(1,180)	(5,082)	(67,350)
Changes from operating cash flows	–	–	(6,106)	(6,106)
Listing expenses	–	–	9,926	9,926
Deferred listing expenses	–	–	8,685	8,685
Non-cash settlement	(3,139)	–	–	(3,139)
Interest expense	9,329	57	–	9,386
New leases	–	2,507	–	2,507
As at 31 December 2023 and 1 January 2024	165,360	1,710	7,423	174,493
Changes from financing cash flows	37,220	–	(6,368)	30,852
Changes from operating cash flows	–	–	(6,838)	(6,838)
Listing expenses	–	–	6,471	6,471
Deferred listing expenses	–	–	6,026	6,026
Interest expense	3,749	40	–	3,789
As at 30 June 2024	206,329	1,750	6,714	214,793

## (c) Total cash outflow for leases

The total cash outflow for leases included in the statements of cash flows is as follows:

	Year ended 31 December			Six months ended 30 June	
	2021	2022	2023	2023	2024
	RMB'000	RMB'000	RMB'000	RMB'000	RMB'000
				(unaudited)	
Within operating activities	1,202	1,332	1,357	456	504
Within financing activities	324	333	1,180	159	–
	1,526	1,665	2,537	615	504

## 30. PLEDGE OF ASSETS

Details of the Group's assets pledged for the Group's bank loans are included in notes 13, 14, 17, 19 and 22, respectively, to the Historical Financial Information.



## 31. RELATED PARTY TRANSACTIONS

- (a) The Group had the following transactions with related parties during the Relevant Periods and the six months ended 30 June 2023:

		Year ended 31 December			Six months ended 30 June	
	Notes	2021	2022	2023	2023	2024
		RMB'000	RMB'000	RMB'000	RMB'000	RMB'000
					(unaudited)	
Shareholder:						
Pharmaceutical services	(i)	38,735	20,300	68,931	24,382	57,056
Rental income	(ii)	1,960	–	–	–	–
The holding company of a shareholder:						
Sales of products	(iii)	32,304	59,861	52,079	31,100	21,700
Purchases of raw materials	(iii)	3,398	4,260	3,422	1,693	2,486
Purchases of devices	(iii)	8,101	2,055	4,108	1,812	834
Rental charges	(ii)	64	64	64	64	64
The entities controlled by the holding company of a shareholder:						
Sales of products	(iii)	25,932	10,993	10,208	6,284	2,430
Purchases of raw materials	(iii)	175	424	5	–	–
Other related party:						
Purchase of preclinical drug development services	(iii)	–	–	1,321	–	–

## Notes:

- (i) The pharmaceutical services to the shareholder were provided according to the agreed prices and conditions offered to the major customers of the Group.
- (ii) The rentals with the shareholder and the holding company of a shareholder were made according to the agreed prices.
- (iii) The purchases from and sales to the related parties were made according to the agreed prices between the Group and its major customers and suppliers.
- (b) Other transactions with related parties:

The Company's shareholder, Hangzhou Huasheng Pharmaceutical Group Co., Ltd., has guaranteed certain of the Group's bank loans up to RMB42,000,000, RMB42,000,000, RMB42,000,000 and nil as at 31 December 2021, 2022 and 2023 and 30 June 2024, respectively.

## (c) Outstanding balances with related parties:

	As at 31 December			As at
	2021	2022	2023	30 June
	RMB'000	RMB'000	RMB'000	2024
				RMB'000
Due to related parties:				
The holding company of a shareholder	360	898	813	1,566
The entities controlled by the holding company of a shareholder	36	–	2	–
Total	<u>396</u>	<u>898</u>	<u>815</u>	<u>1,566</u>
Due from related parties:				
Shareholders	1,028	30	11,330	55,791
The holding company of a shareholder	6,951	15,510	8,748	13,346
The entities controlled by the holding company of a shareholder	3,426	3,923	2,482	3,082
Other related party	5,247	5,272	–	–
Total	<u>16,652</u>	<u>24,735</u>	<u>22,560</u>	<u>72,219</u>

Note: The above balances with related parties are trade-in-nature, unsecured and interest-free.

## (d) Compensation of key management personnel of the Group:

	Year ended 31 December			Six months ended	
	2021	2022	2023	2023	2024
	RMB'000	RMB'000	RMB'000	RMB'000	RMB'000
				(unaudited)	
Salaries, bonuses, allowances and benefits in kind	5,533	7,604	8,343	3,372	4,649
Pension scheme contributions	199	212	347	110	188
Equity-settled share award expense	46	56	10,629	26	1,772
Total compensation paid to key management personnel	<u>5,778</u>	<u>7,872</u>	<u>19,319</u>	<u>3,508</u>	<u>6,609</u>

Further details of directors', supervisors' and the chief executive's remuneration are included in note 8 to the Historical Financial Information. The compensation of Mr. Li Bangliang, who resigned as the chairman of the board of the directors in November 2023, is included in the above balances. The compensation of Ms. Huang Xiu, who resigned as the supervisor in November 2023 and continued to serve as one of the key management personnel, is included in the above balances.

## 32. FINANCIAL INSTRUMENTS BY CATEGORY

The carrying amounts of each of the categories of financial instruments as at the end of each of the Relevant Periods are as follows:

**Financial assets**

As at 31 December 2021

	Financial assets at fair value through other comprehensive income <i>RMB'000</i>	Financial assets at amortised cost <i>RMB'000</i>	Total <i>RMB'000</i>
Trade and bills receivables	32,973	377,332	410,305
Financial assets included in prepayments, other receivables and other assets	–	3,231	3,231
Due from related parties	–	16,652	16,652
Cash and cash equivalents	–	94,829	94,829
Restricted bank deposits	–	377	377
Total	<u>32,973</u>	<u>492,421</u>	<u>525,394</u>

As at 31 December 2022

	Financial assets at fair value through other comprehensive income <i>RMB'000</i>	Financial assets at amortised cost <i>RMB'000</i>	Total <i>RMB'000</i>
Trade and bills receivables	44,441	430,061	474,502
Financial assets included in prepayments, other receivables and other assets	–	4,239	4,239
Due from related parties	–	24,735	24,735
Cash and cash equivalents	–	71,540	71,540
Restricted bank deposits	–	378	378
Total	<u>44,441</u>	<u>530,953</u>	<u>575,394</u>

As at 31 December 2023

	Financial assets at fair value through other comprehensive income <i>RMB'000</i>	Financial assets at amortised cost <i>RMB'000</i>	Total <i>RMB'000</i>
Trade and bills receivables	32,965	499,546	532,511
Financial assets included in prepayments, other receivables and other assets	–	2,823	2,823
Due from related parties	–	22,560	22,560
Cash and cash equivalents	–	93,178	93,178
Restricted bank deposits	–	20	20
Total	<u>32,965</u>	<u>618,127</u>	<u>651,092</u>

As at 30 June 2024

	Financial assets at fair value through other comprehensive income <i>RMB'000</i>	Financial assets at amortised cost <i>RMB'000</i>	Total <i>RMB'000</i>
Trade and bills receivables	39,340	570,507	609,847
Financial assets included in prepayments, other receivables and other assets	–	10,428	10,428
Due from related parties	–	72,219	72,219
Cash and cash equivalents	–	78,770	78,770
Restricted bank deposits	–	20	20
Total	<u>39,340</u>	<u>731,944</u>	<u>771,284</u>

**Financial liabilities**

As at 31 December 2021

	<b>Financial liabilities at amortised cost</b> <i>RMB'000</i>
Trade payables	66,449
Financial liabilities included in other payables and accruals	99,440
Due to related parties	396
Interest-bearing bank borrowings	203,366
	<hr/>
Total	369,651
	<hr/> <hr/>

As at 31 December 2022

	<b>Financial liabilities at amortised cost</b> <i>RMB'000</i>
Trade payables	51,646
Financial liabilities included in other payables and accruals	84,710
Due to related parties	898
Interest-bearing bank borrowings	220,258
	<hr/>
Total	357,512
	<hr/> <hr/>

As at 31 December 2023

	<b>Financial liabilities at amortised cost</b> <i>RMB'000</i>
Trade payables	42,424
Financial liabilities included in other payables and accruals	87,581
Due to related parties	815
Interest-bearing bank borrowings	165,360
	<hr/>
Total	296,180
	<hr/> <hr/>

As at 30 June 2024

	Financial liabilities at amortised cost RMB'000
Trade payables	31,567
Financial liabilities included in other payables and accruals	85,353
Due to related parties	1,566
Interest-bearing bank borrowings	206,329
Total	324,815

### 33. FAIR VALUE AND FAIR VALUE HIERARCHY OF FINANCIAL INSTRUMENTS

The carrying amounts and fair values of the Group's financial instruments, other than those with carrying amounts that reasonably approximate to fair values, are as follows:

	Carrying amounts				Fair values			
	As at 31 December			As at 30 June	As at 31 December			As at 30 June
	2021	2022	2023	2024	2021	2022	2023	2024
	RMB'000	RMB'000	RMB'000	RMB'000	RMB'000	RMB'000	RMB'000	RMB'000
<b>Financial liabilities</b>								
Interest-bearing bank borrowings	203,366	220,258	165,360	206,329	204,515	221,378	166,374	207,511

The fair values of the non-current portion of interest-bearing bank loans have been calculated by discounting the expected future cash flows using rates currently available for instruments with similar terms, credit risk and remaining maturities.

Management has assessed that the fair values of cash and cash equivalents, financial assets included in prepayments, other receivables and other assets, amount due from related parties, trade and bills receivables, trade payables, the current portion of interest-bearing bank borrowings, amount due to related parties and financial liabilities included in other payables and accruals approximate to their carrying amounts largely due to the short-term maturities of these instruments.

The Group's finance department headed by the financial controller is responsible for determining the policies and procedures for the fair value measurement of financial instruments. The finance department reports directly to the financial controller. At each reporting date, the finance department analyses the movements in the values of financial instruments and determines the major inputs applied in the valuation. The valuation is reviewed and approved by the financial controller. The valuation process and results are discussed with the directors of the Company periodically for financial reporting.

The fair values of the financial assets and liabilities are included at the amount at which the instrument could be exchanged in a current transaction between willing parties, other than in a forced or liquidation sale. The following methods and assumptions were used to estimate the fair values.

The fair value of those not traded in an active market is determined by the Group using valuation techniques. The valuation model used is discounted cash flow model. The input of the valuation technique is future cash flows.

**Fair value hierarchy**

The following tables illustrate the fair value measurement hierarchy of the Group's financial instruments:

Assets measured at fair value:

As at 31 December 2021

	Fair value measurement using		
	Quoted prices in active markets (Level 1) <i>RMB'000</i>	Significant observable inputs (Level 2) <i>RMB'000</i>	Significant unobservable inputs (Level 3) <i>RMB'000</i>
			Total <i>RMB'000</i>
Trade and bills receivables	–	32,973	–
	<u>–</u>	<u>32,973</u>	<u>–</u>

As at 31 December 2022

	Fair value measurement using		
	Quoted prices in active markets (Level 1) <i>RMB'000</i>	Significant observable inputs (Level 2) <i>RMB'000</i>	Significant unobservable inputs (Level 3) <i>RMB'000</i>
			Total <i>RMB'000</i>
Trade and bills receivables	–	44,441	–
	<u>–</u>	<u>44,441</u>	<u>–</u>

As at 31 December 2023

	Fair value measurement using		
	Quoted prices in active markets (Level 1) <i>RMB'000</i>	Significant observable inputs (Level 2) <i>RMB'000</i>	Significant unobservable inputs (Level 3) <i>RMB'000</i>
			Total <i>RMB'000</i>
Trade and bills receivables	–	32,965	–
	<u>–</u>	<u>32,965</u>	<u>–</u>

As at 30 June 2024

	Fair value measurement using		
	Quoted prices in active markets (Level 1) <i>RMB'000</i>	Significant observable inputs (Level 2) <i>RMB'000</i>	Significant unobservable inputs (Level 3) <i>RMB'000</i>
			Total <i>RMB'000</i>
Trade and bills receivables	–	39,340	–
	<u>–</u>	<u>39,340</u>	<u>–</u>



Liability for which fair value is disclosed:

As at 31 December 2021

	Fair value measurement using			Total <i>RMB'000</i>
	Quoted	Significant	Significant	
	prices in	observable	unobservable	
	active	inputs	inputs	
	markets			
	(Level 1)	(Level 2)	(Level 3)	
	<i>RMB'000</i>	<i>RMB'000</i>	<i>RMB'000</i>	
Interest-bearing bank borrowings	–	204,515	–	204,515

As at 31 December 2022

	Fair value measurement using			Total <i>RMB'000</i>
	Quoted	Significant	Significant	
	prices in	observable	unobservable	
	active	inputs	inputs	
	markets			
	(Level 1)	(Level 2)	(Level 3)	
	<i>RMB'000</i>	<i>RMB'000</i>	<i>RMB'000</i>	
Interest-bearing bank borrowings	–	221,378	–	221,378

As at 31 December 2023

	Fair value measurement using			Total <i>RMB'000</i>
	Quoted	Significant	Significant	
	prices in	observable	unobservable	
	active	inputs	inputs	
	markets			
(Level 1)	(Level 2)	(Level 3)		
<i>RMB'000</i>	<i>RMB'000</i>	<i>RMB'000</i>		
Interest-bearing bank borrowings	–	166,374	–	166,374

As at 30 June 2024

	Fair value measurement using			Total <i>RMB'000</i>
	Quoted	Significant	Significant	
	prices in	observable	unobservable	
	active	inputs	inputs	
	markets			
	(Level 1)	(Level 2)	(Level 3)	
	<i>RMB'000</i>	<i>RMB'000</i>	<i>RMB'000</i>	
Interest-bearing bank borrowings	–	207,511	–	207,511

During the Relevant Periods, there were no transfers of fair value measurements between Level 1 and Level 2 and no transfers into or out of Level 3 for both financial assets and financial liabilities.

**34. FINANCIAL RISK MANAGEMENT OBJECTIVES AND POLICIES**

The Group's principal financial instruments comprise cash and cash equivalents, financial assets at fair value through other comprehensive income and interest-bearing bank borrowings. The main purpose of these financial instruments is to raise finance for the Group's operations. The Group has various other financial assets and liabilities such as trade and bills receivables, other receivables, trade payables and other payables, which arise directly from its operations.

The main risks arising from the Group's financial instruments are interest rate risk, foreign currency risk, credit risk and liquidity risk. To keep the Group's exposure to these risks at a minimum, the Group has not used any derivatives and other instruments for hedging purposes. The directors of the Company review and agree policies for managing each of these risks and they are summarised below.

**Interest rate risk**

The Group's exposure to the risk of changes in market interest rates relates primarily to the Group's long term debt obligations with a floating interest rate.

After the assessment, the directors of the Company consider the Group's exposure to interest risk is not significant.

**Foreign currency risk**

The Group's businesses are principally located in Chinese Mainland and substantially all transactions are conducted in RMB, except for the sales of goods to overseas markets. The fluctuation of the exchange rates of RMB against foreign currencies could affect the Group's results of operations. However, in the opinion of the directors, the foreign currency risk exposure is not significant and under management's control.

**Credit risk**

The Group is exposed to credit risk in relation to its cash and cash equivalents, amounts due from related parties, trade and bills receivables and financial assets included in prepayments, other receivables and other assets. The carrying amounts of each class of the above financial assets represent the Group's maximum exposure to credit risk in relation to financial assets.

The Group trades mainly with recognised and creditworthy third parties. It is the Group's policy that all customers who wish to trade on credit terms are subject to credit verification procedures. In addition, receivable balances are monitored on an on-going basis.

**Maximum exposure and year-end staging**

The tables below show the credit quality and the maximum exposure to credit risk based on the Group's credit policy, which is mainly based on ageing information unless other information is available without undue cost or effort, and year-end staging classification. The amounts presented are gross carrying amounts for financial assets.

31 December 2021	12-month ECLs	Lifetime ECLs			
	Stage 1 RMB'000	Stage 2 RMB'000	Stage 3 RMB'000	Simplified approach RMB'000	Total RMB'000
Trade receivables*	–	–	–	342,522	342,522
Prepayments, other receivables and other assets – Normal**	3,771	–	–	–	3,771
Due from related parties	–	–	–	16,652	16,652
Cash and cash equivalents	94,829	–	–	–	94,829
Restricted bank deposits	377	–	–	–	377
Total	98,977	–	–	359,174	458,151
31 December 2022	12-month ECLs	Lifetime ECLs			
	Stage 1 RMB'000	Stage 2 RMB'000	Stage 3 RMB'000	Simplified approach RMB'000	Total RMB'000
Trade receivables*	–	–	–	412,182	412,182
Prepayments, other receivables and other assets – Normal**	4,779	–	–	–	4,779
Due from related parties	–	–	–	24,735	24,735
Cash and cash equivalents	71,540	–	–	–	71,540
Restricted bank deposits	378	–	–	–	378
Total	76,697	–	–	436,917	513,614
31 December 2023	12-month ECLs	Lifetime ECLs			
	Stage 1 RMB'000	Stage 2 RMB'000	Stage 3 RMB'000	Simplified approach RMB'000	Total RMB'000
Trade receivables*	–	–	–	484,801	484,801
Prepayments, other receivables and other assets – Normal**	3,361	–	–	–	3,361
Due from related parties	–	–	–	22,560	22,560
Cash and cash equivalents	93,178	–	–	–	93,178
Restricted bank deposits	20	–	–	–	20
Total	96,559	–	–	507,361	603,920

30 June 2024	12-month				
	ECLs	Lifetime ECLs			
				Simplified	
	Stage 1	Stage 2	Stage 3	approach	Total
	RMB'000	RMB'000	RMB'000	RMB'000	RMB'000
Trade receivables*	–	–	–	566,664	566,664
Prepayments, other receivables and other assets – Normal**	11,059	–	–	–	11,059
Due from related parties	–	–	–	72,219	72,219
Cash and cash equivalents	78,770	–	–	–	78,770
Restricted bank deposits	20	–	–	–	20
Total	89,849	–	–	638,883	728,732

\* For trade receivables to which the Group applies the simplified approach for impairment, information based on the provision matrix is disclosed in note 17 to the Historical Financial Information.

\*\* The credit quality of financial assets included in prepayments, other receivables and other assets is considered to be “normal” when they are not past due and there is no information indicating that the financial assets had a significant increase in credit risk since initial recognition. Otherwise, the credit quality of the financial assets is considered to be “doubtful”.

Further quantitative data in respect of the Group's exposure to credit risk arising from trade receivables are disclosed in note 17 to the Historical Financial Information.

#### Liquidity risk

In the management of the liquidity risk, the Group monitors and maintains a level of cash and cash equivalents deemed adequate by management of the Group to finance the operations and mitigate the effects of fluctuations in cash flows.

The maturity profile of the Group's financial liabilities as at the end of each of the Relevant Periods, based on the contractual undiscounted payments, is as follows:

	As at 31 December 2021				Total
	On demand	Within 1 year	1 to 5 years	Over 5 years	
	RMB'000	RMB'000	RMB'000	RMB'000	RMB'000
Trade payables	–	66,449	–	–	66,449
Financial liabilities included in other payables and accruals	99,440	–	–	–	99,440
Due to related parties	–	396	–	–	396
Lease liabilities	–	333	333	–	666
Interest-bearing bank borrowings	–	161,257	29,829	25,318	216,404
Total	99,440	228,435	30,162	25,318	383,355

## As at 31 December 2022

	On demand <i>RMB'000</i>	Within 1 year <i>RMB'000</i>	1 to 5 years <i>RMB'000</i>	Over 5 years <i>RMB'000</i>	Total <i>RMB'000</i>
Trade payables	–	51,646	–	–	51,646
Financial liabilities included in other payables and accruals	84,710	–	–	–	84,710
Due to related parties	–	898	–	–	898
Lease liabilities	–	333	–	–	333
Interest-bearing bank borrowings	–	145,746	69,830	18,565	234,141
Total	<u>84,710</u>	<u>198,623</u>	<u>69,830</u>	<u>18,565</u>	<u>371,728</u>

## As at 31 December 2023

	On demand <i>RMB'000</i>	Within 1 year <i>RMB'000</i>	1 to 5 years <i>RMB'000</i>	Over 5 years <i>RMB'000</i>	Total <i>RMB'000</i>
Trade payables	–	42,424	–	–	42,424
Financial liabilities included in other payables and accruals	87,581	–	–	–	87,581
Due to related parties	–	815	–	–	815
Lease liabilities	–	845	970	–	1,815
Interest-bearing bank borrowings	–	135,265	27,248	12,053	174,566
Total	<u>87,581</u>	<u>179,349</u>	<u>28,218</u>	<u>12,053</u>	<u>307,201</u>

## As at 30 June 2024

	On demand <i>RMB'000</i>	Within 1 year <i>RMB'000</i>	1 to 5 years <i>RMB'000</i>	Over 5 years <i>RMB'000</i>	Total <i>RMB'000</i>
Trade payables	–	31,567	–	–	31,567
Financial liabilities included in other payables and accruals	85,353	–	–	–	85,353
Due to related parties	–	1,566	–	–	1,566
Lease liabilities	–	1,334	481	–	1,815
Interest-bearing bank borrowings	–	179,599	26,642	8,935	215,176
Total	<u>85,353</u>	<u>214,066</u>	<u>27,123</u>	<u>8,935</u>	<u>335,477</u>

**Capital management**

The primary objectives of the Group's capital management are to safeguard the Group's ability to continue as a going concern and to maintain healthy capital ratios in order to support its business and maximise shareholders' value.

The Group monitors capital by regularly reviewing the capital structure. As a part of this review, the Group considers the cost of capital and the risks associated with the issued share capital. The Group may adjust the dividend payment to shareholders, return capital to shareholders, issue new shares or repurchase the Company's shares.

The Group monitors capital using a gearing ratio, which is total liabilities divided by total assets. The gearing ratios as at the end of each of the Relevant Periods were as follows:

	As at 31 December			As at 30 June
	2021	2022	2023	2024
	RMB'000	RMB'000	RMB'000	RMB'000
Total liabilities	<u>465,063</u>	<u>447,396</u>	<u>409,804</u>	<u>430,407</u>
Total assets	<u>1,183,200</u>	<u>1,213,580</u>	<u>1,307,696</u>	<u>1,436,683</u>
Gearing ratio	<u>39%</u>	<u>37%</u>	<u>31%</u>	<u>30%</u>

**35. EVENT AFTER THE RELEVANT PERIODS**

No significant events took place subsequent to 30 June 2024.

**36. SUBSEQUENT FINANCIAL STATEMENTS**

No audited financial statements have been prepared by the Company, the Group or its subsidiary in respect of any period subsequent to 30 June 2024.

## APPENDIX II      UNAUDITED PRO FORMA FINANCIAL INFORMATION

*The following information does not form part of the Accountants' Report from Ernst & Young, Certified Public Accountants, Hong Kong, the Company's reporting accountants, as set out in Appendix I to this prospectus, and is included for information purposes only. The unaudited pro forma financial information should be read in conjunction with the section headed "Financial Information" in this prospectus and the Accountants' Report set out in Appendix I to this prospectus.*

### A.      UNAUDITED PRO FORMA ADJUSTED CONSOLIDATED NET TANGIBLE ASSETS

The following unaudited pro forma adjusted consolidated net tangible assets of the Group have been prepared in accordance with Rule 4.29 of the Listing Rules and with reference to Accounting Guideline 7 *Preparation of Pro Forma Financial Information for Inclusion in Investment Circulars* issued by the Hong Kong Institute of Certified Public Accountants for illustration purposes only, and is set out here to illustrate the effect of the Global Offering on the consolidated net tangible assets of the Group attributable to owners of the parent as if the Global Offering had taken place on 30 June 2024.

The unaudited pro forma adjusted consolidated net tangible assets of the Group attributable to owners of the parent has been prepared for illustrative purposes only and because of its hypothetical nature, it may not give a true picture of the financial position of the Group had the Global Offering been completed as at 30 June 2024 or any future date.

	Consolidated net tangible assets attributable to owners of the parent as at 30 June 2024 RMB'000 (Note 1)	Estimated net proceeds from the Global Offering RMB'000 (Note 2)	Unaudited pro forma adjusted consolidated net tangible assets attributable to owners of the parent as at 30 June 2024 RMB'000	Unaudited pro forma adjusted consolidated net tangible assets attributable to owners of the parent per Share as at 30 June 2024 RMB (Note 3)	HK\$ (Note 4)
Based on an Offer Price of HK\$11.48 per Share	890,290	428,106	1,318,396	5.37	5.80
Based on an Offer Price of HK\$12.56 per Share	890,290	471,257	1,361,547	5.55	5.99



<b>APPENDIX II      UNAUDITED PRO FORMA FINANCIAL INFORMATION</b>
---

*Notes:*

- (1) The consolidated net tangible assets attributable to owners of the parent as at 30 June 2024 is arrived at after deducting intangible assets of RMB115,986,000 from the consolidated net assets attributable to owners of the parent of RMB1,006,276,000 as at 30 June 2024, as shown in the Accountants' Report set out in Appendix I to this prospectus.
- (2) The estimated net proceeds from the Global Offering are calculated based on the offer price of HK\$11.48 per Share or HK\$12.56 per Share, being the low-end price and high-end price, after deduction of the underwriting fees and related expenses payable by the Company (excluding the listing expenses that have been charged to profit or loss during the Track Record Period) and do not take into account any Shares which may be issued upon exercise of the Over-allotment Option.
- (3) The unaudited pro forma adjusted consolidated net tangible assets attributable to owners of the parent per Share are calculated based on 245,398,800 Shares in issue assuming that the Global Offering has been completed on 30 June 2024.
- (4) The unaudited pro forma adjusted consolidated net tangible assets attributable to owners of the parent per Share are converted into Hong Kong dollars at an exchange rate of RMB0.92553 to HK\$1.00.
- (5) No adjustment has been made to reflect any trading results or other transactions entered into by the Group subsequent to 30 June 2024.

*The following is the text of a report, prepared for the purpose of incorporation in this prospectus, received from the reporting accountants, Ernst & Young, Certified Public Accountants, Hong Kong, in respect of the unaudited pro forma financial information.*

**B. INDEPENDENT REPORTING ACCOUNTANTS' ASSURANCE REPORT ON THE COMPILATION OF PRO FORMA FINANCIAL INFORMATION**



Ernst & Young  
27/F, One Taikoo Place  
979 King's Road  
Quarry Bay, Hong Kong

安永會計師事務所  
香港鰂魚涌英皇道 979 號  
太古坊一座 27 樓

Tel 電話: +852 2846 9888  
Fax 傳真: +852 2868 4432  
ey.com

To the Directors of Hangzhou Jiuyuan Gene Engineering Co., Ltd.

We have completed our assurance engagement to report on the compilation of pro forma financial information of Hangzhou Jiuyuan Gene Engineering Co., Ltd. (the **"Company"**) and its subsidiary (hereinafter collectively referred to as the **"Group"**) by the directors of the Company (the **"Directors"**) for illustrative purposes only. The pro forma financial information consists of the unaudited pro forma adjusted consolidated net tangible assets as at 30 June 2024, and related notes as set out on pages II-1 to II-2 of the prospectus dated 20 November 2024 issued by the Company (the **"Pro Forma Financial Information"**). The applicable criteria on the basis of which the Directors have compiled the Pro Forma Financial Information are described in Appendix II(A) to the prospectus.

The Pro Forma Financial Information has been compiled by the Directors to illustrate the impact of the global offering of the shares of the Company on the Group's financial position as at 30 June 2024 as if the transaction had taken place at 30 June 2024. As part of this process, information about the Group's financial position has been extracted by the Directors from the Group's financial statements for the period ended 30 June 2024, on which an accountants' report has been published.

**Directors' responsibility for the Pro Forma Financial Information**

The Directors are responsible for compiling the Pro Forma Financial Information in accordance with paragraph 4.29 of the Rules Governing the Listing of Securities on The Stock Exchange of Hong Kong Limited (the **"Listing Rules"**) and with reference to Accounting Guideline (**"AG"**) 7 *Preparation of Pro Forma Financial Information for Inclusion in Investment Circulars* issued by the Hong Kong Institute of Certified Public Accountants (the **"HKICPA"**).

**Our independence and quality control**

We have complied with the independence and other ethical requirements of the *Code of Ethics for Professional Accountants* issued by the HKICPA, which is founded on fundamental principles of integrity, objectivity, professional competence and due care, confidentiality and professional behavior.

Our firm applies Hong Kong Standard on Quality Control 1 *Quality Control for Firms that Perform Audits and Reviews of Financial Statements, and Other Assurance and Related Services Engagements*, and accordingly maintains a comprehensive system of quality control including documented policies and procedures regarding compliance with ethical requirements, professional standards and applicable legal and regulatory requirements.

### **Reporting accountants' responsibilities**

Our responsibility is to express an opinion, as required by paragraph 4.29(7) of the Listing Rules, on the Pro Forma Financial Information and to report our opinion to you. We do not accept any responsibility for any reports previously given by us on any financial information used in the compilation of the Pro Forma Financial Information beyond that owed to those to whom those reports were addressed by us at the dates of their issue.

We conducted our engagement in accordance with Hong Kong Standard on Assurance Engagements 3420 *Assurance Engagements to Report on the Compilation of Pro Forma Financial Information Included in a Prospectus* issued by the HKICPA. This standard requires that the reporting accountants plan and perform procedures to obtain reasonable assurance about whether the Directors have compiled the Pro Forma Financial Information in accordance with paragraph 4.29 of the Listing Rules and with reference to AG 7 issued by the HKICPA.

For purposes of this engagement, we are not responsible for updating or reissuing any reports or opinions on any historical financial information used in compiling the Pro Forma Financial Information, nor have we, in the course of this engagement, performed an audit or review of the financial information used in compiling the Pro Forma Financial Information.

The purpose of the Pro Forma Financial Information included in the prospectus is solely to illustrate the impact of the global offering of the shares of the Company on unadjusted financial information of the Group as if the transaction had been undertaken at an earlier date selected for purposes of the illustration. Accordingly, we do not provide any assurance that the actual outcome of the transaction would have been as presented.

A reasonable assurance engagement to report on whether the Pro Forma Financial Information has been properly compiled on the basis of the applicable criteria involves performing procedures to assess whether the applicable criteria used by the Directors in the compilation of the Pro Forma Financial Information provide a reasonable basis for presenting the significant effects directly attributable to the transaction, and to obtain sufficient appropriate evidence about whether:

- the related pro forma adjustments give appropriate effect to those criteria; and
- the Pro Forma Financial Information reflects the proper application of those adjustments to the unadjusted financial information.

The procedures selected depend on the reporting accountants' judgment, having regard to the reporting accountants' understanding of the nature of the Group, the transaction in respect of which the Pro Forma Financial Information has been compiled, and other relevant engagement circumstances.

The engagement also involves evaluating the overall presentation of the Pro Forma Financial Information.

We believe that the evidence we have obtained is sufficient and appropriate to provide a basis for our opinion.

### **Opinion**

In our opinion:

- (a) the Pro Forma Financial Information has been properly compiled on the basis stated;
- (b) such basis is consistent with the accounting policies of the Group; and
- (c) the adjustments are appropriate for the purpose of the Pro Forma Financial Information as disclosed pursuant to paragraph 4.29(1) of the Listing Rules.

Ernst & Young  
*Certified Public Accountants*  
Hong Kong

20 November 2024

## TAXATION OF SECURITY HOLDERS

The taxation of income and capital gains of holders of H Shares is subject to the laws and practices of the PRC and jurisdictions in which holders of H Shares are residents or otherwise subject to tax. The discussion is based upon laws and relevant interpretations in effect as of the Latest Practicable Date, all of which are subject to changes or adjustments and may have retrospective effect, and does not constitute any comments or suggestions accordingly. The discussion does not deal with all possible tax consequences relating to an investment in the H Shares, nor does it take into account the specific circumstances of any particular investors, some of whom may be subject to special regulation. Accordingly, prospective investors should consult their own tax advisers regarding the tax consequences of an investment in the H Shares.

This discussion does not address any aspects of PRC or Hong Kong taxation other than income tax, capital gains and profits tax, business tax/appreciation tax, stamp duty and estate duty. Prospective investors should consult their own advisers regarding PRC, Hong Kong and other tax consequences of purchasing, owning and disposing of the H Shares.

## TAXATION IN THE PRC

### Taxation on dividends

#### *Individual investors*

According to the Individual Income Tax Law of the PRC (中華人民共和國個人所得稅法) (the “IIT Law”) that was promulgated on 10 September 1980 and amended on 31 August 2018 by the Standing Committee of the National People’s Congress and came into effect on 1 January 2019, and the Regulations for the Implementation of the IIT Law (中華人民共和國個人所得稅法實施條例), that were amended by the State Council on 18 December 2018 and came into effect on 1 January 2019, dividends paid by PRC companies to individual investors are generally subject to a withholding tax at a flat rate of 20%. At the same time, according to the Notice on Issues Concerning Differentiated IIT Policies for Dividends and Bonuses of Listed Companies (關於上市公司股息紅利差別化個人所得稅政策有關問題的通知) (Cai Shui [2015] No. 101) issued by the MOF, the SAT and CRSC on 7 September 2015, where an individual acquires stocks of a listed company from public offering of the company or from the stock transfer market and holds the stocks for more than one year, the income from dividends is exempt from IIT; where an individual acquires stocks of a listed company from public offering of the company or from the stock transfer market and holds the stocks for one month or less, the full amount of such income from dividends shall be included in taxable income; if the individual holds the stocks for one month to one year, 50% of such income from dividends shall be included in taxable income; the aforesaid income is subject to an IIT at a flat rate of 20%. For a foreign individual who is not a resident of the PRC, the receipt of dividends from a PRC company is normally subject to IIT of 20% unless specifically exempted by an authority of the State Council or reduced by an applicable tax treaty. As stated in “Risk Factors — Risks Related to Conducting Business in the PRC — We are a PRC enterprise and are subject to PRC taxation on our worldwide income, and both dividends payable to investors and investors’ proceeds from the sale of H Shares are subject to PRC taxation”, in fact, the withholding tax rate for dividends of non-resident individuals may be lower than 20% under a number of circumstances.

Pursuant to the Arrangement between the Mainland PRC and the Hong Kong Special Administrative Region for the Avoidance of Double Taxation and the Prevention of Fiscal Evasion with Respect to Taxes on Income signed on 21 August 2006, the PRC government may impose tax on dividends paid by a PRC company to a Hong Kong resident (including natural person and legal entity), but such tax will not exceed 10% of the total amount of the dividends payable. The Fifth Protocol to the Arrangement between the Mainland PRC and the Hong Kong Special Administrative Region for the Avoidance of Double Taxation and the Prevention of Fiscal Evasion with Respect to Taxes on Income issued by the State Administration of Taxation, effective on 6 December 2019, stipulates that the arrangements or transactions made for the primary purpose of obtaining the above-mentioned tax benefits are not subject to the above-mentioned provisions.

### *Enterprise Investors*

In accordance with the Enterprise Income Tax Law of the PRC (《中華人民共和國企業所得稅法》) (the “EIT Law”), which was latest amended and came into effect on 29 December 2018, and the Implementation Provisions for the Enterprise Income Tax Law of the PRC (《中華人民共和國企業所得稅法實施條例》), which was latest amended and came into effect on 23 April 2019, a non-resident enterprise is generally subject to a 10% enterprise income tax on PRC-sourced income (including dividends received from a PRC resident enterprise whose shares are offered and listed in Hong Kong), if such non-resident enterprise does not have an establishment or premise in the PRC or has an establishment or premise in the PRC but the PRC-sourced income is not connected with such establishment or premise in the PRC. The aforesaid income tax payable by a non-resident enterprise must be withheld at source, and the payer of the income is the withholding obligator. Such withholding tax may be reduced pursuant to applicable treaties to avoid double taxation.

The Notice of the Issues Concerning Withholding EIT on the Dividends Distributed by PRC Resident Enterprises to Overseas H-share Non-PRC Resident Enterprise Shareholders (國家稅務總局關於中國居民企業向境外H股非居民企業股東派發股息代扣代繳企業所得稅有關問題的通知) that was promulgated by the SAT and came into effect on 6 November 2008, further clarifies that with regard to dividends distributed from profits generated after 1 January 2008, PRC resident enterprises must withhold and pay enterprise income tax at a tax rate of 10% on dividends distributed to H-share non-PRC resident enterprise shareholders. The Reply of the Imposition of Enterprise Income Tax on B-share and Other Dividends of Non-resident Enterprises (關於非居民企業取得B股等股票股息徵收企業所得稅問題的批覆) that was promulgated by the SAT on 24 July 2009, further provides that any PRC resident enterprise listed on any overseas stock exchange must withhold enterprise income tax at a rate of 10% on dividends distributed to non-PRC resident enterprise shareholders. Such tax rates may be further changed pursuant to the tax treaty or agreement that the PRC has concluded with relevant jurisdictions, where applicable.

Pursuant to the Arrangement between the Mainland PRC and the Hong Kong Special Administrative Region for the Avoidance of Double Taxation and the Prevention of Fiscal Evasion with Respect to Taxes on Income (內地和香港特別行政區關於對所得避免雙重徵稅和防止偷漏稅的安排) signed on 21 August 2006, the PRC government may impose tax on dividends paid by a PRC company to a Hong Kong resident (including natural person and legal entity), but such tax shall not exceed 10% of the total amount of the dividends payable. If a Hong Kong resident directly holds 25% or more of the equity interest in a PRC company, such tax shall not exceed 5% of the total dividends payable by the PRC company. The Fifth Protocol to the Arrangement between the Mainland PRC and the Hong Kong Special Administrative Region for the Avoidance of Double Taxation and the Prevention of Fiscal Evasion with Respect to Taxes on Income issued by the SAT (《內地和香港特別行政區關於對所得避免雙重徵稅和防止偷漏稅的安排》第五議定書) effective on 6 December 2019 stipulates that the arrangements or transactions made for the primary purpose of obtaining the above-mentioned tax benefits are not subject to the above-mentioned provisions.

#### *Tax treaties*

Non-PRC resident investors residing in countries that have entered into treaties for the avoidance of double taxation with the PRC or residing in Hong Kong or Macau Special Administrative Region are entitled to preferential tax rates on dividends received by such investors from the PRC companies. The PRC has entered into arrangements for the avoidance of double taxation with Hong Kong and Macau Special Administrative Region, respectively, and has entered into treaties for the avoidance of double taxation with certain other countries, including but not limited to Australia, Canada, France, Germany, Japan, Malaysia, the Netherlands, Singapore, the United Kingdom and the United States. A non-PRC resident enterprise entitled to a preferential tax rate under a relevant income tax treaty or arrangement may apply to the PRC tax authorities for a refund of the difference between the amount of tax withheld and the amount of tax calculated according to the treaty rate.

#### **Taxation on income from transfer of equity**

##### *Individual investors*

According to the IIT Law and its implementation regulations, individuals shall pay the IIT at the rate of 20% on their income from the sale of equity in PRC resident enterprises. In accordance with the Circular of the Declaring that IIT Continues to Be Exempted over Income of Individuals from Transfer of Shares (財政部及國家稅務總局關於個人轉讓股票所得繼續暫免徵收個人所得稅的通知) (the “**Circular 61**”) that was promulgated by the MOF and the SAT on 30 March 1998, from 1 January 1997, income of individuals from the transfer of shares of listed companies remain exempt from IIT. According to the Announcement about the Catalogue of Preferential IIT Policies with Continued Effect (財政部、國家稅務總局關於繼續有效的個人所得稅優惠政策目錄的公告) promulgated by the MOF and the SAT on 29 December 2018 (MOF and SAT Announcement [2018] No. 177), Circular 61 will remain effective.



*Enterprise Investors*

In accordance with the EIT Law and its implementation provisions, a non-resident enterprise is generally subject to a 10% enterprise income tax on PRC-sourced income, including gains derived from the disposal of equity interests in a PRC resident enterprise, if it does not have an establishment or premise in the PRC or has an establishment or premise in the PRC but the PRC-sourced income is not connected in reality with such establishment or premise. The aforesaid income tax payable by a non-resident enterprise must be withheld at source, and the payer of the income is the withholding obligator. Such tax may be reduced or eliminated under applicable tax treaties or arrangements.

*Tax policies for Shanghai — Hong Kong Stock Connect*

Pursuant to the Announcement on Continued Implementation of IIT Policies Relating to Interconnection Mechanism for Transactions in Shanghai — Hong Kong Stock Markets and Shenzhen — Hong Kong Stock Markets and Mutual Recognition of Funds Between Mainland PRC and Hong Kong (關於繼續執行滬港、深港股票市場交易互聯互通機制和內地與香港基金互認有關個人所得稅政策的公告) (MOF Announcement [2019] No. 93) that came into effect on 5 December 2019, from 5 December 2019 to 31 December 2022, the income from the transfer price difference obtained by Mainland PRC individual investors investing in stocks listed on the Hong Kong Stock Exchange through Shanghai-Hong Kong Stock Connect is exempt from IIT. Pursuant to the “Circular of the MOF, SAT and China Securities Regulatory Commission on the Relevant Taxation Policies for the Pilot Interconnected Mechanism for Trading in the Stock Markets of Hong Kong and Shanghai” that came into effect on 17 November 2014, in respect of dividends and bonuses received by mainland PRC individual investors from investing in the H shares listed on the Hong Kong Stock Exchange through the Shanghai-Hong Kong Stock Connect, the H share company should submit an application to China Securities Depository and Clearing Company Limited (the “CSDC”), whereby the CSDC will provide a list of the mainland PRC individual investors to the H share company, and the H share company will deduct the IIT on behalf of the mainland PRC individual at the tax rate of 20%.

Pursuant to the “Circular of the MOF, SAT and China Securities Regulatory Commission on the Relevant Taxation Policies for the Pilot Interconnected Mechanism for Trading in the Stock Markets of Hong Kong and Shanghai” (Cai Shui [2014] No. 81) that came into effect on 17 November 2014, the income derived from the difference in the price of the transfer of the stocks listed on the Hong Kong Stock Exchange obtained by mainland PRC enterprise investors through the Shanghai-Hong Kong Stock Connect shall be counted as part of their gross income and be subject to the enterprise income tax according to the law. Income tax will be levied in accordance with the law. Among them, dividend and bonus income obtained by mainland PRC resident enterprises from their continuous holding of H shares for 12 months or more is exempted from enterprise income tax in accordance with the law. H share companies do not withhold dividend and bonus income tax on behalf of mainland PRC enterprises in respect of dividend and bonus income obtained by mainland PRC enterprises. The tax payable shall be declared and paid by the enterprise itself.

*Tax policies for Shenzhen — Hong Kong Stock Connect*

Pursuant to the Announcement on Continued Implementation of IIT Policies Relating to Interconnection Mechanism for Transactions in Shanghai — Hong Kong Stock Markets and Shenzhen — Hong Kong Stock Markets and Mutual Recognition of Funds Between mainland PRC and the Hong Kong that came into effect on 5 December 2019, from 5 December 2019 to 31 December 2022, the income from the transfer price difference obtained by mainland PRC individual investors investing in stocks listed on the Hong Kong Exchanges and Clearing Market through Shenzhen — Hong Kong Stock Connect are temporarily exempted from IIT. Pursuant to the Circular on the Relevant Taxation Policy for the Pilot Programme of an Interconnection Mechanism for Transactions in the Shenzhen and Hong Kong Stock Markets (關於深港股票市場交易互聯互通機制試點有關稅收政策的通知) (Cai Shui [2016] No. 127) which came into effect on 5 December 2016, for dividends and bonus obtained by individual investors of mainland PRC investing in the PRC listed on the Stock Exchange through Shenzhen — Hong Kong Stock Connect, the H share companies shall apply to the CSDC for provision by the CSDC to the H-share companies the register of mainland PRC individual investors, and the H-share companies shall withhold IIT at a rate of 20%.

Pursuant to the Circular on the Relevant Taxation Policy for the Pilot Programme of an Interconnection Mechanism for Transactions in the Shenzhen and Hong Kong Stock Markets (關於深港股票市場交易互聯互通機制試點有關稅收政策的通知) (Cai Shui [2016] No. 127) which came into effect on 5 December 2016, the income from the transfer price difference obtained by enterprise investors of mainland PRC investing in stocks listed on the Stock Exchange through Shenzhen — Hong Kong Stock Connect shall be included in their total income, and the EIT shall be levied on such income in accordance with the law. Among them, dividend and bonus income obtained by mainland PRC enterprise residents from their continuous holding of H shares for 12 months or more is exempted from enterprise income tax in accordance with the law. H share companies do not withhold dividend and bonus income tax on behalf of mainland PRC enterprises in respect of dividend and bonus income obtained by mainland PRC enterprises. The tax payable shall be declared and paid by the enterprise itself.

*Stamp duty in the PRC*

In accordance with the Stamp Duty Law of the PRC (中華人民共和國印花稅法) which came into effect on 1 July 2022, (i) entities and individuals that conclude taxable certificates, or conduct securities transactions within the territory of the PRC shall be taxpayers of stamp duty, and shall pay the PRC stamp duty; (ii) entities and individuals who are located outside the territory of the PRC and conclude taxable certificates that are to be used within the territory of the PRC shall pay the PRC stamp duty.

*Estate Duty*

The PRC currently has not imposed any estate duty yet.

*Enterprise income tax*

According to the EIT Law, the EIT rate in the PRC is 25%, which is in line with the rate applicable to foreign-invested enterprises and foreign enterprises.

According to the Administrative Measures for Recognition of High and New-Technology Enterprises that was promulgated by the Ministry of Science and Technology, the MOF and the SAT on 14 April 2008, amended on 29 January 2016 and came into effect on 1 January 2016, enterprises which are recognized as high and new-tech enterprises could apply for a preferential EIT rate of 15% in accordance with the EIT Law. According to the Notice Regarding the Promotion of the Income Tax Policy for Technologically Advanced Service Enterprises to the Whole Country that was promulgated by the MOF, the SAT, the MOFCOM, the Ministry of Science and Technology, and the NDRC on 2 November 2017 and came into effect on 1 January 2018, upon recognition, technologically advanced service enterprises are entitled to a reduced rate of 15% for the EIT nationwide. The education expenditures of employees in recognized technologically advanced service enterprises that do not exceed 8% of the total wages and salaries can be deducted from the taxable income. The excess is allowed to be carried forward for deduction in subsequent tax years.

#### *Value-added tax ("VAT")*

Pursuant to the Provisional Regulations on VAT of the PRC (中華人民共和國增值稅暫行條例) promulgated by the State Council on 13 December 1993 and amended and came into effect on 19 November 2017, all organisations and individuals engaged in sales of goods, provision of processing, repairs and replacement services, or import of goods within the territory of the PRC are subject to VAT. For taxpayers selling or importing goods, except as otherwise provided in the above regulations, the general tax rate is 17%.

Pursuant to the Notice on the Full Implementation of Pilot Program for Transition from Business Tax to VAT (《關於全面推開營業稅改徵增值稅試點的通知》) (Cai Shui [2016] No. 36) promulgated by the MOF and the SAT on 23 March 2016 and coming into effect on 1 May 2016, upon approval of the State Council, the pilot programme of replacing business tax with VAT will be promoted nationwide from 1 May 2016. All business tax taxpayers in the construction industry, the real estate industry, the financial industry, and the living service industry are included in the scope of the pilot programme, and the payment of business tax will be replaced by the payment of VAT. Pursuant to the Measures for the Implementation of the Pilot Programme of Replacing Business Tax with VAT (營業稅改徵增值稅試點實施辦法) that was issued and came into effect at the same time with the aforementioned notice, the tax rates applied to taxpayers for selling services, intangible assets or real estates shall be 17%, 11%, 6% and zero, respectively.

Pursuant to the Notice on Adjusting VAT Rates (關於調整增值稅稅率的通知) (Cai Shui [2018] No. 32) that was promulgated by the MOF and the SAT on 4 April 2018 and came into effect on 1 May 2018, for taxpayers engaging in taxable sales or import of goods, the previously applicable VAT rates of 17% and 11% are adjusted to 16% and 10%, respectively.

Pursuant to the Announcement on Relevant Policies for Deepening the VAT Reform (關於深化增值稅改革有關政策的公告) that was promulgated by the MOF, the SAT and General Administration of Customs of the PRC (中華人民共和國海關總署) on 20 March 2019 and came into effect on 1 April 2019, for taxpayers engaging in taxable sales or import of goods, the previously applicable VAT rates of 16% and 10% are adjusted to 13% and 9%, respectively.

**TAXATION IN HONG KONG****Tax on dividends**

Under the current practice of the Inland Revenue Department of Hong Kong, no tax is payable in Hong Kong in respect of dividends paid by us.

**Capital gains and profits tax**

No tax is imposed in Hong Kong in respect of capital gains from the sale of H Shares. However, trading gains from the sale of H Shares by persons carrying on a trade, profession or business in Hong Kong, where such gains are derived from or arise in Hong Kong from such trade, profession or business will be subject to Hong Kong profits tax, which is currently imposed at the maximum rate of 16.5% on corporations and at the maximum rate of 15% on unincorporated businesses. Certain categories of taxpayers (for example, financial institutions, insurance companies and securities dealers) are likely to be regarded as deriving trading gains rather than capital gains unless these taxpayers can prove that the investment securities are held for long-term investment purposes.

Trading gains from sales of H Shares effected on the Stock Exchange will be considered to be derived from or arise in Hong Kong. Liability for Hong Kong profits tax would thus arise in respect of trading gains from sales of H Shares effected on the Stock Exchange realized by persons carrying on a business of trading or dealing in securities in Hong Kong.

**Stamp duty**

Hong Kong stamp duty, currently charged at the ad valorem rate of 0.1% on the higher of the consideration for or the market value of H Shares, will be payable by the purchaser on every purchase and by the seller on every sale of Hong Kong securities, including H Shares (in other words, a total of 0.2% is currently payable on a typical sale and purchase transaction involving H Shares). In addition, a fixed duty of HK\$5.00 is currently payable on any instrument of transfer of H Shares. Where one of the parties is a resident outside Hong Kong and does not pay the ad valorem duty due by it, the duty not paid will be assessed on the instrument of transfer (if any) and will be payable by the transferee. If no stamp duty is paid on or before the due date, a penalty of up to ten times the duty payable may be imposed.

**Estate duty**

The Revenue (Abolition of Estate Duty) Ordinance 2005 abolished estate duty in respect of deaths occurring on or after February 11, 2006.

**FOREIGN EXCHANGE**

The lawful currency of the PRC is the Renminbi, which is currently subject to foreign exchange control and is not freely convertible into foreign exchange. The SAFE under the PBOC is responsible for administration of all matters relating to foreign exchange, including the enforcement of foreign exchange control regulations.

Pursuant to the Regulations of the People's Republic of China on Foreign Exchange Administration (the "**Foreign Exchange Administration Regulations**") that was promulgated by the State Council on 29 January 1996 and came into effect on 1 April 1996, all international payments and transfers are classified into current and capital items, with most of the current items no longer subject to the approval of the SAFE, while capital items are still subject to its approval. The Foreign Exchange Administration Regulations was subsequently amended on 14 January 1997 and 5 August 2008, respectively. The latest amended Foreign Exchange Administration Regulations clarifies that the State does not impose restriction on international current account payments and transfers.

According to the "Regulations on the Administration of Settlement, Sale and Payment of Foreign Exchange" (Yin Fa [1996] No. 210) which was issued by the PBOC on 20 June 1996 and came into effect on 1 July 1996, the existing restrictions on foreign exchange transactions under capital items were retained while the residual restrictions on foreign exchange conversions under current items were abolished.

Pursuant to the Announcement on Reforms to Improve the Exchange Rate Formation Mechanism of Renminbi ("**PBOC Announcement [2005] No. 16**"), which was promulgated by the PBOC and took effect on 21 July 2005, the PRC began to implement a managed floating exchange rate system, under which the exchange rate is determined according to market demand and supply and adjusted with reference to a basket of currencies. The exchange rate of RMB is no longer pegged to the U.S. dollar. The PBOC will announce the closing price of foreign currencies, such as the U.S. dollar, against the RMB in the interbank foreign exchange market after the close of business on each business day, which will be used as the mid-rate for RMB transactions on the following business day.

Pursuant to the Announcement on Further Improvement of the Interbank Spot Foreign Exchange Market promulgated by the PBOC which came into effect on 3 January 2006, with effect from 4 January 2006, over-the-counter transactions were introduced into the interbank spot foreign exchange market, and the practice of matching was kept at the same time. In addition to the above, the PBOC introduced the market-maker rule to provide liquidity to the foreign exchange market. On 1 July 2014, the PBOC issued the Notice of the People's Bank of China on Matters Relating to the Management of Exchange Rates for Transactions in the Interbank Foreign Exchange Market and Exchange Rates for Quotations by Banks (Yin Fa [2014] No. 188), the PRC Foreign Exchange Trade System is authorized to make inquiries with the market makers before the interbank foreign exchange market opens every day for their offered quotations which are used as samples to calculate the central parity of the RMB against the USD on that day, and announce the central parity of the RMB against currencies such as the USD at 9:15 a.m. on each working day.

On 5 August 2008, the State Council promulgated the revised Foreign Exchange Control Regulations (the "**Revised Foreign Exchange Control Regulations**"), which have made substantial changes to the foreign exchange supervision system of the PRC. Firstly, the Revised Foreign Exchange Control Regulations has adopted an approach of balancing the inflow and outflow of foreign exchange, foreign exchange income received overseas can be repatriated or deposited overseas, and foreign exchange and settlement funds



under the capital account are required to be used only for purposes as approved by the competent authorities and foreign exchange administrative authorities. Secondly, the Revised Foreign Exchange Control Regulations has improved the RMB exchange rate floating system based on market supply and demand. Thirdly, the Revised Foreign Exchange Control Regulations has strengthened the monitoring of cross-border foreign exchange cash flows. In the event that international balance of payment suffers or may suffer a material misbalance, or the national economy encounters or may encounter a severe crisis, the State may adopt necessary safeguard or control measures. Fourthly, the Revised Foreign Exchange Control Regulations has enhanced the supervision and administration of foreign exchange transactions and grant extensive authorities to the SAFE to enhance its relevant supervisory and administrative powers.

In accordance with the relevant State regulations and laws, all foreign exchange earnings of PRC enterprises from recurring transactions may be retained or sold to financial institutions that operate foreign exchange settlement and sales businesses. Foreign exchange income from loans from overseas organizations or foreign exchange income generated from the issuance of bonds and stocks does not need to be sold to designated foreign exchange banks, but can be deposited into the foreign exchange account of a designated foreign exchange bank.

PRC enterprises (including foreign-invested enterprises) which need foreign exchange for current item transactions may, without the approval of the SAFE, effect payment from foreign exchange accounts at the designated foreign exchange banks, on the strength of valid transaction receipt or evidence. Foreign-invested enterprises which need foreign exchange for the distribution of profits to their shareholders and PRC enterprises which, in accordance with regulations, are required to pay dividends to their shareholders in foreign exchange may, on the strength of resolutions of the board of directors or the shareholders' meeting on the distribution of profits, effect payment from foreign exchange accounts at a designated foreign exchange bank or effect exchange and payment at a designated foreign exchange bank.

On 23 October 2014, the State Council promulgated the Decisions on Matters including Canceling and Adjusting a Batch of Administrative Approval Items (《國務院關於取消和調整一批行政審批項目等事項的決定》) (Guo Fa [2014] No. 50), which canceled the approval requirement of the SAFE and its branches for the remittance and settlement of the proceeds raised from the overseas listing of the foreign shares into RMB domestic accounts.

On 26 December 2014, the SAFE issued the Notice of the State Administration of Foreign Exchange on Issues Concerning the Foreign Exchange Administration of Overseas Listing (《國家外匯管理局關於境外上市外匯管理有關問題的通知》) (Hui Fa [2014] No. 54), pursuant to which a domestic company shall, within 15 business days from the date of the completion of its overseas listing and issuance, register the overseas listing with the SAFE's local branch at the place of its incorporation. The proceeds from an overseas listing of a domestic company may be remitted to the domestic account or deposited in an overseas account, but the use of the proceeds shall be consistent with the content of documents as publicly disclosed by the prospectus.

According to the Notice of the State Administration of Foreign Exchange of the PRC on Revolutionizing and Regulating Capital Account Settlement Management Policies (《國家外匯管理局關於改革和規範資本項目結匯管理政策的通知》) (Hui Fa [2016] No. 16), which was issued by the SAFE and came into effect on 9 June 2016, foreign currency earnings in capital account that relevant policies of willingness exchange settlement have been clearly implemented on (including the recalling of raised capital by overseas listing) may undertake foreign exchange settlement in the banks according to actual business needs of the domestic institutions. The tentative percentage of foreign exchange settlement for foreign currency earnings in capital account of domestic institutions is 100%. The SAFE may adjust the above proportion in due time according to balance of payments.

On 26 January 2017, the SAFE issued the Circular of State Administration of Foreign Exchange on Further Promoting Foreign Exchange Management Reform and Improving the Verification of True Compliance (國家外匯管理局關於進一步推進外匯管理改革完善真實合規性審核的通知) (Hui Fa [2017] No. 3) to further expand the scope of settlement of domestic and overseas foreign exchange loans by allowing the settlement of foreign exchange loans with a background of exporting goods for trading, the redeployment of the funds under the domestic guaranteed loans to be used in the domestic market, and the settlement of domestic foreign exchange accounts of foreign institutions in the pilot free trade zones; and implementing the full-scale offshore loan management in local and foreign currencies, where a domestic institution handles overseas lending business, the total balance of overseas lending in local currency and the balance of overseas lending in foreign currency shall not exceed the maximum of 30% of the owner's equity in its audited financial statements of the previous year.

On 23 October 2019, the SAFE issued the Circular of the State Administration of Foreign Exchange on Further Promoting Cross-border Trade and Investment Facilitation (Hui Fa [2019] No. 28), which came into effect on the same day, with the exception of Article 8.2 (which came into effect on 1 January 2020). Pursuant to such circular, on the basis that the foreign invested enterprises with an investment nature (including foreign invested companies with an investment nature, foreign-invested venture capital enterprises and foreign-invested equity investment enterprises) may make equity investments in the PRC with capital fund in accordance with the law, foreign invested enterprises without an investment nature are allowed to make equity investments in the PRC with capital in accordance with the law on the premise of not violating the existing special administrative measures for access to foreign investment (the Negative List), and that the projects they invest in the PRC are genuine and in compliance with the law.

According to the Circular of the State Administration of Foreign Exchange on Optimising Foreign Exchange Management to Support the Development of Foreign-Related Businesses (Hui Fa [2020] No. 8) issued by SAFE and effective on 10 April 2020, eligible enterprises are not required to provide proofs of truthfulness to the banks beforehand for each and every payment when they use the income from capital, foreign debts and overseas listings in the domestic market, provided that the use of the funds is genuine and regulation-abiding, and in compliance with the existing regulations on the use of income from capital items. The handling banks shall manage and control the relevant business risks in accordance with the principle of prudent business development and conduct retrospective random checks on the facilitation of capital account receipts and payments in accordance with the relevant requirements.



## THE PRC LEGAL SYSTEM

The PRC legal system is based on the PRC Constitution (《中華人民共和國憲法》) revised and took effect on 11 March 2018 (hereinafter referred to as the “**Constitution**”) and is made up of written laws, administrative regulations, local regulations, autonomous regulations, separate regulations, rules and regulations of State Council departments, rules and regulations of local governments, laws of special administrative regions and international treaties of which the PRC government is the signatory and other regulatory documents. Court judgments do not constitute legally binding precedents, although they are used for the purposes of judicial reference and guidance.

According to the Constitution and the Legislation Law of the PRC (《中華人民共和國立法法》) which was last revised on 13 March 2023 and took effect on 15 March 2023 (hereinafter referred to as the “**Legislation Law**”), the NPC and its Standing Committee are empowered to exercise the legislative power of the State. The NPC has the power to formulate and amend basic laws governing State organs, civil, criminal and other matters. The Standing Committee of the NPC formulates and amends the laws other than those required to be enacted by the NPC and to supplement and amend parts of the laws enacted by the NPC during the adjournment of the NPC, provided that such supplements and amendments are not in conflict with the basic principles of such laws.

The State Council is the highest organ of state administration and has the power to formulate administrative regulations based on the Constitution and laws. The people’s congresses of the provinces, autonomous regions and municipalities and their standing committees may formulate local regulations based on the specific circumstances and actual needs of their respective administrative areas, provided that such regulations do not contravene any provision of the Constitution, laws or administrative regulations. The people’s congresses of cities divided into districts and their respective standing committees may formulate local regulations on aspects such as urban and rural construction and management, environmental protection and historical and cultural protection based on the specific circumstances and actual needs of such cities, provided that such local regulations do not contravene any provision of the Constitution, laws, administrative regulations and local regulations of their respective provinces or autonomous regions. If the law provides otherwise on the formulation of local regulations by cities divided into districts, those provisions shall prevail. Such local regulations will become enforceable after being reported to and approved by the Standing Committee of the people’s congresses of the relevant provinces or autonomous regions. The Standing Committee of the people’s congresses of the provinces or autonomous regions shall examine the legality of local regulations submitted for approval, and such approval shall be granted within four months if they are not in conflict with the Constitution, laws, administrative regulations and local regulations of the relevant provinces or autonomous regions. Where, during the examination for approval of local regulations of cities divided into districts by the Standing Committee of the people’s congresses of the provinces or autonomous regions, conflicts are identified with the rules and regulations of the people’s governments of the provinces or autonomous regions, a decision should be made to resolve the issue. People’s congresses of national autonomous areas have the power to enact autonomous regulations and separate regulations in light of the political, economic and cultural characteristics of the ethnic groups in the areas concerned.

The ministries and commissions of the State Council, PBOC, the National Audit Office and the subordinate institutions with administrative functions directly under the State Council may formulate departmental rules and regulations within the permissions of their respective departments based on the laws and administrative regulations, and the decisions and orders of the State Council. Provisions of departmental rules should be the matters related to the enforcement of the laws and administrative regulations, and the decisions and orders of the State Council. The people's governments of the provinces, autonomous regions, municipalities and cities or autonomous prefectures divided into districts may formulate rules and regulations based on the laws, administrative regulations and local regulations of such provinces, autonomous regions and municipalities.

The NPC has the right to alter or annul any inappropriate laws enacted by its Standing Committee, and also has the right to annul any autonomous regulations and separate regulations which have been approved by its Standing Committee but which contravene the Constitution or the Legislation Law. The Standing Committee of the NPC has the right to annul any administrative regulations that contravene the Constitution and laws, to annul any local regulations that contravene the Constitution, laws and administrative regulations, and to annul any autonomous regulations or separate regulations which have been approved by the standing committees of the people's congresses of the provinces, autonomous regions or municipalities, but which contravene the Constitution and the Legislation Law. The State Council has the right to alter or annul any inappropriate ministerial rules and rules of local governments. The people's congresses of provinces, autonomous regions or municipalities have the right to alter or annul any inappropriate local regulations enacted and approved by their respective standing committees. The Standing Committee of the local people's congresses has the right to annul any inappropriate rules enacted by the people's governments at the corresponding level. The people's governments of provinces and autonomous regions have the right to alter or annul any inappropriate rules enacted by the people's governments at a lower level.

Pursuant to the Resolution of the Standing Committee of the NPC Providing an Improved Interpretation of the Law (《全國人民代表大會常務委員會關於加強法律解釋工作的決議》) passed on 10 June 1981, in cases where the scope of provisions of laws or decrees needs to be further defined or additional stipulations need to be made, the Standing Committee of the NPC shall provide interpretations or make stipulations by means of decrees. Issues related to the application of laws in a court trial should be interpreted by the Supreme People's Court, issues related to the application of laws in a prosecution process of the procuratorate should be interpreted by the Supreme People's Procuratorate, and issues related to laws other than the abovementioned and the specific application of decrees should be interpreted by the State Council and the competent authorities. The State Council and its ministries and commissions are also vested with the power to give interpretations of the administrative regulations and departmental rules which they have promulgated. At the regional level, the power to interpret regional regulations is vested in the regional legislative and administrative authorities which promulgate such regulations.

## THE PRC JUDICIAL SYSTEM

Under the Constitution, the Law of Organization of the People's Court of the PRC (2018 Revision) (《中華人民共和國人民法院組織法(2018修訂)》) and the Law of Organization of the People's Procuratorate of the PRC (2018 Revision) (《中華人民共和國人民檢察院組織法(2018修訂)》), the people's courts of the PRC are divided into the Supreme People's Court, the local people's courts at all levels and special people's courts. The local people's courts at all levels are divided into three levels, namely, the basic people's courts, the intermediate people's courts and the higher people's courts. The basic people's courts may set up certain people's tribunals based on the status of the region, population and cases. The Supreme People's Court shall be the highest judicial organ of the state. The Supreme People's Court shall supervise the administration of justice by the local people's courts at all levels and by the special people's courts. The people's courts at a higher level shall supervise the judicial work of the people's courts at lower levels. The people's procuratorates of the PRC are divided into the Supreme People's Procuratorate, the local people's procuratorates at all levels, Military Procuratorates and other special people's procuratorates. The Supreme People's Procuratorate shall be the highest procuratorial organ. The Supreme People's Procuratorate shall direct the work of the local people's procuratorates at all levels and of the special people's procuratorates; the people's procuratorates at higher levels shall direct the work of those at lower levels.

The people's courts employ a two-tier appellate system, i.e., judgments or rulings of the second instance at the people's courts are final. A party may appeal against the judgment or ruling of the first instance of a local people's courts. The people's procuratorate may present a protest to the people's courts at the next higher level in accordance with the procedures stipulated by the laws. In the absence of any appeal by the parties and any protest by the people's procuratorate within the stipulated period, the judgments or rulings of the people's courts are final. Judgments or rulings of the second instance of the intermediate people's courts, the higher people's courts and the Supreme People's Court and those of the first instance of the Supreme People's Court are final. However, if the Supreme People's Court finds some definite errors in a legally effective judgment, ruling or conciliation statement of the people's court at any level, or if the people's court at a higher level finds such errors in a legally effective judgment, ruling or conciliation statement of the people's court at a lower level, it has the authority to review the case itself or to direct the lower-level people's court to conduct a retrial. If the chief judge of all levels of people's courts finds some definite errors in a legally effective judgment, ruling or conciliation statement, and considers a retrial is preferred, such case shall be submitted to the judicial committee of the people's court at the same level for discussion and decision.

The Civil Procedure Law of the PRC (《中華人民共和國民事訴訟法》) (hereinafter referred to as the "PRC Civil Procedure Law") adopted on 9 April 1991, last amended on 1 September 2023 and took effect on 1 January 2024, prescribes the conditions for instituting a civil action, the jurisdiction of the people's court, the procedures for conducting a civil action, and the procedures for enforcement of a civil judgment or ruling. All parties to a civil action conducted within the PRC must abide by the PRC Civil Procedure Law. A civil case generally falls under the jurisdiction of the court located in the defendant's place of domicile. In respect of civil proceedings, the parties to a contract may,

by written agreement, choose the people's court of the defendant's domicile, the location where the contract is performed or signed, the plaintiff's domicile, the location where the subject matter is located, for jurisdiction, provided that such choice shall not in any circumstances contravene the regulations of differential jurisdiction and exclusive jurisdiction.

A foreign individual, a person without nationality, a foreign enterprise or a foreign organization is given the same litigation rights and obligations as a citizen, a legal person or other organizations of the PRC when initiating actions or defending against litigations at a people's court. Should a foreign court limit the litigation rights of PRC citizens or enterprises, the PRC court may apply the same limitations to the citizens or enterprises of such foreign country. A foreign individual, a person without nationality, a foreign enterprise or a foreign organization must engage a PRC lawyer in case he or it needs to engage a lawyer for the purpose of initiating actions or defending against litigations at a people's court. In accordance with the international treaties to which the PRC is a signatory or participant or according to the principle of reciprocity, a people's court and a foreign court may request each other to serve documents, conduct investigation and collect evidence and conduct other actions on its behalf. A people's court shall not accommodate any request made by a foreign court which will result in the violation of sovereignty, security or public interests of the PRC.

All parties to a civil action shall perform the legally effective judgments and rulings. If any party to a civil action refuses to abide by a judgment or ruling made by a people's court or an award made by an arbitration tribunal in the PRC, the other party may apply to the people's court for the enforcement of the same within two years subject to application for postponed enforcement or revocation. The provisions relating to the suspension or discontinuance of the litigation limitation period shall be applicable to the suspension or discontinuance of the limitation period for applications to enforce a judgment. If a party fails to satisfy within the stipulated period a judgment which the court has granted an enforcement approval, the court may, upon the application of the other party, mandatorily enforce the judgment against such party.

Where a party requests for enforcement of an effective judgment or ruling made by a people's court, but the opposite party or his property is not within the territory of the People's Republic of China, the party may directly apply to the foreign court with jurisdiction for recognition and enforcement of the judgment or ruling, or the people's court may, in accordance with the provisions of international treaties to which the PRC is a signatory or in which the PRC is a participant or according to the principle of reciprocity, request for recognition and enforcement by the foreign court. Similarly, for an effective judgment or ruling made by a foreign court that requires recognition and enforcement by a people's court of the PRC, a party may directly apply to an intermediate people's court of the PRC with jurisdiction for recognition and enforcement of the judgment or ruling, or the foreign court may, in accordance with the provisions of international treaties to which its country and the PRC are signatories or in which its country is a participant or according to the principle of reciprocity, request for recognition and enforcement by the people's court, unless the people's court considers that the recognition or enforcement of such judgment or ruling would violate the basic legal principles of the PRC, its sovereignty or national security or would not be in social and public interest.

**THE COMPANY LAW OF THE PRC, THE TRIAL ADMINISTRATIVE MEASURES OF OVERSEAS SECURITIES OFFERING AND LISTING BY DOMESTIC COMPANIES AND THE GUIDELINES FOR THE ARTICLES OF ASSOCIATION OF LISTED COMPANIES**

The Company Law of the People's Republic of China (hereinafter referred to as the **"PRC Company Law"**) was adopted by the Standing Committee of the Eighth NPC at its Fifth Session on 29 December 1993 and came into effect on 1 July 1994. It was successively amended on 25 December 1999, 28 August 2004, 27 October 2005, 28 December 2013, 26 October 2018 and 29 December 2023. The newly revised PRC Company Law has been implemented on 1 July 2024.

On 17 February 2023, CSRC published the Trial Administrative Measures of Overseas Securities Offering and Listing by Domestic Companies (《境內企業境外發行證券和上市管理試行辦法》) (the **"Overseas Listing Trial Measures"**), which came into effect on 31 March 2023 and is applicable to direct and indirect overseas share subscription and listing of domestic companies, which also stipulates the filing administrative measures and regulatory requirements for the overseas securities offering and listing by domestic companies.

On 15 December 2023, CSRC promulgated the newly revised Guidelines for the Articles of Association of Listed Companies (the **"AoA Guidelines"**), which took effect on the same date. Pursuant to the Overseas Listing Trial Measures and its complementary guidelines, Guidelines on the Application of Regulatory Rules — Overseas Listing Category No. 1, domestic enterprises that directly offer shares and list overseas shall prepare an articles of association with reference to the AoA Guidelines and other relevant provisions of the CSRC on corporate governance to standardize corporate governance.

Major provisions of the PRC Company Law (as revised in 2023), the Overseas Listing Trial Measures and the AoA Guidelines in effect are summarized as follows.

**GENERAL**

A "joint stock limited company" (hereinafter referred to as a **"company"**) refers to a corporate legal person incorporated in China under the PRC Company Law with independent legal person properties and entitlements to such legal person properties. The liability of the company for its own debts is limited to the total amount of all assets it owns and the liability of its shareholders for the company is limited to the extent of the shares they subscribe for.

A company must conduct its business in accordance with laws as well as public and commercial ethics. A company may invest in other limited liability companies. The liabilities of the company to such invested companies are limited to the amount invested. Where any laws stipulate that a company cannot be the capital contributor who has the joint liabilities associated with the debts of the invested enterprises, such requirements shall prevail.



**INCORPORATION**

A company may be established by promotion or subscription. A company shall have a minimum of one but no more than 200 people as its promoters, over half of which shall have a domicile within the PRC. The registered capital of a company is the total share capital of the issues shares as registered with the company registration authority. No share offering shall be made before the shares subscribed for by promoters are fully paid up. If laws, administrative regulations and State Council decisions provide otherwise on the minimum registered capital, a company should follow such provisions.

For companies incorporated by way of promotion, the promoters shall subscribe for the full amount of shares to be issued upon the establishment of the company as provided for in the articles of association. The promoters shall pay the subscription monies in full for the shares they have subscribed for before the company is incorporated.

Where companies are incorporated by share offering, shares subscribed for by the promoters shall not be less than 35% of the total number of shares to be issued when the company is established as stipulated in the company's articles of association, unless otherwise provided by laws or administrative regulations. A promoter who offers shares to the public shall publish a prospectus and prepare a subscription letter to be completed, signed or sealed by subscribers, specifying the number and amount of shares to be subscribed for and the subscribers' domicile. The subscribers shall pay up monies for the shares they subscribe for. Where a company offers shares to the public, such offer shall be underwritten by security companies established under PRC law, and underwriting agreements shall be entered into. A company offering shares to the public shall also enter into agreements with banks in relation to the receipt of subscription monies. The receiving banks shall receive and keep in custody the subscription monies, issue receipts to subscribers who have paid the subscription monies and is obliged to furnish evidence of receipt of those subscription monies to relevant authorities. An announcement shall be made after the company has raised the full amount of the subscription monies for the shares to be issued. After the subscription monies for the shares to be issued have been paid in full, a capital verification institution established under PRC laws shall be engaged to conduct a capital verification and furnish a certificate thereof. The sponsors who raise funds to establish a joint-stock company shall preside over and convene the establishment meeting of the company within thirty days from the date of full payment of the shares that should be issued when the company is established, and notify all subscribers or announce the date of the meeting 15 days prior to the date of the establishment meeting. The establishment meeting shall be formed by the subscribers holding more than half of the voting rights. The convening and voting procedures of the establishment meeting of a joint-stock company established by way of promotion shall be stipulated in the company's articles of association or the agreement between the promoters. Powers to be exercised at the establishment meeting of a company shall include but not limited to the adoption of articles of association and the election of directors and supervisors. The aforesaid matters shall be resolved by more than 50% of the votes to be casted by subscribers presented at the meeting. Where the shares that shall be issued when the company is established are not fully subscribed, or where the promoter fails to convene an establishment meeting within 30 days of the subscription monies for the shares issued being fully paid up, the

subscribers may demand that the promoters refund the subscription monies so paid together with the interest at bank rates of a deposit for the same period. After the promoters or subscribers have paid for their shares or delivered non-monetary property, they may not withdraw their share capital, except in the case of failure to raise the full amount of shares by the due date, failure of the promoters to convene the establishment meeting by the due date, or the establishment meeting resolves not to establish the company. Within 30 days after the conclusion of the establishment meeting of the company, the board of directors shall authorize a representative to apply to the company registration authority for registration of the establishment of the company. A company is formally established and has the capacity of a legal person after approval of registration has been given by the relevant company registration authority for industry and commerce and a business license has been issued. A joint stock limited company established by the subscription method shall obtain the approval for public offering from the securities regulatory authority of the State Council and submit the approval to the company registration authority.

The legal consequences of the civil activities undertaken by the shareholders at the time of the establishment of a company for the establishment of such company shall be borne by the company. If the company is not incorporated, the legal consequences shall be borne by the shareholders at the time of the establishment of the company; if the shareholders at the time of the establishment of the company are two or more persons, they shall enjoy joint and several claims and bear joint and several liabilities. As regards the civil liabilities arising from the civil activities undertaken by the shareholders at the time of establishment in their own name for the purpose of establishing the company, the third party shall have the right to choose to request the company or the shareholders at the time of establishment to bear such liabilities. If the shareholders at the time of establishment cause damage to others by performing their duties for the establishment of the company, the company or the shareholders who are not at fault may, after assuming the liability, recover it from the shareholders who are at fault.

#### **SHARE CAPITAL**

The promoters may make a capital contribution in currencies, or non-monetary assets such as in kind or intellectual property rights or land use rights or equity rights or creditors' rights which can be appraised with monetary value and transferred lawfully, except for assets which are prohibited from being contributed as capital by the laws or administrative regulations. Non-monetary assets contributed as capital shall be valued and verified, and shall not be over-valued or under-valued. Where laws or administrative regulations have provisions on valuation, such provisions shall prevail.

The issuance of shares shall be conducted in a fair and equitable manner. Each share of the same class must carry equal rights. Shares issued at the same time and within the same class must be issued on the same conditions and at the same price. The same price per share shall be paid by any subscriber. The offering price of par value shares may be equal to or greater than the nominal value of the share, but may not be less than the nominal value.



Under the PRC Company Law, a joint-stock company shall maintain a register of members which shall be kept at the company and set forth the following matters: (1) the name or company's name and domicile of the shareholders; (2) the class and number of shares subscribed for by each shareholder; (3) in case of shares issued in paper form, the serial numbers of share certificates; and (4) the date on which each shareholder acquired the shares.

The Overseas Listing Trial Measures provides that domestic enterprises that are listed overseas may raise funds and distribute dividends in foreign currencies or Renminbi. Under certain circumstances, such as equity incentives and issuing securities to acquire assets, domestic enterprises may issue securities to specific domestic parties when issuing securities directly overseas. Under the Trial Measures, for a domestic company directly offering and listing overseas, shareholders of its domestic unlisted shares applying to convert such shares into shares listed and traded on an overseas trading venue shall conform to relevant regulations promulgated by the CSRC, and authorize the domestic company to file with the CSRC on their behalf, submit filing reports, legal opinions and other relevant materials, and truthfully, accurately and completely explain shareholder information and other information. The domestic unlisted shares mentioned in the preceding paragraph refer to the shares that have been issued by domestic enterprises but have not been listed or listed for trading on domestic exchanges. Domestic unlisted shares shall be centrally registered and deposited with domestic securities registration and settlement institutions. The registration and settlement arrangements of overseas listed shares shall be subject to the provisions of overseas listing places. Where a domestic enterprise is indirectly listed overseas, the issuer shall designate a domestic principal operating entity as the domestic responsible person and file with the CSRC.

#### INCREASE IN SHARE CAPITAL

Pursuant to the relevant provisions of the PRC Company Law, where a company is issuing new shares, resolutions shall be passed at a shareholders' meeting in accordance with the articles of association in respect of matters such as the class and amount of the new shares, the issue price of the new shares, the commencement and end dates for the issue of the new shares and the class and amount of the new shares proposed to be issued to existing shareholders. Where a company raises shares from the public, it shall register with the security regulatory organization under the State Council and announce the prospectus. After the issued shares have been fully paid up, the company shall make an announcement.

In addition, the Securities Law of the PRC (hereinafter referred to as the "**PRC Securities Law**") also provides for the following conditions for companies to offer new shares to the public: (1) having a sound and well-operated organizational structure; (2) having sustainable operation ability; (3) an unqualified auditor's report on its financial and accounting reports for the latest three years; (4) the issuer as well as its controlling shareholders and the actual controller have not committed any crime such as corruption, bribery, embezzlement, misappropriation of property or undermining the order of the socialist market economy during the latest three years; and (5) other requirements of the securities regulatory authority under the State Council which are approved by the State

Council. After the new shares issued by the company has been paid up, the change must be registered with the company registration authority and a public announcement must be made accordingly.

#### **REDUCTION OF SHARE CAPITAL**

A company shall reduce its registered capital in accordance with the following procedures prescribed by the PRC Company Law: (1) the company shall prepare a balance sheet and an inventory of assets; (2) the reduction of registered capital must be approved by shareholders at shareholders' meeting; (3) the company shall notify its creditors within 10 days and publish an announcement in newspapers or on the National Enterprise Credit Information Publicity System within 30 days from the day on which the resolution approving the reduction was passed; (4) the creditors of the company are entitled to require the company to repay its debts or provide guarantees for such debts within 30 days from receipt of the notification or within 45 days from the date of the announcement if he/she/it has not received any notification; and (5) the company must apply to the company registration authority for change in registration.

Where a company reduces its registered capital, it shall reduce the amount of capital or shares according to the proportion of the shareholders' contributions or shareholdings, unless as otherwise provided by law, as otherwise agreed by all the shareholders of the limited liability company, or as otherwise stipulated in the articles of association of the joint stock limited company.

#### **REPURCHASE OF SHARES**

Pursuant to the PRC Company Law, a company may not repurchase its own shares other than for the following purposes: (1) reducing its registered capital; (2) merging with other companies which hold its shares; (3) carrying out an employee stock ownership plan or equity incentive plan; (4) acquiring its shares at the request of its shareholders who vote in a shareholders' meeting against a resolution regarding a merger and division; (5) utilizing the shares for conversion of listed corporate bonds which are convertible into shares; and (6) where it is necessary for the listed company to safeguard the value of the company and the interests of its shareholders. The acquisition by a company of its own shares on the grounds set out in item (1) to (2) above shall be approved by way of a resolution of a shareholders' meeting; the acquisition by a company of its own shares in circumstances as set out in items (3), (5) and (6) above may be approved by way of a resolution at a board meeting with two-third or more of the directors present in accordance with the provisions of the company's articles of association or the authorization of the shareholders' meeting.

Following the acquisition by a company of its own shares in accordance with these requirements, such shares shall be canceled within 10 days from the date of the acquisition under the circumstance in item (1); such shares shall be transferred or canceled within six months under the circumstances in items (2) or (4); the total shares held by the Company shall not exceed 10% of the total amount of shares issued by the Company and such shares shall be transferred or canceled within three years under the circumstances in items (3), (5) or (6).

A listed company shall perform its information disclosure obligations in accordance with the provisions of the Securities Law of People's Republic of China when acquiring its own shares. The acquisition by a listed company of its own shares in circumstances as set out in items (3), (5) and (6) of this article shall be conducted through open centralized trading.

The Company shall not accept the equity rights of the Company as the subject of pledge.

#### **TRANSFER OF SHARES**

Shares held by shareholders of a joint-stock company may be transferred to other shareholders or to persons other than shareholders; if the company's articles of association impose restrictions on the transfer of shares, such transfer shall be effected in accordance with the provisions of the company's articles of association. Pursuant to the PRC Company Law, a shareholder should effect a transfer of his shares on a stock exchange established in accordance with laws or by any other means as required by the State Council. Transfer of shares may be carried out by endorsement of shareholders or in other manner specified by laws and administrative regulations. Following the transfer, the company shall enter the names and addresses of the transferees into its register of members.

Pursuant to the PRC Company Law, the register of members shall not be modified within 20 days prior to the convening of a shareholder's meeting or five days prior to the base date for determination of dividend distributions. Where laws, administrative regulations or the securities regulatory authorities under the State Council have other provisions on changes to the register of members of a listed company, such provisions shall prevail.

Pursuant to the PRC Company Law, shares of the company issued prior to the public issue of shares may not be transferred within one year of the date of the company's listing on a stock exchange. Where laws, administrative regulations or the securities regulatory authority of the State Council have other provisions on the transfer of shares held by shareholders or de facto controllers of listed companies, such provisions shall prevail. Directors, supervisors and the senior management of a company shall declare to the company their shareholdings in it and changes in such shareholdings. During their terms of office, they shall not transfer more than 25% of the total number of shares held by them in the Company each year during their term of office as determined when they assume the posts. They shall not transfer the shares they hold within one year from the date of the company's listing on a stock exchange, nor within six months after they leave their positions in the company. The articles of association may set out other restrictive provisions in respect of the transfer of shares in the company held by its directors, supervisors and the senior management. Where the shares are pledged within the time limit for restricted transfer as provided for by laws and administrative regulations, the pledgee may not exercise the pledge right within such restricted period.

Under the Overseas Listing Trial Measures, for a domestic company directly offering and listing overseas, shareholders of its domestic unlisted shares applying to convert such shares into shares listed and traded on an overseas trading venue shall conform to relevant regulations promulgated by the CSRC, and authorize the domestic company to file with the CSRC on their behalf.

## **SHAREHOLDERS**

Under the PRC Company Law and the AoA Guidelines, the rights of shareholders include the rights: (1) to receive a return on assets, participate in significant decision-making and select management personnel; (2) to petition the people's court to revoke any resolution passed on a shareholders' meeting or a meeting of the board of directors that has been convened or whose voting has been conducted in violation of the laws, regulations or the articles of association, or any resolution the contents of which is in violation of the articles of association, provided that such petition shall be submitted within 60 days of the passing of such resolution, except where the procedures for convening a meeting of the shareholders' meeting or the board of directors or the voting method only has some minor defects, which produces no substantial effect on the resolution; (3) to transfer the shares of the shareholders legally; (4) to attend or appoint a proxy to attend shareholders' meetings and exercise the voting rights; (5) to inspect and make copies of the articles of association, share register, counterfoil of company debentures, minutes of shareholders' meetings, board resolutions, resolutions of the board of supervisors and financial and accounting reports, and to make suggestions or inquiries in respect of the company's operations; (6) to receive dividends in respect of the number of shares held; (7) to participate in distribution of residual properties of the company in proportion to their shareholdings upon the liquidation of the company; and (8) any other shareholders' rights provided for in laws, administrative regulations, other normative documents and the articles of association.

The obligations of shareholders include the obligation to abide by the company's articles of association, to pay the subscription monies in respect of the shares subscribed for, to be liable for the company's debts and liabilities to the extent of the amount of subscription monies agreed to be paid in respect of the shares taken up by them, may not abuse shareholder's rights to harm the interests of the company or other shareholders, or abuse the independent status of the company legal person and the limited liability of shareholders to harm the interests of the creditors of the company, and any other shareholder obligation specified in the articles of association.

Under the Overseas Listing Trial Measures, domestic enterprises issued and listed overseas shall file with the CSRC in accordance with Trial Measures, submit filing reports, legal opinions and other relevant materials, and truthfully, accurately and completely explain shareholder information and other information.

**SHAREHOLDERS' MEETING**

The shareholders' meeting is the organ of authority of the company, which exercises its powers in accordance with the PRC Company Law. The shareholders' meeting may exercise the following functions and powers: (1) to elect and replace the directors and supervisors and to decide on the matters relating to the remuneration of directors and supervisors; (2) to review and approve the reports of the board of directors; (3) to review and approve the reports of the board of supervisors; (4) to review and approve the company's profit distribution proposals and loss recovery proposals; (5) to decide on any increase or reduction of the company's registered capital; (6) to decide on the issue of corporate bonds; (7) to decide on merger, division, dissolution and liquidation of the company or change of its corporate form; (8) to amend the articles of association; and (9) other functions and powers stipulated in the articles of association. The shareholders' meeting may authorize the board of directors to make resolutions on the issuance of corporate bonds.

Pursuant to the PRC Company Law and the AoA Guidelines, a shareholders' meeting is required to be held once every year within six months after the end of the previous accounting year. An extraordinary shareholders' meeting is required to be held within two months upon the occurrence of any of the circumstances: (1) the number of directors is less than the number required by law or less than two-thirds of the number specified in the articles of association; (2) the outstanding losses of the company amounted to one-third of the company's total paid-in share capital; (3) shareholders individually or in aggregate holding 10% or more of the company's shares request to convene an extraordinary shareholders' meeting; (4) the board deems necessary; (5) the board of supervisors so proposes; or (6) other circumstances as provided for in the articles of association.

A shareholders' meeting shall be summoned by the board of directors and presided over by the chairman of the board of directors. In the event that the chairman is incapable of performing or is not performing his duties, the meeting shall be presided over by the vice chairman. In the event that the vice chairman is incapable of performing or is not performing his duties, a director recommended by half or more of the directors shall preside over the meeting. Where the board of directors is incapable of performing or is not performing its duties, the board of supervisors shall convene and preside over the shareholders' meeting in a timely manner. If the board of supervisors fails to convene and preside over the shareholders' meeting, shareholders individually or in aggregate holding 10% or more of the company's shares for 90 days or more consecutively may unilaterally convene and preside over the shareholders' meeting. In the event that shareholders who individually or collectively hold more than ten per cent of the Company's shares request the convening of an extraordinary shareholders' meeting, the board of directors or the board of supervisors shall make a decision on whether or not to convene an extraordinary shareholders' meeting within ten days from the date of receipt of the request, and shall reply to the shareholders in writing.

In accordance with the PRC Company Law, a notice of the shareholders' meeting stating the time and venue of the meeting and the matters to be considered at the meeting shall be given to all shareholders 20 days prior to the meeting. A notice of extraordinary shareholders' meeting shall be given to all shareholders 15 days prior to the meeting. A single shareholder who holds, or several shareholders who jointly hold, more than one percent of the shares of the company may submit an interim proposal in writing to the board of directors within 10 days before the shareholders' meeting. The board of directors shall notify other shareholders within two days upon receipt of the proposal, and submit the interim proposal to the shareholders' meeting for deliberation; except where the interim proposal violates the provisions of laws, administrative regulations or the articles of association, or does not fall within the terms of reference of the shareholders' meeting. A company shall not increase the shareholding ratio of the shareholders who are entitled to put forward an interim proposal. A company that offers shares to the public shall make the notices provided for in the preceding two paragraphs by way of announcement. A shareholders' meeting shall not make any resolution in respect of any matter not set out in the notices.

Pursuant to the Official Reply of the State Council regarding Adjusting the Application of Provisions to Matters Including the Notice Period for Convention of Shareholders' Meetings by Overseas Listed Companies (《國務院關於調整適用在境外上市公司召開股東大會通知期限等事項規定的批覆》(Guo Han [2019] No. 97)), which came into effect on 17 October 2019, for those joint stock companies registered in the PRC but listed outside the PRC, the requirements for the notice period for convening a shareholders' meeting, shareholders' proposal right, and the procedures for convening a shareholders' meeting shall be collectively governed by the relevant provisions of the PRC Company Law.

Pursuant to the PRC Company Law, shareholders present at a shareholders' meeting have one vote for each share they hold, except for class shareholders. The Company's shares held by the company are not entitled to any voting rights.

An accumulative voting system may be adopted for the election of directors and supervisors at the shareholders' meeting pursuant to the provisions of the articles of association or a resolution of the shareholders' meeting. Under the accumulative voting system, each share shall be entitled to the number of votes equivalent to the number of directors or supervisors to be elected at the shareholders' meeting, and shareholders may consolidate their votes for one or more directors or supervisors when casting a vote.

Pursuant to the PRC Company Law, resolutions of the shareholders' meeting shall be passed by more than half of the voting rights held by shareholders present at the meeting, with the exception of resolutions relating to merger, division or dissolution of the company, increase or reduction of registered share capital, change of corporate form or amendments to the articles of association, in each case of which shall be passed by more than two-thirds of the voting rights held by the shareholders present at the meeting. Where a shareholder entrusts a proxy to attend the shareholders' meeting on his/her behalf, the matters, authority and duration of the proxy shall be clarified; the proxy shall present the shareholders' power of attorney to the company and exercise voting rights within the scope of authorization.



Minutes shall be prepared in respect of matters considered at the shareholders' meeting and the chairperson and directors attending the meeting shall endorse such minutes by signature. The minutes shall be kept together with the shareholders' attendance register and the proxy forms.

## BOARD OF DIRECTORS

A company shall have a board of directors, unless otherwise stipulated in Article 128 of the PRC Company Law. Members of the board of directors may include staff representatives, who shall be democratically elected by the company's staff at a staff representative assembly, general staff meeting or otherwise. The term of a director shall be stipulated in the articles of association, provided that no term of office shall last for more than three years. A director may serve consecutive terms if re-elected. A director shall continue to perform his/her duties as a director in accordance with the laws, administrative regulations and the articles of association until a duly reelected director takes office, if re-election is not conducted in a timely manner upon the expiry of his/her term of office or if the resignation of director results in the number of directors being less than the quorum. If a director resigns, he shall notify the company in writing and the resignation shall take effect on the date of receipt of the notification by the company; however, if the circumstances stipulated in the preceding paragraph exist, the director shall continue to perform his duties.

Under the PRC Company Law, the board of directors may exercise its powers:

- (1) to summon shareholders' meetings and report its works to the shareholders' meetings;
- (2) to implement the resolutions passed by the shareholders at the shareholders' meetings;
- (3) to decide on the company's operational plans and investment proposals;
- (4) to formulate the company's profit distribution proposals and loss recovery proposals;
- (5) to formulate proposals for the increase or reduction of the company's registered capital and the issue of corporate bonds;
- (6) to formulate proposals for the merger, division or dissolution of the company or change of corporate form;
- (7) to decide on the setup of the company's internal management organs;
- (8) to appoint or dismiss the company's manager and decide on his/her remuneration and, based on the manager's recommendation, to appoint or dismiss any deputy manager and the person responsible for financial matters of the company and to decide on their remunerations;



- (9) to formulate the company's basic management system; and
- (10) to exercise any other authority as is stipulated in the articles of association or as authorized by the shareholders' meeting.

Restrictions on the board of directors' powers in a company's articles of association shall not be used against a bona fide counterparty.

Meetings of the board of directors shall be convened at least twice each year. Notices of meeting shall be given to all directors and supervisors 10 days before the meeting. Interim board meetings may be proposed to be convened by shareholders representing more than 10% of the voting rights, more than one-third of the directors or the supervisory board. The chairman shall convene the meeting within 10 days of receiving such proposal, and preside over the meeting. The board of directors may otherwise determine the means and the period of notice for summoning an interim board meeting. Meetings of the board of directors shall be held only if more than half of the directors are present. Resolutions of the board of directors shall be passed by more than half of all directors. Each director shall have one vote for a resolution to be approved by the board. Directors shall attend board meetings in person. If a director is unable to attend for any reason, he/she may appoint another director to attend the meeting on his/her behalf by a written power of attorney specifying the scope of authorization. Meanwhile, the board of directors shall keep minutes of resolutions passed at board meetings. The minutes shall be signed by the directors present at the meeting.

If a resolution of the board of directors violates the laws, administrative regulations or the articles of association or resolutions of the shareholders' meeting, and as a result of which the company sustains serious losses, the directors participating in the resolution are liable to compensate the company. However, if it can be proved that a director expressly objected to the resolution when the resolution was voted on, and that such objection was recorded in the minutes of the meeting, such director shall be relieved from that liability.

Under the PRC Company Law, the following person may not serve as a director in a company: (1) a person with no capacity for civil conduct or limited capacity for civil conduct; (2) a person who has been convicted of an offense of corruption, bribery, embezzlement, misappropriation of property or sabotaging the order of socialist market economy, or who has been deprived of his political rights due to his crimes, in each case where less than five years have elapsed since the date of completion of the sentence, in case of a suspended sentence, not more than two years have elapsed since the date of expiry of the probationary period; (3) a person who has been a former director, factory manager or manager of a company or an enterprise that has entered into insolvent liquidation and who was personally liable for the insolvency of such company or enterprise, where less than three years have elapsed since the date of the completion of the bankruptcy and liquidation of the company or enterprise; (4) a person who has been a legal representative of a company or an enterprise that has had its business license revoked due to violations of the law or has been ordered to close down by law and the

person was personally responsible, where less than three years have elapsed since the date of such revocation or the order for closure; and (5) being listed as a dishonest person subject to enforcement by the people's court due to his/her failure to pay off a relatively large amount of debts which has fall due.

Any election or appointment of directors to which any of the above circumstances applies, such election or appointment shall be null and void. A director to which any of the above circumstances applies during his/her term of office shall be released of his/her duties by the company.

Under the PRC Company Law, the board shall have a chairman and may have vice chairmen. The chairman and the vice chairman shall be elected with approval of more than half of all the directors. The chairman shall summon and preside over board meetings and review the implementation of board resolutions. The vice chairman shall assist the chairman to perform his/her duties. Where the chairman is incapable of performing, or is not performing his/her duties, the duties shall be performed by the vice chairman. Where the vice chairman is incapable of performing, or is not performing his/her duties, a director jointly elected by more than half of the directors shall perform his/her duties.

#### **SUPERVISORY BOARD**

A company shall have a supervisory board composed of not less than three members. Members of the supervisory board shall consist of representatives of the shareholders and an appropriate proportion of representatives of the company's staff, among which the proportion of representatives of the company's staff shall not be less than one-third, and the actual proportion shall be determined in the articles of association. Representatives of the company's staff at the supervisory board shall be democratically elected by the company's staff at the staff representative assembly, general staff meeting or otherwise.

The supervisory board shall have a chairman and may have vice chairmen. The chairman and the vice chairman of the supervisory board shall be elected by more than half of all the supervisors. Directors and senior management members shall not act concurrently as supervisors.

The chairman of the supervisory board shall summon and preside over supervisory board meetings. Where the chairman of the supervisory board is incapable of performing, or is not performing his/her duties, the vice chairman of the supervisory board shall summon and preside over supervisory board meetings. Where the vice chairman of the supervisory board is incapable of performing, or is not performing his/her duties, a supervisor elected by more than half of the supervisors shall summon and preside over supervisory board meetings.

Pursuant to the PRC Company Law, the supervisory board shall convene at least one meeting every six months. Supervisors may propose to convene an extraordinary meeting of the supervisory board. Resolutions of the supervisory board shall be passed by more than half of the supervisors. Meeting minutes shall be prepared in respect of decisions on matters discussed at the meeting of the supervisory board. The supervisors attending the meeting shall sign to endorse such minutes.

Each term of office of a supervisor is three years and he/she may serve consecutive terms if re-elected. A supervisor shall continue to perform his/her duties as a supervisor in accordance with the laws, administrative regulations and the articles of association until a duly re-elected supervisor takes office, if re-election is not conducted in a timely manner upon the expiry of his/her term of office or if the resignation of supervisor results in the number of supervisors being less than the quorum.

The supervisory board may exercise its powers:

- (1) to review the company's financial position;
- (2) to supervise the acts of directors and senior management in their performance of their duties and to propose the removal of directors and senior management who have violated laws, administrative regulations, the articles of association or resolutions of the shareholders' meetings;
- (3) when the acts of a director or a senior management personnel are detrimental to the company's interests, to require the director and senior management to correct these acts;
- (4) to propose the convening of extraordinary shareholders' meetings and to convene and preside over shareholders' meetings when the board fails to perform the duty of convening and presiding over shareholders' meetings under the PRC Company Law;
- (5) to submit proposals to the shareholders' meetings;
- (6) to bring actions against directors and senior management personnel pursuant to the relevant provisions of the PRC Company Law; and
- (7) to exercise any other authority stipulated in the articles of association.

Supervisors may be present at board meetings and make inquiries or proposals in respect of the resolutions of the board. The supervisory board may investigate any irregularities identified in the operation of the company and, when necessary, may engage an accounting firm to assist its work at the cost of the company.

**MANAGER AND THE SENIOR MANAGEMENT**

Under the relevant requirements of the PRC Company Law, a company may have a manager who shall be appointed or removed by the board of directors. The manager shall be responsible to the board of directors and shall exercise his duties and powers in accordance with the provisions of the company's articles of association or the authorization of the board of directors. The manager may be present at meetings of board of directors.

Other provisions in the articles of association on the manager's powers shall also be complied with. The manager shall be present at meetings of the board of directors. However, the manager shall have no voting rights at meetings of the board of directors unless he/she concurrently serves as a director.

According to the PRC Company Law, senior management refers to manager, deputy manager, financial officer, secretary to the board of a listed company and other personnel as stipulated in the articles of association.

**DUTIES OF DIRECTORS, SUPERVISORS, GENERAL MANAGERS AND OTHER SENIOR MANAGEMENT**

Directors, supervisors and senior management are required under the PRC Company Law to comply with the relevant laws, administrative regulations and the articles of association, shall owe a duty of loyalty to the company, shall take measures to avoid conflicts between their own interests and the interests of the company, and shall not make use of their positions to gain undue advantage. They shall also owe a duty of diligence to the company and shall perform their duties with the reasonable care normally expected of a person in management position in the best interests of the company. Directors, supervisors and management personnel are prohibited from abusing their authority in accepting bribes or other unlawful income and from misappropriating the company's property. Furthermore, directors and senior management are prohibited from:

- (1) embezzlement of company properties and misappropriating company funds;
- (2) depositing company funds into accounts under their own names or the names of other individuals;
- (3) utilising power to accept bribe or accept other illegal income;
- (4) accepting for their own benefit commissions from others for transactions conducted with the company;
- (5) unauthorized divulgence of confidential information of the company; and
- (6) other acts in violation of their duty of loyalty to the company.

Income generated by directors, supervisors or senior management in violation of aforementioned shall belong to the company.

A director, supervisor or senior management who contravenes law, administrative regulation or the articles of association in the performance of his/her duties resulting in any loss to the company shall be liable to the company for compensation.

Where a director, supervisor or senior management is required to attend a shareholders' meeting, such director, supervisor or senior management shall attend the meeting and answer the inquiries from shareholders. Directors and senior management shall furnish all true information and data to the supervisory board, without impeding the discharge of duties by the supervisory board or supervisors.

Where a director or senior management contravenes laws, administrative regulations or the articles of association in the performance of his/her duties resulting in any loss to the company, shareholder(s) holding individually or in aggregate more than 1% of the company's shares consecutively for more than 180 days may request in writing that the supervisory board institute litigation at the people's court. Where the supervisory board violates the laws or administrative regulations or the articles of association in the discharge of its duties resulting in any loss to the company, such shareholder(s) may request in writing that the board of directors institute litigation at the people's court on its behalf. If the supervisory board or the board of directors refuses to institute litigation after receiving this written request from the shareholder(s), or fails to institute litigation within 30 days of the date of receiving the request, or in case of emergency where failure to institute litigation immediately will result in irrecoverable damage to the company's interests, such shareholder(s) shall have the power to institute litigation directly at the people's court in its own name for the company's benefit. For other parties who infringe the lawful interests of the company resulting in loss to the company, such shareholder(s) may institute litigation at the people's court in accordance with the procedure described above. Where a director or senior management contravenes any laws, administrative regulations or the articles of association in infringement of shareholders' interests, a shareholder may also institute litigation at the people's court. If the directors, supervisors or senior management of a wholly-owned subsidiary of a company are involved in any of the circumstances stipulated in the preceding article, or if others infringe upon the lawful rights and interests of a wholly-owned subsidiary of a company and cause losses, the shareholders of a limited liability company, or the shareholders of a joint stock limited company who have held, individually or in the aggregate, more than one hundred and eighty consecutive days, more than one per cent of shares of the company, may, in accordance with the provisions of the preceding three paragraphs, request in writing the supervisory committee or the board of directors of the wholly-owned subsidiary to bring a lawsuit in a People's Court or directly file a lawsuit with the People's Court in its own name.

The Overseas Listing Trial Measures provides that filing materials of domestic enterprises offering shares and listing overseas shall be true, accurate and complete, and there shall be no false or misleading statements or major omissions. Domestic enterprises and their controlling shareholders, actual controllers, directors, supervisors and senior management shall fulfill the obligations of information disclosure in accordance with the law, integrity and diligence, and ensure that the filing materials are true, accurate and complete.

**FINANCE AND ACCOUNTING**

Under the PRC Company Law, A company shall establish its own financial and accounting systems according to the laws, administrative regulations and the regulations of the competent financial departments under the State Council. At the end of each accounting year, a company shall prepare a financial report which shall be audited by an accounting firm in accordance with laws. The financial and accounting reports shall be prepared in accordance with laws, administrative regulations and the regulations of the financial departments under the State Council. The company's financial and accounting reports shall be made available for shareholders' inspection at the company within 20 days before the convening of an annual shareholders' meeting. A joint stock limited company that makes public stock offerings shall announce its financial and accounting reports.

When distributing each year's profits after taxation, the company shall set aside 10% of its profits after taxation for the company's statutory common reserve fund until the fund has reached more than 50% of the PRC company's registered capital. When the company's statutory common reserve fund is not sufficient to make up for the company's losses for the previous years, the current year's profits shall first be used to make good the losses before any allocation is set aside for the statutory common reserve fund. After the company has made allocations to the statutory common reserve fund from its profits after taxation, it may, upon passing a resolution at a shareholders' meeting, make further allocations from its profits after taxation to the discretionary common reserve fund. After a joint-stock limited company has made good its losses and made allocations to its discretionary common reserve fund, the remaining profits after taxation shall be distributed in proportion to the number of shares held by the shareholders, except otherwise provided for in the articles of association.

The company shall not be entitled to any distribution of profits in respect of its own shares held by it.

The premium over the nominal value of the shares of a joint stock limited company from the issue of shares, the amount of proceeds from the issuance of no-par value shares not included in the registered capital and other incomes required by the financial department of the State Council to be treated as the capital reserve fund shall be accounted for as the capital reserve fund of the company.

Profits distributed to shareholders by a company before losses have been made good and allocations have been made to the statutory common reserve fund in violation of the requirements must be returned to the company; if losses are caused to the company, shareholders and responsible directors, supervisors and senior management shall bear the liability for compensation. The company shall not be entitled to any distribution of profits in respect of its own shares held by it.

The premium over the nominal value per share of the company on issue, the amount of proceeds from the issuance of no-par value shares not included in the registered capital and other income as required by relevant governmental department to be treated as the capital reserve fund shall be accounted for as the capital reserve fund. The common reserve fund of a company shall be applied to make good the company's losses, expand its business operations or increase its capital. When utilising reserve funds to make up for a company's losses, the discretionary reserve fund and statutory reserve fund should be used first; if the losses still cannot be made up, the capital reserve fund may be used in accordance with regulations. Upon the transfer of the statutory common reserve fund for increasing registered capital, the balance of the fund shall not be less than 25% of the registered capital of the company before such transfer.

The company shall have no accounting books other than the statutory books. The company's funds shall not be deposited in any account opened under the name of an individual.

#### **APPOINTMENT AND DISMISSAL OF AUDITORS**

Pursuant to the PRC Company Law, the engagement or dismissal of an accounting firm responsible for the company's auditing shall be determined by a shareholders' meeting, the board of directors or the supervisory board in accordance with the articles of association. The accounting firm should be allowed to make representations when the shareholders' meeting, the board of directors or the supervisory board conducts a vote on the dismissal of the accounting firm. The company should provide true and complete accounting evidence, accounting books, financial and accounting reports and other accounting information to the engaged accounting firm without any refusal or withholding or falsification of data.

The Guidelines for Articles of Association provides that the company guarantees to provide true and complete accounting vouchers, accounting books, financial accounting reports and other accounting materials to the employed accounting firm, and shall not refuse, conceal or falsely report. And the audit fee of the accounting firm shall be decided by the shareholders' meeting.

#### **PROFIT DISTRIBUTION**

According to the PRC Company Law, a company shall not distribute profits before losses are covered and the statutory common reserve fund is provided. Also, the Overseas Listing Trial Measures provides that domestic enterprises that are listed overseas may raise funds and distribute dividends in foreign currencies or Renminbi.



**AMENDMENTS TO THE ARTICLES OF ASSOCIATION**

Pursuant to PRC Company Law, the resolution of a shareholders' meeting regarding any amendment to a company's articles of association requires affirmative votes by more than two-thirds of the votes held by shareholders attending the meeting.

**DISSOLUTION AND LIQUIDATION**

Under the PRC Company Law, a company shall be dissolved for any of the following reasons:

- (1) the term of its operation set out in the articles of association has expired or other events of dissolution specified in the articles of association have occurred;
- (2) the shareholders have resolved at a shareholders' meeting to dissolve the company;
- (3) the company shall be dissolved by reason of its merger or division;
- (4) the business license of the company is revoked or the company is ordered to close down or to be dissolved in accordance with the laws; or
- (5) the company is dissolved by the people's court in response to the request of shareholders holding shares that represent more than 10% of the voting rights of all shareholders of the company, on the grounds that the operation and management of the company has suffered serious difficulties that cannot be resolved through other means, rendering ongoing existence of the company a cause for significant losses to the shareholders' interests.

The company shall, within ten days of the occurrence of the reasons for dissolution as stipulated in the preceding paragraph, make public the reasons for dissolution through the National Enterprise Credit Information Publicity System.

In the event of paragraph (1) and (2) above and in case that no assets have been distributed to shareholders, the company may carry on its existence by amending its articles of association or by a resolution of shareholders' meeting. The amendments to the articles of association or the resolution of a shareholders' meeting in accordance with the provisions described above shall require the approval of more than two-thirds of voting rights of shareholders attending a shareholders' meeting.

Where the company is dissolved under the circumstances set forth in paragraph (1), (2), (4) or (5) above, liquidation shall be carried out. Directors shall be the liquidation obligors, and a liquidation committee shall be established within 15 days of the date on which the dissolution matter occurs. The liquidation committee shall be composed of directors, unless the company's articles of association provide otherwise or the shareholders' meeting resolves to elect someone else. If the liquidation obligor fails to

fulfil its liquidation obligations in a timely manner and causes losses to the company or creditors, it shall be liable for compensation. If a liquidation committee is not established within the stipulated period or if the liquidation is not carried out after the establishment of the liquidation committee, the interested parties may apply with the people's court for setting up a liquidation committee with designated relevant personnel to conduct the liquidation. The people's court should accept such application and form a liquidation committee to conduct liquidation in a timely manner.

The sort out committee may exercise following powers during the liquidation:

- (1) to sort out the company's assets and to prepare a balance sheet and an inventory of assets;
- (2) to notify the company's creditors or publish announcements;
- (3) to deal with any outstanding business related to the liquidation;
- (4) to pay any overdue tax together with any tax arising during the liquidation process;
- (5) to settle the company's claims and liabilities;
- (6) to distribute the company's remaining assets after its debts have been paid off; and
- (7) to represent the company in any civil procedures.

The liquidation committee shall notify the company's creditors within 10 days of its establishment, and publish an announcement in newspapers or on the National Enterprise Credit Information Publicity System within 60 days.

A creditor shall lodge his claim with the liquidation committee within 30 days of receipt of the notification or within 45 days of the date of the announcement if he has not received any notification.

A creditor shall report all matters relevant to his claimed creditor's rights and furnish relevant evidence. The liquidation committee shall register such creditor's rights. The liquidation committee shall not make any settlement to creditors during the period of the claim.

Upon disposal of the company's property and preparation of the required balance sheet and inventory of assets, the liquidation committee shall formulate a liquidation plan for submission to a shareholders' meeting or a People's Court for confirmation. The remaining part of the company's assets, after payment of liquidation expenses, employee wages, social insurance expenses and statutory compensation, outstanding taxes and the company's debts, shall be distributed to shareholders in proportion to shares held by them. The company shall continue to exist during the liquidation period, although it

cannot conduct operating activities that are not related to the liquidation. The company's property shall not be distributed to shareholders before repayments are made in accordance with the requirements described above.

Upon liquidation of the company's property and preparation of the required balance sheet and inventory of assets, if the liquidation committee becomes aware that the company does not have sufficient assets to meet its liabilities, it must apply to a people's court for bankrupt liquidation in accordance with the laws. Following the acceptance of application for bankruptcy by the People's Court, the liquidation committee shall hand over the liquidation affairs to the bankruptcy administrator appointed by the people's court.

Upon completion of the liquidation, the liquidation committee shall prepare a liquidation report and submit it to the shareholders' meeting or the people's court for confirmation, and to the company registration authority for the application of cancellation of company registration. When performing the duties in relation to the liquidation, members of the liquidation committee shall bear the duties of loyalty and diligence. If members of the liquidation committee are reluctant in performing their liquidation duties and cause losses to the company, they shall be liable for compensation; members of the liquidation committee who have caused the creditors to suffer from any loss due to intentional fault or gross negligence, should be liable for making compensations to the company or its creditors. In addition, liquidation of a company declared bankrupt according to laws shall be processed in accordance with the laws on corporate bankruptcy.

#### OVERSEAS LISTING

Pursuant to the Overseas Listing Trial Measures, "securities" refers to the stocks, depositary receipts, corporate bonds convertible into stocks or other equity securities that are directly or indirectly offered and listed overseas by domestic enterprises. Direct overseas offering and listing by a domestic enterprise refers to overseas offering and listing by a joint-stock company registered and formed in China. Indirect overseas offering and listing by a domestic enterprise refers to overseas offering and listing by an enterprise in the name of an overseas registered company, whereas the enterprise's main business activities are in China and such offering and listing is based on the equity, assets, earnings or other similar rights and interests of a domestic enterprise.

The Overseas Listing Trial Measures also provides for the conditions for overseas listing. No overseas offering and listing shall be conducted under any of the following circumstances:

- (1) financing through listing is expressly prohibited by laws, administrative regulations or relevant rules of the state;
- (2) the overseas offering and listing may endanger national security as determined by the relevant competent department under the State Council after examination according to the law;

- (3) a domestic enterprise or its controlling shareholder or actual controller has committed a criminal crime of corruption, bribery, embezzlement, misappropriation of property or disrupting the economic order of the socialist market in the last three years;
- (4) a domestic enterprise is under formal investigation according to the law for being suspected of any crime or major violation of laws and regulations, but no clear conclusions have been made;
- (5) there is a major dispute over ownership of the equity held by the controlling shareholder or a shareholder controlled by the controlling shareholder or the actual controller.

In addition, pursuant to the Overseas Listing Trial Measures, a Chinese domestic enterprise submitting an IPO application to an overseas competent regulatory authority or an overseas stock exchange shall file with the CSRC within three working days after submission of the application documents. Upon offering and listing overseas, such issuer who offers securities in the same overseas market shall file with the CSRC within 3 working days upon completion of the offering. Where an issuer, upon listing of its shares overseas, offers its shares in other overseas markets, such issuer shall file in accordance with provision 1 of this article. In addition, upon receipt of all compliant filing materials, the CSRC shall complete the filing procedures within 20 working days from the date of receipt of such filing data, and make public the filing information public on its website. If the filing materials so submitted were identified as incomplete or non-compliant, the CSRC shall make a request to the issuer for supplementary information within 5 working days from the date of receipt of such filing information. The issuer shall submit such supplementary information within 30 working days.

Upon the occurrence of the following major events subsequent to the overseas listing of a Chinese domestic enterprise, it shall report the specific situation to the CSRC within 3 working days from the date of occurrence and announcement of the relevant matters:

- (1) a change of control;
- (2) any investigation or punishment initiated by overseas securities regulatory authorities or relevant competent departments;
- (3) a change of listing status or listing venue;
- (4) voluntary or involuntary delisting of shares.

On 10 August 2023, the CSRC revised the Guidelines for the Application for the “Full Circulation” of the Domestic Unlisted Shares of H-Share Companies (SFC Announcement No. [2023]50) (the “**Full Circulation Guidelines**”), effective from the same date. Such provisions aim to regulate the circulation of domestic unlisted shares of domestic joint-stock limited companies (including the unlisted domestic shares held by domestic shareholders before overseas listing, the unlisted domestic shares issued domestically after overseas listing and the unlisted shares held by foreign shareholders) listed on the Hong Kong Stock Exchange (hereinafter referred to as “**H-share companies**”) on the Hong Kong Stock Exchange (hereinafter referred to as the “**Full Circulation**”).

Pursuant to the Full Circulation Guidelines, upon compliance with relevant laws and regulations, state-owned assets management, foreign investment and industry-specific supervision and other policy requirements, holders of domestic unlisted shares may independently negotiate to determine the number and proportion of shares applied for circulation, and entrust H-share companies to file with the CSRC on Full Circulation. A domestic joint-stock limited company that has not yet been listed may file with the CSRC when applying for an overseas initial public offering and listing.

According to the Notice of Launching the Information System for the Filing-Based Administration of the Overseas Offering and Listing of Domestic Enterprises issued by the CSRC on 17 February 2023 and effective from the same day, domestic enterprises that have offered its shares and listed overseas prior to 31 March 2023 are stock enterprises (“**Stock Enterprises**”). Stock enterprises are not required to file immediately, and shall file subsequently as required for other purposes for which filing is required such as refinancing. Domestic enterprises that have obtained approval from the CSRC on overseas public offering of shares and listing (including placement) in respect of joint stock limited companies may continue to proceed with overseas offering and listing within the effective period of such approval. Where such overseas offering and listing were not completed before the expiration of the effective period, the entity shall file as required.

In accordance with the Provisions on Strengthening the Confidentiality and Archives Administration Concerning the Overseas Securities Offering and Listing by Domestic Enterprises promulgated by the CSRC, the Ministry of Finance, the National Administration of State Secrets Protection and the National Archives Administration on 24 February 2023 and effective from 31 March 2023, where a domestic enterprise provides or publicly discloses, either directly or through its overseas listed entities, documents and data involving state secrets and working secrets of state organs to relevant securities companies, securities service agencies, overseas regulatory agencies, it shall obtain approval from the competent authorities according to law and file with the confidentiality administrative department at the same level for record. Where a domestic enterprise provides accounting archives or copies of accounting archives to relevant securities companies, securities service agencies, overseas regulatory agencies and other bodies and individuals, it shall perform corresponding procedures in accordance with relevant state regulations.

**LOSS OF SHARE CERTIFICATES**

A shareholder may, in accordance with the public notice procedures set out in the PRC Civil Procedure Law, apply to a people's court if his share certificate(s) in registered form is either stolen, lost or destroyed, for a declaration that such certificate(s) will no longer be valid. After the people's court declares that such certificate(s) will no longer be valid, the shareholder may apply to the company for the issue of a replacement certificate(s).

**SUSPENSION AND TERMINATION OF LISTING**

The Company Law has deleted provisions governing suspension and termination of listing. The PRC Securities Law (as revised on 28 December 2019) has also deleted provisions regarding suspension of listing. Where listed securities fall under the delisting circumstances stipulated by the stock exchange, the stock exchange shall terminate its listing and trading in accordance with the business rules.

According to the Overseas Listing Trial Measures, in case of active or compulsory termination of listing, the issuer shall report the specific situation to the CSRC within 3 working days from the date of occurrence and announcement of the relevant matters.

**MERGER AND DIVISION**

Under the PRC Company Law, a merger agreement shall be signed by merging companies and the involved companies shall prepare respective balance sheets and inventory of assets. The companies shall within 10 days of the date of passing the resolution approving the merger notify their respective creditors and publicly announce the merger in Newspapers within 30 days. A creditor may, within 30 days from the date of reception of the notification, or within 45 days from the date of the announcement if he has not received such notification, request the company to settle any outstanding debts or provide corresponding guarantees.

In case of a merger, the credits and debts of the merging parties shall be assumed by the surviving or the new company. In case of a division, the company's assets shall be divided and a balance sheet and an inventory of assets shall be prepared. When a resolution regarding the company's division is approved, the company should notify all its creditors within 10 days of the date of passing such resolution and publicly announce the division in newspapers within 30 days.

Unless an agreement in writing is reached with creditors before the company's division in respect of the settlement of debts, the liabilities of the company which have accrued prior to the division shall be jointly borne by the divided companies.

Changes in the registration as a result of the merger or division shall be registered with the relevant administration authority for industry and commerce.

**THE PRC SECURITIES LAWS, REGULATIONS AND REGULATORY REGIMES**

The PRC has promulgated a series of regulations that relate to the issue and trading of the Shares and disclosure of information. In October 1992, the State Council established the Securities Committee and CSRC. The Securities Committee is responsible for coordinating the drafting of securities regulations, formulating securities-related policies, planning the development of securities markets, directing, coordinating and supervising all securities-related institutions in the PRC and administering CSRC. CSRC is the regulatory arm of the Securities Committee and is responsible for the drafting of regulatory provisions governing securities markets, supervising securities companies, regulating public offerings of securities by PRC companies in the PRC or overseas, regulating the trading of securities, compiling securities-related statistics and undertaking relevant research and analysis. In April 1998, the State Council consolidated the Securities Committee and CSRC and reformed CSRC.

On 22 April 1993, the State Council promulgated the Provisional Regulations Concerning the Issue and Trading of Shares (《股票發行與交易管理暫行條例》) govern the application and approval procedures for public offerings of shares, issuing of and trading of shares, the acquisition of listed companies, deposit, clearing and transfer of shares, the disclosure of information, investigation, penalties and dispute resolutions with respect to a listed company.

On 25 December 1995, the State Council promulgated the Special Regulations of the State Council Concerning Domestic Listed Foreign Shares of Joint Stock Limited Companies (《國務院關於股份有限公司境內上市外資股的特別規定》), which was abolished on 31 March 2023. These regulations principally govern the issue, subscription, trading and declaration of dividends and other distributions of domestic listed foreign shares and disclosure of information of joint stock limited companies having domestic listed foreign shares.

The PRC Securities Law took effect on 1 July 1999 and was revised as of 28 August 2004, 27 October 2005, 29 June 2013, 31 August 2014 and 28 December 2019, respectively. The latest Securities Law was implemented on 1 March 2020. It was the first national securities law in the PRC, and is divided into 14 chapters and 226 articles comprehensively regulating activities in the PRC securities market, including the issue and trading of securities, takeovers by listed companies and the duties and responsibilities of the securities exchanges, securities companies, securities clearing institutions and securities regulatory authorities. Article 224 of the PRC Securities Law provides that domestic enterprises shall satisfy the relevant requirements of the State Council when it issues shares or lists shares outside the PRC directly or indirectly. Currently, the issue and trading of foreign issued securities (including shares) are principally governed by the regulations and rules promulgated by the State Council and CSRC.



## ARBITRATION AND ENFORCEMENT OF ARBITRAL AWARDS

The Arbitration Law of the PRC (2017 Amendment) (《中華人民共和國仲裁法 (2017修正)》) (the “**PRC Arbitration Law**”) was enacted by the Standing Committee of the NPC on 31 August 1994, which became effective on 1 September 1995 and was amended on 27 August 2009 and 1 September 2017. It is applicable to, among other matters, economic disputes involving foreign parties where all parties have entered into a written agreement to resolve disputes by arbitration before an arbitration committee constituted in accordance with the PRC Arbitration Law. The PRC Arbitration Law provides that an arbitration committee may, before the promulgation of arbitration regulations by the PRC Arbitration Association, formulate interim arbitration provisions in accordance with the PRC Arbitration Law and the PRC Civil Procedure Law. Where the involved parties have agreed to settle disputes by means of arbitration, a people’s court will refuse to handle a legal proceeding initiated by one of the parties at such people’s court, unless the arbitration agreement has lapsed.

Under the PRC Arbitration Law and PRC Civil Procedure Law, an arbitral award shall be final and binding on the parties involved in the arbitration. If one party fails to comply with the arbitral award, the other party to the award may apply to a people’s court for its enforcement. However, the people’s court may refuse to enforce an arbitral award made by an arbitration commission if there is any procedural irregularity (including but not limited to irregularity in the composition of the arbitration tribunal, the jurisdiction of the arbitration commission, or the making of an award on matters beyond the scope of the arbitration agreement or outside the jurisdiction of the arbitration commission).

Any party seeking to enforce an award of a foreign affairs arbitration organ of the PRC against a party who or whose property is not located within the PRC may apply to a foreign court with jurisdiction over the relevant matters for recognition and enforcement of the award. Likewise, an arbitral award made by a foreign arbitral body may be recognized and enforced by a PRC court in accordance with the principle of reciprocity or any international treaties concluded or acceded to by the PRC.

The PRC acceded to the Convention on the Recognition and Enforcement of Foreign Arbitral Awards (the “**New York Convention**”) passed on 10 June 1958 pursuant to a resolution passed by the Standing Committee of the NPC on 2 December 1986. The New York Convention provides that all arbitral awards made in a state which is a party to the New York Convention shall be recognized and enforced by other parties thereto subject to their rights to refuse enforcement under certain circumstances, including where the enforcement of the arbitral award is against the public policy of that state. At the time of the PRC’s accession to the Convention, the Standing Committee of the NPC declared that (1) the PRC will only apply the New York Convention to the recognition and enforcement of arbitral awards made in the territories of other parties based on the principle of reciprocity; and (2) the New York Convention will only apply to disputes deemed under PRC laws to be arising from contractual or non-contractual mercantile legal relations.

An arrangement for mutual enforcement of arbitral awards between Hong Kong and the Supreme People's Court of China was reached. The Supreme People's Court of China adopted the Arrangements on the Mutual Enforcement of Arbitral Awards between the Mainland and the Hong Kong Special Administrative Region on 18 June 1999, which went into effect on 1 February 2000, which was amended by the Supplemental Arrangement of the Supreme People's Court for the Mutual Enforcement of Arbitral Awards between the Mainland and the Hong Kong Special Administrative Region implemented in 27 November 2020 and the Supplemental Arrangement of the Supreme People's Court for the Mutual Enforcement of Arbitral Awards between the Mainland and the Hong Kong Special Administrative Region (2021) implemented in 19 May 2021. The arrangements reflects the spirit of the New York Convention. Under the arrangements, the awards by the Mainland arbitral bodies recognized by Hong Kong may be enforced in Hong Kong and the awards by the Hong Kong arbitral bodies may also be enforced in the Mainland China. If the Mainland court finds that the enforcement of awards made by the Hong Kong arbitral bodies in the Mainland will be against public interests of the Mainland, the awards may not be enforced.

#### JUDICIAL JUDGMENT AND ITS ENFORCEMENT

Under the Supreme People's Court's Arrangement on Mutual Recognition and Enforcement of Judgments in Civil and Commercial Matters by Courts of Mainland and Hong Kong SAR Pursuant to Agreed Jurisdiction by Parties Concerned promulgated by the Supreme People's Court on 3 July 2008 and effective on 1 August 2008, as for an enforceable final judgment made by a PRC court or Hong Kong court concerning a civil and commercial case under a written agreement on jurisdiction, in which payment must be made, the party concerned may, under the Arrangement, apply to a PRC court or a Hong Kong court for recognition and enforcement. The term "written agreement on jurisdiction" refers to agreements clearly stipulated in written form by parties concerned that a PRC court or Hong Kong court has sole jurisdiction as to the effectiveness of the Arrangement, so as to settle disputes relevant to a certain legal relationship that has either arisen or might arise. Therefore, the party concerned may apply to the Court of China or the court of the Hong Kong Special Administrative Region to recognize and enforce the final judgment made in China or Hong Kong that meet certain conditions of the aforementioned regulations.

On 18 January 2019, the Supreme People's Court and the government of the Hong Kong Special Administrative Region entered into the Arrangement on Reciprocal Recognition and Enforcement of Judgements in Civil and Commercial Matters by the Courts of the Mainland and of the Hong Kong Special Administrative Region (關於內地與香港特別行政區法院相互認可和執行民商事案件判決的安排) (the "**New Arrangement**"), which seeks to establish a mechanism with further clarification on and certainty for recognition and enforcement of judgements in a wider range of civil and commercial matters between Hong Kong Special Administrative Region and the China. The New Arrangement discontinued the requirements for a choice of court agreement for bilateral recognition and enforcement. The New Arrangement will only take effect after the promulgation of a judicial interpretation by the Supreme People's Court and the completion of the relevant legislative procedures in the Hong Kong Special Administrative Region. The New Arrangement will, upon its effectiveness, supersede such arrangement.

## SHANGHAI-HONG KONG STOCK CONNECT

On 10 April 2014, CSRC and SFC issued the Joint Announcement of China Securities Regulatory Commission and Hong Kong Securities and Futures Commission – Principles that Should be Followed when the Pilot Programme that Links the Stock Markets in Shanghai and Hong Kong is Expected to be Implemented and approved in principle the launch of the pilot programme that links the stock markets in Shanghai and Hong Kong (《中國證券監督管理委員會香港證券及期貨事務監察委員會聯合公告－預期實行滬港股票市場交易互聯互通機制試點時將需遵循的原則》) (hereinafter referred to as “**Shanghai-Hong Kong Stock Connect**”) by the Shanghai Stock Exchange (hereinafter referred to as “**SSE**”), the Stock Exchange, China Securities Depository and Clearing Co., Ltd. (hereinafter referred to as “**CSDCC**”) and HKSCC. Shanghai-Hong Kong Stock Connect comprises the two portions of Northbound Trading Link and Southbound Trading Link. Southbound Trading Link refers to the entrustment of China securities houses by China investors to trade stocks listed on the Stock Exchange within a stipulated range via filing by the securities trading service company established by the SSE with the Stock Exchange. During the initial period of the pilot programme, the stocks of Southbound Trading Link consist of constituent stocks of the Stock Exchange Hang Seng Composite Large Cap Index and the Hang Seng Composite MidCap Index as well as stocks of A+H stock companies concurrently listed on the Stock Exchange and the SSE. The total limit of Southbound Trading Link is RMB250 billion and the daily limit is RMB10.5 billion. During the initial period of the pilot programme, it is required by SFC that China investors participating in Southbound Trading Link are only limited to institutional investors and individual investors with a securities account and capital account balance of not less than RMB500,000.

On 10 November 2014, CSRC and SFC issued a Joint Announcement, approving the official launch of Shanghai-Hong Kong Stock Connect by SSE, the Stock Exchange, CSDCC and HKSCC. Pursuant to the Joint Announcement, trading of stocks under Shanghai-Hong Kong Stock Connect will commence on 17 November 2014.

On 30 September 2016, CSRC issued the Filing Provision on the Placement of Shares by Hong Kong Listed Companies with Domestic Original Shareholders under Southbound Trading Link (《關於港股通下香港上市公司向境內原股東配售股份的備案規定》) which came into effect on the same day. The act of the placement of shares by Hong Kong listed companies with domestic original shareholders under Southbound Trading Link shall be filed with CSRC. Hong Kong listed companies shall file the application materials and approved documents with CSRC after obtaining approval from the Stock Exchange for their share placement applications. CSRC will carry out supervision based on the approved opinion and conclusion of the Hong Kong side.

This Appendix contains a summary of the principal provisions of the Articles of Association adopted on July 2024, which will become effective on the date on which the H Shares are listed on the Stock Exchange. The main purpose of this Appendix is to provide potential investors with an overview of the Articles of Association and it may not necessarily contain all information that is important to potential investors. As discussed in the appendix headed “Appendix VII — Documents Delivered to the Registrar of Companies and Available on Display” to this prospectus, the full Chinese text of the Articles of Association is available for inspection.

## **1 DIRECTORS AND THE BOARD OF DIRECTORS**

### **(1) Power to allot and issue Shares**

Subject to the relevant laws, regulations, prescriptive documents of the PRC and the mandatory provisions of the laws and regulations and the listing rules of the place where the shares of the Company are listed, the shareholders’ meeting may authorise or entrust the Board of Directors (the “**Board**”) to handle the matters authorised or entrusted by it, including but not limited to granting the Board a general mandate to issue, allot and deal with additional shares within three years, the number of which shall not exceed 50 per cent (50%) of the total issued share capital of the Company as at the date of passing the resolution (or such other proportion as stipulated by the applicable laws, regulations and the listing rules of the place where the shares of the Company are listed).

The Board shall prepare a proposal on the allotment or issue of Shares, which shall be subject to the approval of the Shareholders at a shareholders’ meeting by way of a special resolution. Any such allotment or issue shall be made in accordance with the procedures stipulated by applicable laws, administrative regulations and the regulatory rules of the place where the Shares are listed.

### **(2) Power to dispose of the assets of the Company or that of its subsidiary(ies)**

The Board shall determine the authority of external investment, acquisition and disposal of assets, pledge of assets, external guarantee, entrusted wealth management, connected transactions and other major matters, and establish strict examination and decision-making procedures; for major investment projects, relevant experts and professionals shall be organised to review and report to the shareholders’ meeting for approval.

### **(3) Provision of loans guarantees to Directors, Supervisors or other management personnel**

The external guarantees of the Company shall be submitted to the Board or the shareholders’ meeting for consideration.

The following external guarantees of the Company shall be considered and approved at the Shareholders' meeting:

- (1) any guarantee provided after the total amount of external guarantees provided by the Company and its controlled subsidiary(ies) exceeds 50% of the latest audited net assets;
- (2) any guarantee provided after the total amount of external guarantees provided by the Company and its controlled subsidiary(ies) exceeds 30% of the latest audited total assets;
- (3) any guarantee with an amount exceeding 30% of the latest audited total assets of the Company within one year;
- (4) Guarantee provided to subjects with a gearing ratio of over 70%;
- (5) a single guarantee with an amount exceeding 10% of the latest audited net assets;
- (6) Guarantees provided to shareholders, de facto controllers and their connected parties;
- (7) other external guarantees required by laws, regulations and prescriptive documents and the listing rules of the stock exchange where the shares of the Company are listed to be submitted to the shareholders' meeting for consideration.

The external guarantees to be considered at the shareholders' meeting shall only be submitted to the shareholders' meeting for consideration and approval after being considered and approved by the Board.

Where the Company provides a guaranty for any shareholder or de facto controller of the Company, it shall be subject to a resolution of the shareholders' meeting.

The shareholder as mentioned in the preceding paragraph or the shareholder controlled by the de facto controller as set forth in the preceding paragraph shall not participate in voting on any matter as prescribed in the preceding paragraph. Such matter shall be adopted by more than half of the voting rights held by other shareholders present at the meeting.

**(4) Financial assistance for acquisition of shares of the Company or shares of any subsidiary(ies)**

The Company or its subsidiary(ies) (including affiliated enterprises of the Company) shall not provide any financial assistance in the form of gift, advance, guarantee, compensation or loan to a person who acquires or proposes to acquire shares of the Company, except where the Company implements an employee stock ownership plan.

For the benefit of the Company, the Company may, upon a resolution by the shareholders' meeting or by the board of directors under these Articles of Association or the authorization of the shareholders' meeting, provide financial aids for others to obtain the shares of the Company or its parent company, provided that the total accumulative amount of the financial aids shall not exceed 10% of the total issued share capital. A resolution by the board of directors shall be adopted by two thirds of all the directors.

If violation of the provisions of the preceding two paragraphs causes losses to the Company, the responsible directors, supervisors and senior management shall be liable for compensation.

**(5) Emoluments**

The appointment and removal of the members of the Board and the Supervisory Committee and their remuneration and payment methods shall be passed by an ordinary resolution of the shareholders' meeting.

**(6) Appointment, Resignation and Dismissal**

Our Board consists of nine Directors, including three independent non-executive Directors. The Directors of the Company shall be elected by the shareholders' meeting. The Board of the Company shall have independent non-executive directors. The number of independent non-executive directors shall not be less than three (3) and shall not be less than one-third (1/3) of all directors, and at least one of them shall have appropriate professional qualifications or appropriate accounting or related financial management expertise, and one (1) independent non-executive director shall be ordinarily resident in Hong Kong.

The Board shall have one chairman and no vice chairman. The chairman of the Board shall be elected by more than half of all the Directors. The term of office of the chairman shall be three years, which is renewable upon re-election.

Directors shall be elected or replaced by the shareholders' meeting, with a term of three years. The shareholders' meeting may remove any director whose term of office has not expired by an ordinary resolution. A director may serve consecutive terms if re-elected, except as otherwise provided in relevant laws and regulations, laws and regulations of the place where the shares of the Company are listed and the Listing Rules and the Articles of Association. Pursuant to the Hong Kong Listing Rules, every director, including those appointed for a specific term, shall be subject to retirement by rotation at least once every three (3) years.



The following persons shall not serve as our directors, supervisors or senior management:

- (1) having no capacity for civil conduct or limited capacity for civil conduct;
- (2) a person who has been sentenced to criminal punishment due to corruption, bribery, embezzlement, misappropriation of property or sabotage of socialist market economic order and is within five years of the expiration of the enforcement period, or has been deprived of political rights due to criminal offences and is within five years of the expiration of the enforcement period; in case of a suspended sentence, not more than two years have elapsed since the date of expiry of the probationary period;
- (3) a person who is a former director, factory manager or general manager of a company or enterprise which has entered into insolvent liquidation and who is personally liable for the insolvency of such company or enterprise, where less than three years have elapsed since the date of the completion of the insolvent liquidation of such company or enterprise;
- (4) a person who served as the legal representative of a company or enterprise which has its business licence revoked or is ordered to close down due to violation of the law and who is personally liable, where less than three years have elapsed since the date of revocation of the business licence or the order for closure of such company or enterprise;
- (5) being listed as a dishonest person subject to enforcement by the people's court due to his/her failure to pay off a relatively large amount of debts which has fall due;
- (6) other contents required by laws, regulations and prescriptive documents.

If a director is elected or appointed in violation of this Article, such election, appointment or engagement shall be invalid. The Company shall remove a director from office if any of the circumstances set forth in this Article occurs during the director's term of office.

**(7) Borrowing powers**

The directors shall abide by the laws, regulations and prescriptive documents, the listing rules of the stock exchange where the Company's shares are listed and the Articles of Association, and shall owe the duty of loyalty to the Company and take measures to avoid the conflict between their own interests and those of the Company, and shall not seek any improper interests by taking advantage of their powers, and shall not violate the provisions of the Articles of Association, lend the Company's funds to others or provide guarantees for others with the Company's property without the consent of the shareholders' meeting or the Board;



The Board has the power to make proposals in relation to the issue of bonds and the listing of the shares of the Company, and such issue of bonds is subject to the approval of the Shareholders at the shareholders' meeting by way of special resolution. The shareholders' meeting may authorize the board of directors to make resolutions on the issuance of corporate bonds.

**(8) Responsibilities**

The directors shall abide by the laws, regulations and prescriptive documents, the listing rules of the stock exchange where the shares of the Company are listed and the Articles of Association, and bear the following faithful obligations to the Company, and take measures to avoid the conflict between their own interests and those of the Company, and shall not seek any improper interests by taking advantage of their powers:

- (1) not to take advantage of their powers to accept bribes or other illegal income and not to misappropriate the Company's property;
- (2) not to misappropriate the Company's funds;
- (3) not to open accounts in his own name or in the name of any other person for the deposit of the Company's assets or funds;
- (4) not to lend the Company's funds to others or provide guarantees for others with the Company's properties in violation of the Articles of Association or without the consent of the shareholders' meeting or the Board;
- (5) not to enter into contracts or transactions with the Company in contravention of the provisions of these Articles of Association without the consent of the board of directors or shareholders' meeting. Where any director directly or indirectly enters into a contract or conducts a transaction with the Company, he/she shall report the matters relating to the conclusion of the contract or transactions to the board of directors or shareholders' meeting, which shall be subject to the resolution of the board of directors or shareholders' meeting according to these article of association;
- (6) not to take advantage of inside information or the convenience of his office to secure for himself or others business opportunities that should have belonged to the Company, except under any of the following circumstances: (1) where he/she has reported to the board of directors or the shareholders' meeting and approval by a resolution of the board of directors or the shareholders' meeting according to this articles of association has been obtained; (2) where the Company cannot make use of the business opportunity as stipulated by laws, administrative regulations or this articles of association;

- (7) without reporting to the board of directors or the shareholders' meeting and obtain an approval by resolution of the board of directors or the shareholders' meeting according to this articles of association, he/she shall not engage in any business that is similar to that of the Company for himself/herself or for any other person;
- (8) not to accept commissions in connexion with the Company's transactions for his/her own benefit;
- (9) not to disclose secrets of the Company without authorization;
- (10) not to take advantage of their connected relationships to prejudice the interests of the Company;
- (11) other loyalty obligations stipulated by laws, regulations and prescriptive documents, the listing rules of the stock exchange where the shares of the Company are listed and the Articles of Association.

The income obtained by a director in violation of this Article shall belong to the Company; if any loss is caused to the Company, he/she shall be liable for compensation.

Where any of the close relatives of the directors, or any of the enterprises directly or indirectly controlled by the directors or any of their close relatives, or any of the connected parties who has any other connected relationship with the directors, enters into a contract or conducts a transaction with the Company, the item (V) of preceding Article shall apply.

The directors shall abide by the laws, regulations and prescriptive documents, the listing rules of the stock exchange where the shares of the Company are listed and the Articles of Association, and bear the following duties of diligence to the Company. When performing their duties, they shall, for the best interests of the company, exercise the reasonable care that shall be generally possessed by a manager:

- (1) to exercise the rights granted by the Company in a prudent, serious and diligent manner to ensure that the Company's business activities comply with the requirements of laws, regulations and prescriptive documents and various national economic policies, and the business activities do not exceed the business scope specified in the business licence;
- (2) to treat all shareholders fairly;
- (3) to carefully peruse the Company's various commercial and financial reports and keep abreast of the Company's business operation and management;

- (4) sign a written confirmation on the Company's regular reports. Ensure that the Company discloses information in a timely and fair manner, and the information disclosed is true, accurate and complete. If there is no guarantee of the authenticity, accuracy and completeness of the contents of the securities issuance documents and regular reports or there is any objection, they shall express their opinion and state the reasons in the written confirmation opinion, which shall be disclosed by the issuer. Where the issuer does not disclose, the directors may directly apply for disclosure;
- (5) shall truthfully provide the Supervisory Committee with relevant information and materials, and shall not hinder the Supervisory Committee or the Supervisors from exercising their functions and powers;
- (6) other duty of diligence stipulated by laws, regulations and prescriptive documents, the listing rules of the stock exchange where the shares of the Company are listed and the Articles of Association.

When a director's resignation takes effect or his/her term of office expires, he/she shall complete all handover procedures with the Board, and his/her duty of loyalty to the Company and shareholders shall not necessarily be released upon conclusion of his/her term of office. The directors' obligation to keep confidential the Company's trade secrets shall remain valid after the expiration of their terms of office until such secrets become public information. The duration of other obligations of a director shall be determined in accordance with the principle of fairness, depending on the length of time between the occurrence of the event and the resignation, as well as the circumstances and conditions under which the relationship with the Company is terminated.

No Director shall act on his/her own behalf on behalf of the Company or the Board without the legal authorization of the Articles of Association or the Board. When a director acts on his/her own behalf and a third party may reasonably believe that the director acts on behalf of the Company or the Board, the director shall declare his/her position and identity in advance.

If a director violates the laws, regulations and prescriptive documents, the listing rules of the stock exchange where the Company's shares are listed or the Articles of Association when performing his/her duties and causes losses to the Company, he/she shall be liable for compensation.

**2 AMENDMENTS TO THE ARTICLES OF ASSOCIATION**

The Company may amend the Articles of Association in accordance with the provisions of laws, administrative regulations and the Articles of Association.

Amendments to the Articles of Association passed by the Shareholders' meeting shall be reported to the competent authorities for approval if they are subject to examination and approval. If the amendment to the Articles of Association involves registration matters, the registration change procedures shall be performed in accordance with the law.

Any information that are required to be disclosed by laws and regulations regarding amendments to the Articles of Incorporation shall be announced in accordance with the requirements.

**3 SPECIAL RESOLUTION — ABSOLUTE MAJORITY REQUIRED**

The resolutions of the shareholders' meeting shall be divided into ordinary resolutions and special resolutions.

An ordinary resolution may be passed by more than half of the voting rights held by the shareholders (including proxies) attending the shareholders' meeting.

A special resolution may be passed by more than two-thirds of the voting rights held by the shareholders (including proxies) attending the shareholders' meeting.

**4 VOTING RIGHTS**

Shareholders (including proxies) shall exercise their voting rights according to the number of voting shares they represent. Each share shall carry the right to one vote.

When the shareholders' meeting considers significant matters affecting the interests of small and medium-sized investors, the votes of small and medium-sized investors shall be counted separately. The results of separate vote counting shall be disclosed publicly in a timely manner in accordance with relevant laws and regulations and the rules of the stock exchange where the shares of the Company are listed.

The shares of the Company held by the Company have no voting rights, and such shares are not counted in the total number of voting shares present at the shareholders' meeting.

The Board, independent non-executive directors and shareholders who meet the relevant requirements may publicly solicit voting rights from shareholders. Information such as specific voting intentions shall be fully disclosed to the shareholders whose voting rights are being solicited. Soliciting shareholders' voting rights with compensation or disguised compensation is prohibited. The Company shall not impose any minimum shareholding limitation for soliciting voting rights.

The same voting right can only be exercised by one of the following means of on-site voting, online voting or other means of voting. In the event of repeated voting of the same voting right, the results of the first vote shall prevail.

Shareholders attending the shareholders' meeting shall express one of the following opinions on the proposals submitted for voting: for, against or abstain, except for the securities registration and clearing institution, as the nominal holder of shares under the Shanghai-Hong Kong Stock Connect, makes declaration according to the intention of the actual holder.

If a vote is not filled in, incorrectly filled in, illegible or not cast, the voter shall be deemed to have waived his/her voting rights, and the voting results for the number of shares held by him/her shall be counted as "abstain".

Where the Hong Kong Listing Rules require any shareholder to abstain from voting on any particular resolution or restrict any shareholder to vote for or against any particular resolution, any votes cast by or on behalf of such shareholder in contravention of such requirement or restriction shall not be counted.

The shareholders' meetings shall adopt a registered voting system. The Company must announce the results of the poll in the manner prescribed under the Hong Kong Listing Rules. On a poll taken at a meeting, a shareholder (including proxy) entitled to two or more votes need not cast all his votes in the same way.

## **5 RULES OF SHAREHOLDERS' MEETING**

Shareholders' meetings are divided into annual shareholders' meeting and extraordinary shareholders' meeting. The annual shareholders' meeting shall be held once a year within six months after the end of the previous fiscal year.

When convening a shareholders' meeting, all directors, supervisors and the secretary to the Board of the Company shall attend the meeting, and the general manager and other relevant senior management shall be present at the meeting, unless there is a proper reason for taking leave and a written request is submitted to the convener of the meeting in advance. However, if any director, supervisor, secretary to the Board, general manager or other senior management member needs to be questioned at the shareholders' meeting, he/she shall not take leave.

## **6 ACCOUNTING AND AUDITING**

### **(1) Financial and accounting policies**

The Company formulates its financial and accounting policies, profit distribution and audit systems in accordance with the Accounting Law of the People's Republic of China and other laws, regulations and prescriptive documents, as well as the laws, regulations and listing rules of the place where the shares of the Company are listed.

The Company shall prepare a financial report at the end of each fiscal year, which shall be examined and verified according to law. The Company shall submit, disclose and/or submit annual reports, interim reports, preliminary results announcements and other documents to shareholders in accordance with the laws and regulations of the place where the shares of the Company are listed, the listing rules of the stock exchange where the shares of the Company are listed and other prescriptive documents.

The Company shall not keep accounts other than those provided by law. Assets of the Company shall not be deposited in an account opened in the name of any individual.

**(2) Appointment and dismissal of accountant**

The Company shall engage an accounting firm that complies with the relevant provisions of the Securities Law and the Hong Kong Listing Rules to audit the accounting statements, verify the net assets and provide other relevant consulting services for a term of one year, which may be re-appointed from the conclusion of the current annual shareholders' meeting of the Company to the conclusion of the next annual shareholders' meeting.

The appointment of an accounting firm by the Company must be determined by the shareholders' meeting and the Board shall not appoint an accounting firm before the decision of the shareholders' meeting. The Audit Committee may propose to the Board the audit fees of the accounting firm or the determination of the audit fees. If the Supervisory Committee finds any abnormal operation of the Company, it may engage an accounting firm to assist its work if necessary.

The Company guarantees to provide the engaged accounting firm with true and complete accounting vouchers, accounting books, financial and accounting reports and other accounting information, and shall not refuse to provide, conceal or falsify such documents.

The appointment, removal or non-reappointment of an accounting firm shall be decided upon by the shareholders' meeting.

Where the shareholders' meeting proposes to pass a resolution to appoint an accounting firm other than an incumbent accounting firm to fill any vacancy in the office of accounting firms, to reappoint an accounting firm appointed by the Board to fill the vacancy, or to remove an accounting firm before the expiration of its term of office, the following provisions shall be complied with:

- (1) The proposal on appointment or dismissal shall be delivered to the accounting firm proposed to be appointed or which has left office in the relevant accounting year before the notice of shareholders' meeting is issued. Leaving office includes leaving by removal, resignation and retirement.

- (2) If the accounting firm leaving its post makes representations in writing and requests the Company to notify such representations to the shareholders, the Company shall (unless the representations are received too late):
  1. in any notice of the resolution given to shareholders, state the fact of the representations having been made by the leaving accounting firm;
  2. attach a copy of the representations to the notice and deliver it to the shareholders in the manner stipulated in the Articles of Association.
- (3) If the representations of the relevant accounting firm are not sent out in accordance with item (2) of this Article, the relevant accounting firm may require that the representations be read out at the shareholders' meeting and may further appeal.
- (4) The leaving accounting firm shall be entitled to attend the following meetings:
  1. the shareholders' meeting at which its term of office shall expire;
  2. any shareholders' meeting at which it is proposed to fill the vacancy caused by its removal from office;
  3. any shareholders' meeting summoned due to its resignation.

The leaving accounting firm shall be entitled to receive all notices of, and other communications relating to any such meeting, and to speak at any such meeting in relation to any matter which concerns it as a former accounting firm of the Company.

When the Company dismisses or does not renew the engagement of the accounting firm, it shall notify the accounting firm 30 days in advance. The accounting firm shall be allowed to make representations at the shareholders' meeting of the Company when voting on the dismissal of the accounting firm.

Where the accounting firm resigns, it shall make clear to the shareholders' meeting whether there is any irregularity in the Company.



The accounting firm may resign its office by depositing at the legal address of the Company a notice of resignation. The notice shall take effect on the date when it is placed at the legal address of the Company or the later date specified therein. The notice shall contain the following statements:

- (1) a statement to the effect that there are no circumstances connected with its resignation which it considers should be brought to the notice of the shareholders or creditors of the Company; or
- (2) any such statement of circumstances that should be explained.

Within 14 days after receiving the written notice referred to in the preceding paragraph, the Company shall send a copy of the notice to the relevant competent authority. If the notice contains a statement under paragraph (2) of the preceding paragraph, a copy of such statement shall be placed at the Company for shareholders' inspection. The Company shall also send a copy of such statement to every shareholder entitled to a copy of the financial position report of the Company at the address registered in the register of shareholders.

Where the notice of resignation of the accounting firm contains a statement of any circumstances which should be explained, the accounting firm may require the Board to convene an extraordinary shareholders' meeting for the purpose of receiving an explanation of the circumstances in connection with its resignation.

## **7 NOTICE AND AGENDA OF SHAREHOLDERS' MEETINGS**

The shareholders' meeting is an authorised body for the Company to perform its duties and exercise its powers in accordance with the law.

The Company shall convene an extraordinary shareholders' meeting within two months from the date of occurrence of any of the following events:

- (1) when the number of directors is less than the minimum number required by the Company Law or two-thirds of the number required by the Articles of Association;
- (2) when the unrecovered losses of the Company amount to one-third of the total paid-up share capital;
- (3) when shareholder(s) severally or jointly holding 10% or more of the shares of the Company so request(s);
- (4) when deemed necessary by the Board;
- (5) when proposed by the Supervisory Committee;
- (6) other circumstances stipulated by laws, regulations and prescriptive documents, the listing rules of the stock exchange where the shares of the Company are listed or the Articles of Association.

The number of shareholding in item (3) above shall be calculated based on the number of shares held on the date when the shareholders make the written request or the close of the previous (1) trading day (if the date on which the written request is made is a non-trading day).

If the Board agrees to convene the extraordinary shareholders' meeting, it shall issue a notice of convening the meeting within five days after the resolution of the Board is made; if the Board does not agree to hold the extraordinary shareholders' meeting, it shall explain the reasons and make an announcement.

The Supervisory Committee has the right to propose to the Board to convene an extraordinary shareholders' meeting, and such proposal shall be made in writing. The Board shall, in accordance with the laws, regulations and prescriptive documents, the listing rules of the stock exchange where the shares of the Company are listed and the Articles of Association, give a written reply on whether to agree or disagree with the convening of the extraordinary shareholders' meeting within ten days after receiving the proposal.

If the Board agrees to convene the extraordinary shareholders' meeting, a notice of shareholders' meeting shall be issued within five days after the resolution of the Board is made, and any changes to the original proposal in the notice shall be subject to the consent of the Supervisory Committee.

If the Board does not agree to convene the extraordinary shareholders' meeting or fails to give feedback within ten days after receiving the proposal, it shall be deemed that the Board is unable or fails to perform its duty of convening the shareholders' meeting, and the Supervisory Committee may convene and preside over the meeting on its own initiative.

Shareholders individually or jointly holding more than 10% of the shares of the Company shall have the right to request the Board to convene an extraordinary shareholders' meeting, and shall put forward the proposal to the Board in writing to clarify the agenda of the meeting. The Board shall, in accordance with the laws, regulations and prescriptive documents, the listing rules of the stock exchange where the shares of the Company are listed and the Articles of Association, give a written reply on whether to agree or disagree with the convening of the extraordinary shareholders' meeting within ten days after receiving the request.

If the Board agrees to convene an extraordinary shareholders' meeting, a notice of shareholders' meeting shall be issued within five days after the resolution of the Board is made. Any change to the original request in the notice shall be subject to the consent of the relevant shareholders.

If the Board does not agree to convene an extraordinary shareholders' meeting or does not provide feedback within ten days after receiving the request, shareholders individually or jointly holding more than 10% of the Company's shares shall have the right to propose to the Supervisory Committee to convene an extraordinary shareholders' meeting, and shall make a request to the Supervisory Committee in writing.

If the Supervisory Committee agrees to convene the extraordinary shareholders' meeting, it shall issue a notice of shareholders' meeting within five days after receiving the request. Any changes to the original proposal in the notice shall be subject to the consent of the relevant shareholders.

If the Supervisory Committee fails to issue the notice of shareholders' meeting within the prescribed period, it shall be deemed that the Supervisory Committee will not convene and preside over the shareholders' meeting, and shareholders individually or jointly holding more than 10% of the shares of the Company for more than 90 consecutive days may convene and preside over the meeting on their own initiative.

Shareholders individually or jointly hold 1% or more of the Company's shares may submit ad hoc proposals to the convener in writing ten days prior to the date of the shareholders' meeting. The convener shall issue a supplementary notice of the shareholders' meeting within two days after receiving the proposal to announce the content of the provisional proposal, unless the provisional proposal is in violation of any law, administrative regulation or these Articles of Association or fails to fall into the scope of functions and powers of the shareholders' meeting.

The convener will notify all shareholders at least twenty-one (21) days before the annual shareholders' meeting and the extraordinary shareholders' meeting will notify all shareholders at least fourteen (14) days before the meeting.

When calculating the starting period, the date of the meeting shall not be included.

A notice of shareholders' meeting shall meet the following requirements:

- (1) made by way of an announcement;
- (2) specify the time, place, method and duration of the meeting;
- (3) state the matters and proposals submitted to the meeting for consideration;
- (4) provide shareholders with the information and explanations they need to make an informed decision on the matters discussed; this principle includes but is not limited to providing information about the proposed transaction when the Company proposes a merger, repurchase of shares, capital reorganization or other reorganization. Specific conditions and contracts (if any), with a careful explanation of their causes and consequences;
- (5) contain a disclosure of the nature and extent, if any, of the material interests of any Director, Supervisor, general manager or other senior management personnel in the proposed transaction and the effect of the proposed transaction on them in their capacity as shareholders insofar as it is different from the effect on the interests of the shareholders of the same class;
- (6) contain the full text of any special resolution to be proposed for adoption at the meeting;

- (7) contain a clear statement that: all shareholders are entitled to attend the shareholders' meeting and may appoint a proxy in writing to attend and vote at the meeting on his/her behalf and that such proxy need not be a shareholder of the Company;
- (8) specify the time and place for lodging proxy forms for the relevant meeting;
- (9) specify the shareholding record date for shareholders entitled to attend the shareholders' meeting, and the interval between the record date and the date of the meeting shall not be more than 7 working days. Once the shareholding record date is confirmed, it shall not be changed;
- (10) the name and telephone number of the standing contact person for the meeting;
- (11) the time and procedure for voting by online or other means.

The notice and supplementary notice of the shareholders' meeting shall fully and completely disclose all the specific contents of all the proposals and all the information or explanation necessary for the shareholders to make a reasonable judgement on the matters to be discussed. If the matters to be discussed require the opinions of the independent non-executive Directors, the opinions and reasons of the independent non-executive Directors will be disclosed simultaneously when the notice or supplementary notice of the shareholders' meeting is issued.

The resolutions of the shareholders' meeting shall include ordinary resolutions and special resolutions.

The following matters shall be resolved by an ordinary resolution at a shareholder's meeting:

- (1) work reports of the Board and the Supervisory Committee;
- (2) profit distribution plans and loss recovery plans formulated by the Board;
- (3) appointment and removal of members of the Board and the Supervisory Committee, their remuneration and method of payment;
- (4) the Company's annual budget plans and final accounts plans, balance sheets, income statements and other financial statements;
- (5) Annual reports of the Company;
- (6) engagement, dismissal or discontinuation of engagement of an accounting firm and remuneration of an accounting firm by the Company;

- (7) matters other than those required by laws, regulations and prescriptive documents, the listing rules of the stock exchange where the shares of the Company are listed or the Articles of Association to be adopted by special resolution.

The following matters shall be resolved by a special resolution at a shareholders' meeting:

- (1) the increase or reduction of the Company's registered capital and the issuance of any class of shares, certified shares and other similar securities;
- (2) the issuance of corporate bonds;
- (3) the division, merger, dissolution and liquidation of the Company;
- (4) Amendments to the Articles of Association;
- (5) purchase or disposal of material assets or provision of guarantee by the Company within one year with an amount exceeding 30% of the latest audited total assets of the Company;
- (6) share incentive schemes;
- (7) to buy back its own shares in accordance with the Articles of Association;
- (8) other matters stipulated by laws, regulations and prescriptive documents, the listing rules of the place where the shares of the Company are listed or the Articles of Association, and matters determined by an ordinary resolution at a shareholders' meeting that may have a material impact on the Company and need to be approved by a special resolution.

If the content of the resolutions of the shareholders' meeting and the Board of the Company violate the laws, regulations and prescriptive documents, the shareholders shall have the right to request the people's court to hold it invalid.

If the convening procedures and voting methods of the shareholders' meeting or the Board violate laws, regulations and prescriptive documents or the Articles of Association, or the contents of the resolutions violate the Articles of Association, the shareholders shall have the right to request the people's court to revoke the resolutions within 60 days from the date of adoption of the resolutions, except where the procedures for convening a meeting of the shareholders' meeting or the board of directors or the voting method only has some minor defects, which produces no substantial effect on the resolution.

**8 TRANSFER OF SHARES**

Shares of the company issued prior to the public issue of shares may not be transferred within one year of the date of the company's listing on a stock exchange. Where it is otherwise provided for in any law, administrative regulation or by the listing rules of the stock exchange where the Company's shares are listed as regards the transfer of the Company's shares held by the shareholders or de facto controllers of the company, such provisions shall prevail.

Directors, supervisors and the senior management of the Company shall declare to the Company their shareholdings in it and changes in such shareholdings. During their terms of office as determined when they assume the posts, they may transfer no more than 25% of their total number of shareholding in the Company every year; they shall not transfer their shareholding within one year from the date of listing of the Company's shares on a stock exchange. The aforesaid persons shall not transfer the shares of the Company held by them within half a year after they leave office.

Where the shares are pledged within the time limit for restricted transfer as provided for by laws and administrative regulations, the pledgee may not exercise the pledge right within such restricted period.

**9 RIGHTS OF THE COMPANY TO PURCHASE ITS OUTSTANDING ISSUED SHARES**

The Company may, in the following circumstances, buy back its own shares in accordance with laws, regulations, prescriptive documents and the Articles of Association:

- (1) to reduce the Company's registered capital;
- (2) merging with another company that holds shares in the Company;
- (3) Use of shares for employee stock ownership plans or equity incentives;
- (4) acquiring shares held by shareholders (upon their request) who disagrees with any resolution adopted at the shareholders' meeting on the merger or division of the Company;
- (5) using the shares for the conversion of the debts of the Company which are convertible into shares issued by the Company;
- (6) where it is necessary for safeguarding the Company's value and shareholders' rights and interests.

Save for the above circumstances, the Company shall not engage in the trading of its own shares.

The Company may repurchase its shares through public centralised trading or other methods recognised by laws, regulations, prescriptive documents and securities regulatory authorities.

If the Company acquires its own shares due to the circumstances specified in items (3), (5) and (6) of the first paragraph of Article 24 of the Articles of Association, it shall be conducted through public centralised trading.

Where the Company repurchases its shares by an off-market agreement, it shall seek prior approval of the shareholders' meeting in accordance with the Articles of Association. With the prior approval of the shareholders' meeting obtained in the same manner, the Company may cancel or change the contract already concluded in the aforesaid manner or waive any right in the contract. A contract to repurchase shares referred to in the preceding paragraph includes, but is not limited to, an agreement to become obliged to repurchase or to acquire the right to repurchase shares.

The Company shall not assign a contract to repurchase its shares or any of its rights thereunder.

The purchase of the Company's shares for reasons set out in items (1) and (2) of Article 24 of the Articles of Association shall be resolved by the shareholders' meeting; the purchase of the Company's shares for reasons set out in items (3), (5) and (6) of Article 24 of the Articles of Association shall be resolved by the Board meeting attended by more than two-thirds of the Directors.

Where the Company acquires its own shares in accordance with the provisions of Article 24, such shares shall be cancelled within ten days from the date of acquisition under the circumstances set out in item (1); where such shares are acquired under the circumstances set out in items (2) and (4), such shares shall be transferred or cancelled within six months. The shares purchased by the Company in accordance with items (3), (5) and (6) of Article 24 shall not exceed 10% of the total issued shares of the Company, and shall be transferred or cancelled within three years.

If the Company cancels such shares due to the repurchase of shares of the Company, it shall apply to the original company registration authority for registration of the change of registered capital in accordance with the law. The total par value of the cancelled shares shall be deducted from the registered capital of the Company.

The repurchase of H Shares of the Company shall comply with the Hong Kong Listing Rules and other relevant laws, regulations and regulatory requirements of the place where the H Shares are listed.

#### **10 POWER OF ANY SUBSIDIARY OF THE COMPANY TO OWN SHARES IN ITS PARENT COMPANY**

There are no provisions in the Articles of Association relating to ownership by a subsidiary of the Company of shares in its parent company.



**11 DIVIDENDS AND OTHER MEANS OF DISTRIBUTION**

If the proposal on cash distribution, bonus issue or conversion of capital reserve into share capital is approved at the shareholders' meeting, the Company will implement the specific proposal within two months after the conclusion of the Shareholders' meeting.

After the profit distribution plan is resolved at the shareholders' meeting of the Company, the Board of the Company shall complete the distribution of dividends (or shares) within two months after the shareholders' meeting.

The profit distribution of the Company shall be in the form of cash or shares, and in principle, cash dividends shall be given priority.

The Company shall appoint one or more receiving agents for holders of H Shares. The receiving agent shall collect on behalf of the relevant shareholders the dividends distributed and other monies payable by the Company in respect of H shares, and shall declare such monies on behalf of the holders of such securities, pending payment to such holders. The receiving agents appointed by the Company shall meet the requirements of the laws or relevant regulations of the stock exchange where the Company is listed. The receiving agents appointed by the Company for holders of H Shares listed in Hong Kong shall be a company registered as a trust company under the Trustee Ordinance of Hong Kong.

**12 SHAREHOLDERS' PROXIES**

Shareholders may attend the shareholders' meeting in person or appoint a proxy to attend and vote on their behalf.

A shareholder shall appoint a proxy in writing, and the power of attorney shall be signed by the principal or by his attorney appointed in writing; if the principal is a legal person, it shall be affixed with the seal of the legal person or signed by its director or formally appointed agent.

The power of attorney issued by a shareholder entrusting another person to attend a shareholders' meeting shall contain the following:

- (1) name of the proxy;
- (2) the proportion of shares of the principal represented by the proxy;
- (3) whether the proxy has voting rights or not;
- (4) instructions to vote for, against or abstain from voting on each matter to be considered on the agenda of the shareholders' meeting;

- (5) date of issuance and validity period of the power of attorney;
- (6) the signature (or seal) of the principal. If the principal is a corporate shareholder, the corporate seal shall be affixed.

Any form issued to a shareholder by the Board of the Company for use by him for appointing a proxy shall allow the shareholder to freely instruct the proxy to vote in favour of or against each resolution and give separate instructions for each matter to be voted on at the meeting. Such a form shall contain a statement that in the absence of specific instructions from the shareholder the proxy may vote as he/she thinks fit. If the shareholder is a recognised clearing house or its agent as defined by the relevant laws and regulations of the place where the shares of the Company are listed, the shareholder may authorise one or more persons it deems suitable to act as its representative (s) at any shareholders' meeting; however, if more than one person is authorised, the power of attorney shall specify the number and class of shares involved by each such person, and the power of attorney shall be signed by the authorised personnel of the recognised clearing house. The person (s) so authorised may attend the meeting on behalf of the Recognised Clearing House (or its agent) (without presenting the shareholding certificate, notarized authorization and/or further evidence to prove that he/she is duly authorised) to exercise his/her rights as if he/she was an individual shareholder of the Company.

### **13 INSPECTION OF REGISTER OF MEMBERS AND OTHER RIGHTS OF SHAREHOLDERS**

A shareholder of the Company is a person who lawfully holds shares of the Company and whose name is entered in the register of members. The Company shall establish a register of members based on the evidence provided by the share registrar, which shall be sufficient evidence to prove that the shareholders hold the Company's shares. A shareholder shall enjoy rights and assume obligations according to the class of shares held by him; shareholders who holds shares of the same class shall enjoy the same rights and assume the same obligations.

When the Company convenes a shareholders' meeting, distributes dividends, goes into liquidation or engages in other acts that require the confirmation of the identity of the shareholders, the Board or the convener of the shareholders' meeting shall confirm the equity registration date, and the shareholders whose names appear on the register of members after the close of trading on the equity registration date shall be the shareholders entitled to the relevant rights and interests.

**14 LIMITATION OF RIGHTS OF CONTROLLING SHAREHOLDER**

The controlling shareholders and actual controllers of the Company shall not use their connected relationships to the detriment of the interests of the Company. Those who violate such requirements and cause losses to the Company shall be liable for compensation.

The controlling shareholders and de facto controllers of the Company owe a duty of good faith to the Company and all shareholders of the Company. The controlling shareholder shall exercise its rights as a contributor in strict compliance with the laws, and shall not prejudice the legitimate rights and interests of the Company and other shareholders by means of profit distribution, asset restructuring, external investment, capital appropriation, loan guarantee, etc., and shall not prejudice the interests of the Company and other shareholders by taking advantage of its controlling position.

Where any controlling shareholder or de facto controller of the Company instructs any director or senior management personnel to carry out any act to the detriment of the interests of the Company or its shareholders, such controlling shareholder or de facto controller shall bear joint and several liability with the director or senior management personnel.

**15 PROCEDURES OF LIQUIDATION**

The Company shall be dissolved for the following reasons:

- (1) expiry of the term of business stipulated in the Articles of Association or occurrence of other reasons for dissolution stipulated in the Articles of Association;
- (2) the shareholders' meeting has resolved to dissolve the Company;
- (3) dissolution is necessary due to merger or division of the Company;
- (4) the Company is legally declared bankrupt due to its failure to pay its debts as they fall due;
- (5) the business licence of the Company is revoked, the Company is ordered to close down or is revoked in accordance with the law;
- (6) where the Company encounters any serious difficulty in its operation and management and its continuance shall cause a significant loss to the interests of the shareholders, and such difficulty cannot be solved by any other means, the shareholders holding more than 10% of the voting rights of all the shareholders of the Company may petition the people's court to dissolve the Company.

Where the Company is dissolved pursuant to items (1), (2), (5) and (6), a liquidation committee shall be established and the liquidation shall commence within 15 days after the occurrence of the cause of dissolution. The liquidation committee shall be composed of directors or any other person determined by a shareholders' meeting. If a liquidation committee is not established within the stipulated period, the interested parties may apply to the people's court for setting up a liquidation committee with designated relevant personnel to conduct the liquidation.

Where the Company is dissolved under circumstance (3), the liquidation shall be handled by the parties to the merger or division in accordance with the contract signed at the time of merger or division.

Where the Company is dissolved pursuant to item (4), the people's court shall, in accordance with the provisions of relevant laws, organise the shareholders, relevant authorities and relevant professionals to establish a liquidation committee to carry out the liquidation.

Where the Company is dissolved pursuant to item (5), the relevant competent authority shall organise the shareholders, relevant authorities and relevant professionals to establish a liquidation committee to carry out the liquidation.

If a liquidation committee is not established within the stipulated period, the creditors may apply to the people's court for setting up a liquidation committee with designated relevant personnel to conduct the liquidation.

The functions and powers of the Board of the Company shall cease immediately after the resolution for carrying out liquidation is passed at the shareholders' meeting.

The liquidation committee shall notify the creditors within ten days from the date of its establishment and make at least three announcements on the media for information disclosure within 60 days. Creditors shall declare their claims to the liquidation committee within 30 days after receiving the notice or within forty-five days after the announcement if they have not received the notice.

When declaring their claims, creditors shall explain the relevant matters of their claims and provide supporting materials. The liquidation committee shall register the creditor's rights.

During the period of claiming creditors' rights, the liquidation committee shall not pay off the creditors.

After the liquidation committee has cleaned up the Company's assets and prepared a balance sheet and an inventory of assets, it shall formulate a liquidation plan and submit it to the shareholders' meeting or the people's court for confirmation.

The remaining assets of the Company after payment of liquidation expenses, wages, social insurance expenses and statutory compensation of employees, outstanding taxes and the Company's debts shall be distributed to the shareholders in proportion to their shareholdings.

During the liquidation period, the Company continues to exist but shall not carry out business activities unrelated to the liquidation. The properties of the Company shall not be distributed to the shareholders before repayment in accordance with the preceding paragraph.

If the liquidation committee, after examining the Company's assets and preparing a balance sheet and an inventory of assets, discovers that the Company's assets are insufficient to pay off its debts, it shall apply to the people's court for bankrupt liquidation in accordance with the law.

After the People's Court has decided to accept the application for bankruptcy, the liquidation committee shall hand over the liquidation affairs to the bankruptcy administrator designated by the People's Court.

Upon completion of the liquidation of the Company, the liquidation committee shall prepare a liquidation report and a statement of the receipts and payments and financial accounts for the period of the liquidation which shall be audited by a certified public accountant in the PRC and submitted to the shareholders' meeting or the people's court for confirmation. The liquidation committee shall, within 30 days from the date of confirmation by the shareholders' meeting or the people's court, submit the aforesaid documents to the company registration authority, apply for cancellation of the company's registration and announce the termination of the company.

## **16 OTHER IMPORTANT PROVISIONS REGARDING THE COMPANY OR ITS SHAREHOLDERS**

### **(1) General provisions**

The Company is a joint stock limited company with perpetual existence.

The entire capital of the Company is divided into shares of equal value. Shareholders of the Company shall be liable to the Company to the extent of the shares they subscribe for, and the Company shall be liable for the debts of the Company to the extent of all its assets.

From the date on which the Articles of Association come into effect, the Articles of Association constitute a legally binding document regulating the Company's organisation and activities, and the rights and obligations between the Company and each shareholder and among the shareholders, and are legally binding on the Company and its shareholders, directors, supervisors and officers. Pursuant to the Articles of Association, any Shareholder may sue any other Shareholder, Director, Supervisor, manager or any other senior officer, any Shareholder may sue the Company, and the Company may sue any Shareholder, Director, Supervisor, manager or any other officers.

In accordance with the provisions of the Constitution of the Communist Party of China, the Company shall establish a Communist Party organisation and carry out activities of the Party. The Company provides the necessary conditions for the activities of the Party organisation.

**(2) Shares and transfer thereof**

The Company may, based on its needs for operation and development and in accordance with the laws, regulations and prescriptive documents, increase its capital in the following ways subject to separate resolutions of the shareholders' meeting:

- (1) public offering of shares;
- (2) non-public offering of shares;
- (3) placement of new shares to existing shareholders;
- (4) distributing bonus shares to its existing shareholders;
- (5) converting reserves into share capital;
- (6) other methods stipulated by laws, regulations and prescriptive documents and approved by the China Securities Regulatory Commission, the securities regulatory authorities of the place where the shares of the Company are listed and other relevant regulatory authorities.

The Company's increase of capital by issuing new shares shall, after being approved in accordance with the provisions of the Articles of Association and the rules of the stock exchange where the Company's shares are listed, be conducted in accordance with the procedures stipulated in the relevant laws, regulations, prescriptive documents and the laws, regulations and listing rules of the place where the Company's shares are listed.

The shareholders' meeting may authorize the board of directors to decide to issue not more than 50% of the shares that have been issued within three years. However, if the capital contributions are to be made using non-monetary property, they shall be subject to a resolution made by the shareholders' meeting. Where the board of directors decides to issue new stocks, a resolution of the board of directors shall be adopted by two thirds of all the directors.

Where the board of directors decides to issue shares pursuant to the preceding paragraph, and thus results in a change in the registered capital or the number of issued shares of the company, the voting at the shareholders' meeting may not be needed to revise such item set forth in the articles of association.

The Company may reduce its registered capital. The reduction of registered capital shall be conducted in accordance with the procedures set forth in the Company Law, other relevant regulations and the Articles of Association.

The Company may, in the following circumstances, buy back its own shares in accordance with laws, regulations, prescriptive documents and the Articles of Association:

- (1) to reduce the Company's registered capital;
- (2) merging with another company that holds shares in the Company;
- (3) use of shares for employee stock ownership plans or equity incentives;
- (4) acquiring shares held by shareholders (upon their request) who disagrees with any resolution adopted at the shareholders' meeting on the merger or division of the Company;
- (5) using the shares for the conversion of the debts of the Company which are convertible into shares issued by the Company;
- (6) where it is necessary for safeguarding the Company's value and shareholders' rights and interests.

Save for the above circumstances, the Company shall not engage in the trading of its own shares.

### **(3) Shareholders**

A shareholder shall enjoy rights and assume obligations according to the type and proportion of his/her shares. Shareholders holding the same class of shares enjoy equal rights and assume equal obligations.

Ordinary shareholders of the Company shall enjoy the following rights:

- (1) the right to dividends and other distributions in proportion to the number of shares held;
- (2) the right to request, convene, chair, attend or appoint a proxy to attend shareholders' meeting and to exercise corresponding voting rights in accordance with the law;
- (3) to supervise the operation of the Company, and make suggestions or inquiries;
- (4) to transfer, gift or pledge the shares held by them in accordance with the laws, regulations and prescriptive documents, the listing rules of the stock exchange where the shares of the Company are listed and the Articles of Association;



- (5) to obtain relevant information in accordance with the provisions of the Articles of Association, including:
1. to obtain a copy of the Articles of Association after paying the cost;
  2. the right to inspect and copy the following, subject to payment of a reasonable fee:
    - (1) all parts of the register of members;
    - (2) the minutes of shareholders' meeting and special resolutions of the Company, resolutions of board meetings and resolutions of supervisory committee meetings;
    - (3) the latest audited financial statements of the Company and the reports of the Board, auditors and the supervisory committee;
    - (4) financial accounting reports;
    - (5) a copy of the latest annual report which has been filed with the Administration for Industry and Commerce and other competent authorities;
    - (6) Shareholders who individually or collectively held more than three per cent of the Company's shares for more than one hundred and eighty consecutive days shall have the right to inspect the Company's accounting books and documents in accordance with the law upon a written request with an explanation of the purpose.

The Company shall make available the documents referred to in items (1) and (5) above and any other applicable documents at the Company's address in Hong Kong in accordance with the requirements of the Hong Kong Listing Rules for inspection by the public and shareholders free of charge.

- (6) in the event of the termination or liquidation of the Company, to participate in the distribution of the remaining assets of the Company in accordance with the number of shares held by him at that time;
- (7) to demand the Company to purchase his/her shares if he/she objects to the resolutions of the shareholders' meeting on the merger or division of the Company;

- (8) shareholders individually or jointly holding 1% or more of the Company's shares have the right to propose extraordinary resolutions and submit them to the convener in writing 10 working days before the shareholders' meeting;
- (9) other rights stipulated by the laws, regulations and prescriptive documents of the place where the shares of the Company are listed, the listing rules of stock exchanges or the Articles of Association.

The Company shall not exercise any power to freeze or otherwise impair any of the rights attaching to any share by any person who is directly or indirectly interested in the Company by reason of that the person has failed to disclose his interests to the Company only.

If a shareholder requests to inspect or obtain the relevant information in item (5) of the preceding Article, he/she shall provide the Company with written documents evidencing the class and number of shares held by him/her, and the Company shall provide such information as requested by the shareholder after verifying his/her identity.

Where a shareholder request to access the accounting books or accounting vouchers of the company referred to in item (5) of the preceding article, it shall make a written request and state the purposes therefor. If the company, with justifiable reasons, considers that the shareholder's request to consult the accounting books or accounting vouchers has any improper purposes and may damage the lawful rights and interests of the company, it may reject the request of the shareholder, and shall, within 15 days as of the day when the shareholder makes the written request, give the shareholder a written reply and state the reason therefor. If the company refuses to provide access, the shareholder may bring a lawsuit to a people's court.

The ordinary shareholders of the Company shall assume the following obligations:

- (1) to abide by the laws, regulations and prescriptive documents of the place where the shares of the Company are listed, the listing rules of the stock exchange and the Articles of Association;
- (2) to pay subscription monies according to the number of shares subscribed and the method of subscription;
- (3) no withdrawal of their shares unless in circumstances stipulated by laws, regulations and prescriptive documents;

- (4) not to abuse the rights of shareholders to damage the interests of the Company or other shareholders, and shareholders of the Company who abuse their rights of shareholders to cause losses to the Company or other shareholders shall be liable for compensation in accordance with the law;
- (5) not to abuse the Company's independent legal person status and shareholder's limited liability to damage the interests of the Company's creditors;

If a shareholder of the Company abuses his/her shareholder's rights and causes losses to the Company or other shareholders, he/she shall be liable for compensation in accordance with the law;

Shareholders of the Company who abuse the independent status of the Company as a legal person and the limited liability of shareholders to evade debts and seriously damage the interests of the creditors of the Company shall be jointly and severally liable for the debts of the Company.

- (6) other obligations imposed by the laws, regulations and prescriptive documents of the place where the shares of the Company are listed, the listing rules of the stock exchange and the Articles of Association.

**(4) Board of directors**

The Board shall be accountable to the shareholders' meeting and exercise the following functions and powers:

- (1) to summon meetings of the shareholders' meeting and report its work to the shareholders' meeting;
- (2) to implement the resolutions of the shareholders' meeting;
- (3) to decide on the Company's business plans and investment plans;
- (4) to formulate the Company's profit distribution plans and loss recovery plans;
- (5) to formulate proposals for the increase or reduction of the Company's registered capital, the issuance of bonds or other securities and listing plans;

- (6) to formulate plans for material acquisitions, purchase of shares of the Company or merger, division, dissolution and change of corporate form of the Company;
- (7) to decide on the Company's external investment, acquisition and disposal of assets, pledge of assets, external guarantees, entrusted wealth management, connected transactions, external donations and other matters within the scope of authorization of the shareholders' meeting;
- (8) investment, acquisition or disposal of assets, financing and connected transactions (excluding transactions between the Company and its subsidiary(ies)) which are subject to the decision of the Board in accordance with the Hong Kong Listing Rules and other securities regulatory rules of the place where the shares of the Company are listed;
- (9) to decide on the establishment of the Company's internal management structure;
- (10) to appoint or dismiss the Company's general manager and secretary to the Board in accordance with the procedures; to appoint or dismiss the Company's deputy general manager, chief financial officer and other senior management members in accordance with the general manager's nomination, and to decide on their remuneration, rewards and penalties;
- (11) to formulate the basic management system of the Company;
- (12) to formulate proposals for amendment to the Articles of Association;
- (13) to manage the information disclosure matters of the Company;
- (14) to propose to the shareholders' meeting the appointment or replacement of the accounting firm that audits the Company;
- (15) to hear the work report of the manager of the Company and inspect the work of the manager;
- (16) to be responsible for environmental, social and governance (hereinafter referred to as "ESG") works, including identifying ESG risks, formulating and reviewing the Company's ESG strategies, goals (no less frequently than twice a year) and internal control;
- (17) such other powers granted by the shareholders' meeting as required by laws, regulations and prescriptive documents, the listing rules of the stock exchange of the place where the Company's shares are listed or these Articles of Association.

Except for items (6), (7), (12) and other matters specified in laws, regulations and prescriptive documents, the listing rules of the stock exchange where the Company's shares are listed and the Articles of Association, which shall be approved by more than two-thirds of the Directors, the Board may resolve on the aforesaid matters by more than half of the Directors.

Matters beyond the scope of authorization by the shareholders' meeting shall be submitted to the shareholders' meeting for consideration.

**(5) Independent non-executive directors**

The Board of the Company shall have independent non-executive directors. The number of independent non-executive directors shall not be less than three (3) and shall not be less than one-third (1/3) of all directors, and at least one of them shall have appropriate professional qualifications or appropriate accounting or related financial management expertise, and one (1) independent non-executive director shall be ordinarily resident in Hong Kong.

**(6) Secretary to the Board**

The Company shall have a secretary to the Board. The secretary to the Board shall have professional knowledge and experience, and shall be responsible for the preparation of shareholders' meeting and Board meetings of the Company, the storage of documents, the management of shareholders' information of the Company, and the handling of information disclosure matters, and the main responsibilities of the secretary to the Board shall be:

- (1) to ensure that the Company has complete organisational documents and records;
- (2) to ensure that the Company prepares and submits the reports and documents required by the competent authorities in accordance with the law;
- (3) to ensure that the register of members of the Company is properly established and that persons entitled to access to relevant records and documents of the Company are provided with relevant records and documents in a timely manner.

The secretary to the Board shall comply with the laws, regulations and prescriptive documents, the rules of the stock exchange where the shares of the Company are listed and the relevant provisions of the Articles of Association.

**(7) Supervisory Committee**

The Company shall have a Supervisory Committee. The Supervisory Committee shall consist of three Supervisors, and the Supervisory Committee shall have one chairman. The chairman of the Supervisory Committee shall be elected by more than half of all supervisors. The chairman of the Supervisory Committee shall summon and preside over the meetings of the Supervisory Committee. If the chairman of the Supervisory Committee is unable or fails to perform his/her duties, a supervisor shall be jointly elected by more than half of the supervisors to summon and preside over the meetings of the Supervisory Committee.

The Supervisory Committee shall have one employee representative supervisor. The shareholder representative supervisors in the Supervisory Committee shall be elected by the shareholders' meeting, and the employee representative supervisors shall be elected by the employees of the Company through the employee representative meeting, the employee meeting or other forms of democratic election.

The Supervisory Committee shall exercise the following functions and powers:

- (1) it shall review the Company's securities offering documents and the Company's periodic reports prepared by the Board and shall sign on the written review opinion. Supervisors shall ensure that the issuer discloses information in a timely and fair manner, and the information disclosed is true, accurate and complete. If the supervisors cannot guarantee the authenticity, accuracy and completeness of the contents of the securities issuance documents and regular reports or have objections, they shall express their opinions and state their reasons in the written confirmation, which shall be disclosed by the issuer. Where the issuer failed to not disclose, supervisors may directly apply for disclosure;
- (2) to examine the financial affairs of the Company;
- (3) to supervise the performance of duties by directors and senior management, and propose the removal of directors and senior management who have violated laws, regulations, prescriptive documents, the Articles of Association or the resolutions of the shareholders' meeting;
- (4) to require directors and senior management to make corrections when their conduct is detrimental to the Company's interests;

- (5) to check the financial reports, business reports, profit distribution plans and other financial information to be submitted by the Board to the shareholders' meeting, and if any doubt is found, may entrust certified public accountants and practising auditors in the name of the Company to assist in the re-examination;
- (6) to propose the convening of an extraordinary shareholders' meeting, and to summon and preside over the shareholders' meeting when the Board fails to perform the duty of summoning and presiding over the shareholders' meeting under the Company Law;
- (7) to submit proposals to the shareholders' meeting;
- (8) to initiate legal proceedings against directors and senior management personnel in accordance with Article 189 of the Company Law;
- (9) to carry out investigations when abnormalities in the Company's operations are discovered; if necessary, professional organizations such as accounting firms and law firms may be engaged to assist in its work at the Company's expense;
- (10) other functions and powers stipulated by laws, regulations and prescriptive documents, the rules of the stock exchange where the shares of the Company are listed, the Articles of Association or as conferred by the shareholders' meeting.

**(8) General Manager**

The Company shall appoint a general manager, who shall be appointed or dismissed by the Board.

The general manager shall be accountable to the Board and exercise the following functions and powers:

- (1) to be in charge of the production, operation and management of the Company, organise the implementation of the resolutions of the Board and report to the Board;
- (2) to organise the implementation of the Company's annual business plan and investment plan;
- (3) to formulate plans for the establishment of the Company's internal management structure;
- (4) to formulate the basic management system of the Company;
- (5) to formulate the specific rules and regulations of the Company;



- (6) to propose to the Board the appointment or dismissal of the Company's deputy general managers and financial controller (chief financial officer);
- (7) to decide on the appointment or dismissal of management personnel and relevant personnel other than those required to be appointed or dismissed by the Board in accordance with the Articles of Association;
- (8) other functions and powers conferred by the Articles of Association or the Board.

The general manager shall be present at meetings of the Board; the general manager who is not a Director shall have no voting rights at the Board meetings.

**(9) Reserve Funds**

When distributing the after-tax profits of the current year, the Company shall allocate 10% of the profits into its statutory reserve fund. If the accumulated amount of the Company's statutory reserve fund is more than 50% of the registered capital of the Company, further appropriation is not necessary.

If the statutory reserve fund of the Company is insufficient to make up for the losses of previous years, the profits of the current year shall be used to make up for the losses before making allocations to the statutory reserve fund in accordance with the provisions of the preceding paragraph.

After the Company has withdrawn the statutory reserve fund from the after-tax profit, it may also withdraw discretionary reserve fund from the after-tax profit upon the resolution of the shareholders' meeting.

After the Company has made up for its losses and made allocations to its common reserve fund, the remaining after-tax profits shall be distributed to the shareholders in proportion to their shareholdings, except for those shall not be distributed in proportion to their shareholdings as stipulated in the Articles of Association.

If the shareholders' meeting, in violation of the provisions of the preceding paragraph, distributes profits to shareholders before the Company makes up for losses and makes allocations to the statutory common reserve fund, the shareholders shall return the profits distributed in violation of the provisions to the Company; and the shareholders and the liable directors, supervisors and senior executives shall be held liable for compensation if any loss is caused to the Company.

The shares of the Company held by the Company shall not participate in profit distribution.

The reserve fund of the Company shall be used to make up for the losses of the Company, to expand the production and operation of the Company or to increase the registered capital of the Company. Where the reserve fund of the Company is used for making up losses, the discretionary reserve fund and the statutory reserve fund shall be firstly used. If losses still cannot be made up, the capital reserve fund can be used according to the relevant provisions.

The capital reserve fund shall include the following:

- (1) premium received from the issuance of shares in excess of their par value;
- (2) other income that shall be included in the capital reserve as required by the competent financial department of the State Council.

When the statutory surplus reserve is converted to increase the registered capital, the retained portion of the statutory surplus reserve shall not be less than 25% of the registered capital of the Company before such conversion.

**A. FURTHER INFORMATION ABOUT OUR GROUP****1. Establishment of Our Company**

Our Company was established as a limited liability company in the PRC on December 31, 1993 and was converted into a joint stock limited company on December 5, 2023. Our registered office is located at No. 23, Eighth Street, Baiyang Street, Qiantang District, Hangzhou, Zhejiang Province, PRC.

Our Company has established a place of business in Hong Kong at 46/F, Hopewell Centre, 183 Queen's Road East, Wanchai, Hong Kong, and has been registered as a non-Hong Kong company under Part 16 of the Companies Ordinance. Ms. Ho Wing Nga (何詠雅) has been appointed as our authorized representative for acceptance of service of process and notices in Hong Kong whose address for service of process and notices is the same as our place of business in Hong Kong.

**2. Changes in the Share Capital of Our Company**

Save as disclosed in "History, Development and Corporate Structure," there has been no change in the share capital of our Company within the two years immediately preceding the date of this prospectus.

**3. Changes in the Share Capital of Our Subsidiary**

There has been no change in the share capital of our subsidiary, Cosmotrust Biopharmaceutical, within the two years immediately preceding the date of this prospectus.

**4. Resolutions of Our Shareholders**

At the extraordinary general meeting of the Company held on January 17, 2024, among other things, the following resolutions were passed by the Shareholders:

- (a) the issuance by our Company of H Shares with a nominal value of RMB1.00 each and such H Shares being listed on the Stock Exchange;
- (b) the number of H Shares to be issued shall not be more than 25% of the total issued share capital of our Company as enlarged by the Global Offering, and the grant of the Over-allotment Option in respect of no more than 15% of the number of H Shares initially available under the Global Offering;

- (c) subject to the completion of the filing with the CSRC, upon completion of the Global Offering, no more than 70,697,985 Unlisted Shares in aggregate held by Zhongmei Huadong, Hangzhou Huasheng, CQFE, Zhejiang Wangxin, Highland Pharma, Wanliyang, Chengheda, Mr. Wu Qiyuan, Nanbeiju and Qingfanghao will be converted into H Shares on a one-for-one basis;
- (d) subject to the grant to our Board of general mandate to separately or concurrently allot, issue and deal with additional Shares, and the number of such Shares shall not exceed 20% of the total Shares in issue as of the Listing Date;
- (e) subject to the completion of the Global Offering, the adoption of the Articles of Association which shall become effective on the Listing Date, and authorization to our Board to amend the Articles of Association to the extent necessary in accordance with laws, regulations and regulatory rules and requirements from relevant government bodies or regulatory authorities and for the purpose of the Listing; and
- (f) authorization of our Board or its authorized individual(s) to handle all matters relating, among other things, to the Global Offering, the issue and the listing of H Shares on the Stock Exchange.

## **5. Restriction on Share Repurchase**

For details of the restrictions on share repurchase by our Company, please refer to the sections headed “Summary of Principal Legal and Regulatory Provisions” and “Summary of Articles of Association” respectively set out in Appendix IV and Appendix V to this prospectus.

## **B. FURTHER INFORMATION ABOUT OUR BUSINESS**

### **1. Summary of Material Contracts**

The Group has entered into the following contracts (not being contracts entered into in the ordinary course of business) within the two years immediately preceding the date of this prospectus that are or may be material:

- (a) the cornerstone investment agreement dated November 1, 2024 entered into among the Company, Heda Jinyuan (HK) Co., Limited (和達金源(香港)有限公司), Huatai Financial Holdings (Hong Kong) Limited and CLSA Limited, pursuant to which Heda Jinyuan (HK) Co., Limited (和達金源(香港)有限公司) agreed to subscribe for such number of H Shares at the Offer Price in an aggregate investment amount of Hong Kong dollar equivalent of US\$25,000,000 (including the brokerage, AFRC transaction levy, SFC transaction levy and Stock Exchange trading fee in respect of such number of H Shares);

- (b) the cornerstone investment agreement dated November 13, 2024 entered into among the Company, Hong Kong King-Friend Industrial Company Limited (香港健友實業有限公司), Huatai Financial Holdings (Hong Kong) Limited and CLSA Limited, pursuant to which Hong Kong King-Friend Industrial Company Limited (香港健友實業有限公司) agreed to subscribe for such number of H Shares at the Offer Price in an aggregate investment amount of Hong Kong dollar equivalent of US\$5,000,000 (excluding the brokerage, AFRC transaction levy, SFC transaction levy and Stock Exchange trading fee in respect of such number of H Shares);
- (c) the cornerstone investment agreement dated November 13, 2024 entered into among the Company, Alibaba Health (Hong Kong) Technology Company Limited, Huatai Financial Holdings (Hong Kong) Limited and CLSA Limited, pursuant to which Alibaba Health (Hong Kong) Technology Company Limited agreed to subscribe for such number of H Shares at the Offer Price in an aggregate investment amount of Hong Kong dollar equivalent of US\$3,000,000 (including the brokerage, AFRC transaction levy, SFC transaction levy and Stock Exchange trading fee in respect of such number of H Shares);
- (d) the cornerstone investment agreement dated November 14, 2024 entered into among the Company, Fosun Industrial Co., Limited (復星實業(香港)有限公司), Huatai Financial Holdings (Hong Kong) Limited and CLSA Limited, pursuant to which Fosun Industrial Co., Limited (復星實業(香港)有限公司) agreed to subscribe for such number of H Shares at the Offer Price in an aggregate investment amount of Hong Kong dollar equivalent of US\$5,000,000 (excluding the brokerage, AFRC transaction levy, SFC transaction levy and Stock Exchange trading fee in respect of such number of H Shares);
- (e) the cornerstone investment agreement dated November 14, 2024 entered into among the Company, Jointown International Group Company Limited, Huatai Financial Holdings (Hong Kong) Limited and CLSA Limited, pursuant to which Jointown International Group Company Limited agreed to subscribe for such number of H Shares at the Offer Price in an aggregate investment amount of Hong Kong dollar equivalent of US\$3,000,000 (excluding the brokerage, AFRC transaction levy, SFC transaction levy and Stock Exchange trading fee in respect of such number of H Shares);

- (f) the cornerstone investment agreement dated November 14, 2024 entered into among the Company, Wu Qiyuan (吳啟元), Huatai Financial Holdings (Hong Kong) Limited and CLSA Limited, pursuant to which Wu Qiyuan (吳啟元) agreed to subscribe for such number of H Shares at the Offer Price in an aggregate investment amount of Hong Kong dollar equivalent of RMB20,000,000 (including the brokerage, AFRC transaction levy, SFC transaction levy and Stock Exchange trading fee in respect of such number of H Shares);
- (g) the cornerstone investment agreement dated November 14, 2024 entered into among the Company, Delta Capital Hong Kong Limited, Huatai Financial Holdings (Hong Kong) Limited and CLSA Limited, pursuant to which Delta Capital Hong Kong Limited agreed to subscribe for such number of H Shares at the Offer Price in an aggregate investment amount of HK\$12,000,000 (excluding the brokerage, AFRC transaction levy, SFC transaction levy and Stock Exchange trading fee in respect of such number of H Shares); and
- (h) the Hong Kong Underwriting Agreement.

## 2. Intellectual Property Rights

### *Trademarks*

As of the Latest Practicable Date, we had registered the following trademarks which we considered to be material to our business:

No.	Trademark	Registration number	Registered owner	Place of registration	Class	Validity period
1.	吉可亲	68101346	Company	PRC	5	May 14, 2023 to May 13, 2033
2.	吉优泰	68095048	Company	PRC	5	May 14, 2023 to May 13, 2033
3.	吉婷美	68101335	Company	PRC	5	May 14, 2023 to May 13, 2033
4.	吉唐安	68112599	Company	PRC	5	May 14, 2023 to May 13, 2033
5.	吉弗唯	38110374	Company	PRC	5	January 14, 2020 to January 13, 2030
6.	吉芙惟	38113568	Company	PRC	5	January 14, 2020 to January 13, 2030
7.	吉利赛	37329928	Company	PRC	5	November 21, 2019 to November 20, 2029
8.	利沙佳	37329927	Company	PRC	5	November 21, 2019 to November 20, 2029
9.		21953880	Company	PRC	10	January 7, 2018 to January 6, 2028
10.		21953961	Company	PRC	42	December 7, 2018 to December 6, 2028
11.	吉优沛	10897764	Company	PRC	5	August 14, 2023 to August 13, 2033
12.	吉坦苏	10897940	Company	PRC	5	August 14, 2023 to August 13, 2033
13.	吉立欣	8512852	Company	PRC	5	August 7, 2021 to August 6, 2031



No.	Trademark	Registration number	Registered owner	Place of registration	Class	Validity period
14.	吉力健	8512812	Company	PRC	5	August 7, 2021 to August 6, 2031
15.	九源	8512913	Company	PRC	5	August 7, 2021 to August 6, 2031
16.		8484001	Company	PRC	5	July 28, 2021 to July 27, 2031
17.	吉立康	8484021	Company	PRC	5	July 28, 2021 to July 27, 2031
18.	骨优导	7894669	Company	PRC	10	February 7, 2021 to February 6, 2031
19.	吉新芬	6073795	Company	PRC	5	February 14, 2020 to February 13, 2030
20.	吉唐	6073794	Company	PRC	5	February 14, 2020 to February 13, 2030
21.	吉宁甘	6073862	Company	PRC	5	February 14, 2020 to February 13, 2030
22.	吉降依	6073773	Company	PRC	5	February 14, 2020 to February 13, 2030
23.	吉欧停	4805098	Company	PRC	5	February 14, 2020 to February 13, 2030
24.	亿喏林	4278193	Company	PRC	5	September 14, 2017 to September 13, 2027
25.	亿喏佳	4278192	Company	PRC	5	September 14, 2017 to September 13, 2027
26.	吉迈佳	3046631	Company	PRC	5	February 28, 2023 to February 27, 2033
27.	吉巨芬	3046632	Company	PRC	5	February 28, 2023 to February 27, 2033
28.		1604124	Company	PRC	5	July 21, 2021 to July 20, 2031

No.	Trademark	Registration number	Registered owner	Place of registration	Class	Validity period
29.		1596573	Company	PRC	5	July 7, 2021 to July 6, 2031
30.		1577773	Company	PRC	10	May 28, 2021 to May 27, 2031
31.		1355243	Company	PRC	5	October 28, 2017 to October 27, 2027
32.		1122356	Company	PRC	5	October 28, 2017 to October 27, 2027
33.		952756	Company	PRC	5	February 28, 2017 to February 27, 2027
34.		952752	Company	PRC	5	February 28, 2017 to February 27, 2027
35.		952753	Company	PRC	5	February 28, 2017 to February 27, 2027
36.		306337738	Company	Hong Kong	5, 10, 35, 42	August 31, 2023 to August 30, 2033
37.		68934463	Company	PRC	41	October 7, 2023 to October 6, 2033
38.		73645114	Company	PRC	10	February 14, 2024 to February 13, 2034
39.		73749293	Company	PRC	10	February 21, 2024 to February 20, 2034
40.	A.  B. (a series of marks)	306499360	Company	Hong Kong	5, 10, 35, 42	March 14, 2024 to March 13, 2034

*Patents*

As of the Latest Practicable Date, we had registered the following patents which we considered to be material to our business:

No.	Patent name	Patent number	Place of registration	Patent type	Patent holder	Grant date	Expiry date
1.	Methods for regeneration of chromatographic stationary phase in preparation of acylated polypeptide step (製備醯化多肽步驟中色譜固定相的再生方法)	202011619851.6	PRC	Invention	Company	October 21, 2022	December 30, 2040
2.	Injection pen (注射筆)	202030812813.7	PRC	Design	Company	June 29, 2021	December 29, 2030
3.	A spinal fusion device (一種脊柱融合裝置)	202021876645.9	PRC	Utility model	Company and the First Affiliated Hospital of Soochow University (蘇州大學附屬第一醫院)	April 23, 2021	September 1, 2030
4.	A refined palladium removal process for fosaprepitant (一種福沙匹坦的精製除鈀工藝)	201610133979.9	PRC	Invention	Company	September 20, 2019	March 9, 2036

No.	Patent name	Patent number	Place of registration	Patent type	Patent holder	Grant date	Expiry date
5.	A method for determining the fine structure of enoxaparin sodium based on capillary electrophoresis (一種基於毛細管電泳的依諾肝素鈉精細結構測定方法)	201280000857.2	PRC	Invention	Company and Shanghai institute of Organic Chemistry of Chinese Academy of Sciences (中國科學院上海有機化學研究所)	July 10, 2013	January 20, 2032
6.	An RP-HPLC method for the detection of recombinant human granulocyte colony-stimulating factor (一種重組人粒細胞集落刺激因子的RP-HPLC檢測方法)	201010523645.5	PRC	Invention	Company	October 17, 2012	October 27, 2030
7.	A method for the production of a recombinant human bone morphogenetic protein-2 maturation peptide (一種重組人骨形態發生蛋白-2成熟肽的生產方法)	201010284844.5	PRC	Invention	Company	July 16, 2014	September 9, 2030
8.	A method for isolation and purification of polyethylene glycol-modified proteins (一種聚乙二醇修飾蛋白的分離純化方法)	201010162575.5	PRC	Invention	Company	February 8, 2017	April 30, 2030
9.	A crystalline form of fulvestrant and its preparation method (一種氟維司群的晶型及其製備方法)	200810060130.9	PRC	Invention	Company and Hangzhou Heta Pharm & Chem Co., Ltd. (杭州海達醫藥化工有限公司)	December 12, 2012	March 7, 2028
10.	Injection pen (注射筆)	202430078839.1	PRC	Design	Company	November 12, 2024	February 5, 2039

***Copyrights***

As of the Latest Practicable Date, we had registered the following copyright which we considered to be material to our business:

No.	Copyright	Place of registration	Owner	Registration date	Registered number
1.	Logo of Jiuyuan	PRC	Company	July 11, 2017	浙作登字 -2017-F-9036

***Domain Names***

As of the Latest Practicable Date, we had registered the following internet domain name which we considered to be material to our business:

No.	Domain name	Registered owner	Registration date	Expiry date
1.	china-gene.com	Company	May 13, 1997	May 14, 2029

## **C. FURTHER INFORMATION ABOUT OUR DIRECTORS, SUPERVISORS AND SUBSTANTIAL SHAREHOLDERS**

### **1. Particulars of Directors' and Supervisors' Service Contracts**

We have entered into a service contract with each of our Directors and Supervisors in respect of, among others, (i) term of service and (ii) termination.

Save as disclosed above, none of our Directors or Supervisors has or is proposed to have a service contract with any member of our Group (other than contracts expiring or determinable by the employer within one year without payment of compensation (other than statutory compensation)).

### **2. Remuneration of Directors and Supervisors**

Save as disclosed in the section headed "Directors, Supervisors and Senior Management" in this prospectus and Note 8 to the Accountants' Report in Appendix I to this prospectus, none of our Directors or Supervisors received other remuneration or benefits in kind from our Company in respect of the years ended December 31, 2021, 2022 and 2023 and the six months ended June 30, 2024.

## 3. Disclosure of Interests

*Disclosure of Interests of Directors, Supervisors and Chief Executive of the Company*

Save as disclosed below, immediately following the completion of the Global Offering (assuming no exercise of the Over-allotment Option) and the conversion of the Unlisted Shares into H Shares, so far as our Directors are aware, none of our Directors, Supervisors or chief executive will have any interest and/or short position (as applicable) in the Shares, underlying Shares or debentures of our Company or our associated corporation (within the meaning of Part XV of the SFO) which will be required to be notified to our Company and the Stock Exchange pursuant to Divisions 7 and 8 of Part XV of the SFO (including interests or short positions which they are taken or deemed to have under such provisions of the SFO) or which will be required, pursuant to Section 352 of the SFO, to be entered in the register referred to therein, or which will be required, pursuant to the Model Code for Securities Transactions by Directors of Listed Issuers as set out in Appendix C3 to the Listing Rules to be notified to our Company and the Stock Exchange, once the H Shares are listed on the Stock Exchange.

Name	Position	Nature of interest	Description of the Shares	Number of Shares held	Approximate percentage of shareholding in the relevant class of Shares <sup>(1)</sup>	Approximate percentage of shareholding in the total share capital of our Company <sup>(1)</sup>
					(%)	(%)
Mr. Fu Hang <sup>(2)</sup>	Executive Director, chairman of the Board and general manager	Interest in a controlled corporation	Unlisted Shares	3,285,425	2.41	1.34
			H Shares	1,760,073	1.61	0.72

*Notes:*

- (1) The calculation is based on the total number of 136,302,015 Unlisted Shares and 109,096,785 H Shares in issue immediately following the completion of the Global Offering (without taking into account the H Shares which may be issued upon the exercise of the Over-allotment Option) and the conversion of the Unlisted Shares into H Shares.
- (2) As of the Latest Practicable Date, Mr. Fu Hang was the general partner who held 34.68% partnership interests in Nanbeiju. As such, Mr. Fu Hang was deemed to be interested in the 1,760,073 H Shares and 3,285,425 Unlisted Shares directly held by Nanbeiju under the SFO.

*Disclosure of Interests of Substantial Shareholders*

Save as disclosed in “Substantial Shareholders” in this prospectus, our Directors are not aware of any other person (other than our Directors, Supervisors or chief executive) who will, immediately following the completion of the Global Offering (assuming no exercise of the Over-allotment Option) and the conversion of the Unlisted Shares into H Shares, have an interest and/or short position in the Shares or underlying Shares which would fall to be disclosed to our Company and the Stock Exchange under the provisions of Divisions 2 and 3 of Part XV of the SFO, or who is, directly or indirectly, interested in 10% or more of the nominal value of any class of share capital carrying rights to vote in all circumstances at general meetings of our Company or any other member of our Group.

**4. Agency Fees or Commissions Received**

The Underwriters will receive an underwriting commission in connection with the Underwriting Agreements, as detailed in “Underwriting — Underwriting Commissions and Listing Expenses” in this prospectus.

Within the two years immediately preceding the date of this prospectus, no commission has been paid or is payable for subscription, agreeing to subscribe, procuring subscription or agreeing to procure subscription for any share in or debentures of the Company.

**5. Disclaimers**

- (i) Saved as disclosed in this prospectus, none of the Directors, Supervisors nor any of the experts referred to in “Qualifications of Experts” below has any direct or indirect interest in the promotion of, or in any assets which have been, within two years immediately preceding the date of this prospectus, acquired or disposed of by, or leased to, any member of our Group, or are proposed to be acquired or disposed of by, or leased to, any member of the Group.
- (ii) Save in connection with the Underwriting Agreements, none of the Directors, Supervisors nor any of the experts referred to in “Qualifications of Experts” below is materially interested in any contract or arrangement subsisting at the date of this prospectus which is significant in relation to the business of the Group.



- (iii) No cash, securities or other benefit has been paid, allotted or given within the two years preceding the date of this prospectus to any promoter of the Company nor is any such cash, securities or benefit intended to be paid, allotted or given in connection with the Global Offering or related transactions described in this prospectus.
- (iv) Save for Huadong Medicine (on the group level), none of our Directors or their respective close associates or our Shareholders who, to the knowledge of our Directors, are interested in more than 5% of our issued share capital has any interest in our five largest customers or suppliers for each year/period during the Track Record Period.
- (v) Save as disclosed in this prospectus, none of our Directors is a director or employee of a company that has an interest in the share capital of our Company which would have to be disclosed pursuant to Divisions 2 and 3 of Part XV of the SFO.

#### **D. OTHER INFORMATION**

##### **1. Estate Duty**

Our Directors have been advised that no material liability for estate duty is likely to fall on our Company or our subsidiary.

##### **2. Litigation**

As of the Latest Practicable Date, no member of our Group was involved in any litigation, arbitration, administrative proceedings or claims of material importance, and so far as we are aware, no litigation, arbitration, administrative proceedings or claims of material importance are pending or threatened against any member of our Group.

##### **3. Sole Sponsor**

The Sole Sponsor satisfies the independence criteria applicable to sponsors set out in Rule 3A.07 of the Listing Rules. A total sponsor's fee paid and payable to the Sole Sponsor to act as a sponsor to our Company in connection with the Listing is US\$1.0 million.

##### **4. Preliminary Expense**

Our Company did not incur any material preliminary expense.

## 5. Promoters

The promoters of our Company are all then 12 shareholders of our Company as of November 21, 2023 before our conversion into a joint stock company with limited liability. Within the two years immediately preceding the date of this prospectus, no cash, securities or other benefit has been paid, allotted or given nor are any proposed to be paid, allotted or given to any promoters in connection with the Global Offering or the related transactions described in this prospectus.

## 6. Qualifications of Experts

The qualifications of the experts who have given opinions or advice in this prospectus are as follows:

Name	Qualification
Huatai Financial Holdings (Hong Kong) Limited	A corporation licensed to conduct Type 1 (dealing in securities), Type 2 (dealing in futures contracts), Type 4 (advising on securities), Type 6 (advising on corporate finance), Type 7 (providing automated trading services) and Type 9 (asset management) of the regulated activities as defined under the SFO
Ernst & Young	Certified Public Accountants and Registered Public Interest Entity Auditor
Zhejiang T&C Law Firm	PRC Legal Adviser
China Insights Industry Consultancy Limited	Independent Industry Consultant
Hogan Lovells	International Sanctions Legal Adviser to our Company as to International Sanctions laws

## 7. Consents of Experts

Each of the experts referred to in “Qualification of Experts” above has given and has not withdrawn its written consent to the issue of this prospectus with the inclusion of its reports, letters or opinions (as the case may be) and the references to its name included herein in the form and context in which they are included.

As of the Latest Practicable Date, none of the experts named above had any shareholding interest in our Company or our subsidiary or rights (whether legally enforceable or not) to subscribe for or to nominate persons to subscribe for securities in any member of our Group.

**8. Taxation of Holders of H Shares**

The sale, purchase and transfer of H Shares are subject to Hong Kong stamp duty. The current rate charged on each of the seller and purchaser is 0.1% of the consideration or, if higher, the fair value of the H Shares being sold or transferred. For further information in relation to taxation, please refer to the paragraphs headed “Taxation and Foreign Exchange — Taxation in Hong Kong” set out in Appendix III to this prospectus.

**9. Binding Effect**

This prospectus shall have the effect, if any application is made pursuant hereto, of rendering all persons concerned bound by all the provisions (other than the penal provisions) of Sections 44A and 44B of the Companies (Winding Up and Miscellaneous Provisions) Ordinance as far as applicable.

**10. Bilingual Prospectus**

The English language and Chinese language versions of this prospectus are being published separately in reliance upon the exemption provided by Section 4 of the Companies Ordinance (Exemption of Companies and Prospectuses from Compliance with Provisions) Notice (Chapter 32L of the Laws of Hong Kong).

**11. Miscellaneous**

Save as otherwise disclosed in this prospectus,

- (i) within the two years immediately preceding the date of this prospectus, no share or loan capital or debenture of our Company or our subsidiary has been issued or agreed to be issued or is proposed to be issued for cash or as fully or partly paid up other than in cash or otherwise;
- (ii) within the two years immediately preceding the date of this prospectus, no commissions, discounts, brokerages or other special terms have been granted in connection with the issue or sale of any share or loan capital of our Company or our subsidiary;
- (iii) no share or loan capital of our Company or our subsidiary is under option or is agreed conditionally or unconditionally to be put under option;
- (iv) we have not issued nor agreed to issue any founder or management or deferred shares;
- (v) there is no restriction affecting the remittance of profits or repatriation of capital by us into Hong Kong from outside Hong Kong;
- (vi) there are no arrangements under which future dividends are waived or agreed to be waived;

- (vii) there have been no interruptions in our business which may have or have had a significant effect on our financial position in the last 12 months;
- (viii) no part of the equity or debt securities of our Company, if any, is currently listed on or dealt in on any stock exchange or trading system, and no such listing or permission to deal in on any stock exchange other than the Stock Exchange is being or is proposed to be sought;
- (ix) our Company has no outstanding convertible debt securities or debentures;
- (x) our Company is a joint stock limited company and is subject to the PRC Company Law; and
- (xi) the English text of this prospectus shall prevail over its respective Chinese text.

<b>APPENDIX VII      DOCUMENTS DELIVERED TO THE REGISTRAR OF COMPANIES AND AVAILABLE ON DISPLAY</b>
---

## **DOCUMENTS DELIVERED TO THE REGISTRAR OF COMPANIES IN HONG KONG**

The documents attached to the copy of this prospectus delivered to the Registrar of Companies in Hong Kong for registration were:

1. the written consents referred to in “Appendix VI — Statutory and General Information — D. Other Information — 7. Consents of Experts” to this prospectus; and
2. a copy of each of the material contracts referred to in “Appendix VI — Statutory and General Information — B. Further Information about Our Business — 1. Summary of Material Contracts” to this prospectus.

## **DOCUMENTS AVAILABLE ON DISPLAY**

Copies of the following documents will be available on display on the website of the Stock Exchange at [www.hkexnews.hk](http://www.hkexnews.hk) and our website at [www.china-gene.com](http://www.china-gene.com) during a period of 14 days from the date of this prospectus:

1. the Articles of Association;
2. the Accountants’ Report prepared by Ernst & Young, the text of which is set out in Appendix I to this prospectus;
3. the audited consolidated financial statements of our Group for the years ended December 31, 2021, 2022 and 2023 and the six months ended June 30, 2024;
4. the report prepared by Ernst & Young on the unaudited pro forma financial information of our Group, the text of which is set out in Appendix II to this prospectus;
5. the material contracts in “Appendix VI — Statutory and General Information — B. Further Information about Our Business — 1. Summary of Material Contracts” to this prospectus;
6. the written consents referred to in “Appendix VI — Statutory and General Information — D. Other Information — 7. Consents of Experts” to this prospectus;
7. the service contracts referred to in “Appendix VI — Statutory and General Information — C. Further Information about Our Directors, Supervisors and Substantial Shareholders — 1. Particulars of Directors’ and Supervisors’ Service Contracts” to this prospectus;

<b>APPENDIX VII      DOCUMENTS DELIVERED TO THE REGISTRAR OF COMPANIES AND AVAILABLE ON DISPLAY</b>
---

8. the PRC legal opinion issued by Zhejiang T&C Law Firm, our PRC Legal Adviser, in respect of, among other things, the general corporate matters and property interests of our Group under PRC law;
9. the legal memorandum prepared by Hogan Lovells, our International Sanctions Legal Adviser as to International Sanctions laws;
10. the industry report issued by China Insights Industry Consultancy Limited, the summary of which is set forth in the section headed “Industry Overview” in this prospectus; and
11. the PRC Company Law and the Trial Measures for Overseas Listing, together with their unofficial English translations.



**杭州九源基因工程股份有限公司**  
Hangzhou Jiuyuan Gene Engineering Co., Ltd.